

Yolo County 2011 Agricultural Crop Report



2012 National Ag Week Art Contest Winner
Claire Deamer, 6th Grade 2nd Place Winner, Korematsu Elementary



Yolo County

Department of Agriculture and Weights & Measures

“We exist to satisfy the needs of our clients not just to produce an output.” (Unknown Author)

Yolo County Mission

Leaders in vibrant, safe and healthy communities. We:

- champion job creation and economic opportunities
- preserve and support agriculture
- protect open space and the environment
- enhance and sustain the safety net
- provide fiscally sound, dynamic and responsive services
- collaborate to maximize success
- capitalize on our unique assets
- advance innovation

Department Vision, Mission and Values

Vision

Our vision is to serve agriculture, the business community and the residents of Yolo County, through collaboration and partnership using the most efficient, effective and progressive means available, doing our part to ensure Yolo County has preserved agriculture and is a safe, healthy, and enjoyable environment in which to work, play and live.

Mission

Our mission is to promote and protect Yolo County agriculture and the environment, ensure the health and safety of our residents, and foster confidence and equity in the marketplace through the fair and equitable enforcement of the laws, regulations, and ordinances enacted by the people of the State of California and the County of Yolo.

Values

Employees of the Department of Agriculture and Weights & Measures, in an effort to accomplish the Department's Vision and Mission, share these values in the course of our work and our employment with Yolo County:

- Honesty
- Integrity
- Trust
- Enthusiasm
- Courtesy
- Customer Service
- Initiative
- Good Stewardship of Scarce Public Resources
- Continuous Improvement
- Personal and Professional Growth
- Respect and Tolerance of the Rights and Beliefs of Others



County of Yolo

70 Cottonwood Street

Woodland, California 95695-2557

(530) 666-8140
FAX (530) 662-6094

John Young
AGRICULTURAL COMMISSIONER
SEALER OF WEIGHTS AND MEASURES

September, 2012

Karen Ross, Secretary, California Department of Food and Agriculture
and Honorable Board of Supervisors, County of Yolo

Pursuant to the provisions of Sections 2279 and 2272 of the California Food and Agriculture Code, I am pleased to present the Yolo County Crop Report for 2011. This annual publication summarizes the acreage, production and valuation of Yolo County's agricultural commodities. These figures denote gross value of production and do not attempt to reflect net farm income.

The gross value of Yolo County's agricultural production for 2011 was \$549,249,669, an all time high, and an increase of 23.8% from 2010. This increase reflects overall higher price per unit for commodities and increases in acreage.

Processing tomatoes remain Yolo County's leading commodity with a gross value of \$106,792,881, up from \$87,920,291 in 2010. This is due to a slightly increased price per unit, but mainly to a 21.7% increase in acreage in 2011 as the county rebounded from decreased acreage in 2010.

Rice, wine grapes, hay, and walnuts round out the top five, with the only change from 2010 the switch of walnuts to number five in gross value and organic production to number six. These changes reflect an increase in bearing acreage for walnut orchards, as well as a 28.7% price increase per unit from the previous year. Almonds, field corn, wheat and sunflower seed round out the top ten commodities for 2011.

I would like to express my appreciation to all the farmers, ranchers, and agencies who contributed data making this report possible. Special recognition for the compilation of this report goes to Jenni King, Leslie Churchill, Beth Gabor, Dennis Chambers and all the staff that assisted in gathering the information.

To see this or any previous crop reports online, or to learn about the programs and services provided by the Yolo County Department of Agriculture, visit: www.yolocounty.org (go to: Government > Departments > Agriculture and Weights & Measures).

Respectfully submitted,
John Young

Agricultural Commissioner

Table of Contents.....Page

Top 20 Commodities	4
Vegetable Crops	5
Organic Production	5
Nursery Products.....	5
Wine Grapes	6
Field Crops	7
Seed Crops	8
Fruit & Nut Crops.....	9
Livestock & Poultry.....	10
Apiary, Livestock & Poultry Products.....	10
Commodity Summary	11
Sustainable Agriculture Report 2011	12
2012 National Ag Week Art Contest Winners.....	starting on 5
Yolo County Wine Tasting Rooms.....	starting on 9
Yolo County Community Supported Agriculture	starting on 11
Yolo County Certified Farmers Markets.....	13
Farm to School Yolo	14
Denise Sagara.....	15
Acknowledgements.....	16



Congratulations to the Yolo County 2012 National Ag Week Art Contest Winners!

See artwork and winning artists on the pages to follow.



Top 20 Commodities

Commodity	2011	2010	2009
1. Tomatoes, Processing	\$106,792,881	\$87,920,291	\$127,751,504
2. Rice	\$58,158,982	56,306,081	53,479,094
3. Grapes, Wine (All)	48,757,213	45,649,602	56,423,575
4. Hay, Alfalfa	45,935,401	27,878,499	29,979,014
5. Walnuts	33,506,903	24,365,054	19,158,440
6. Organic Production	30,230,248	26,243,200	22,824,388
7. Almonds	26,479,988	16,800,842	24,987,486
8. Corn, Field	24,625,305	16,737,304	5,616,903
9. Wheat	20,674,595	15,317,308	11,680,137
10. Sunflower Seed	19,655,460	11,087,895	21,803,180
11. Nursery Stock, All	13,975,185	9,432,534	9,912,127
12. Cattle & Calves	13,850,250	14,229,600	12,827,640
13. Vine Seed	7,083,628	3,332,730	3,958,118
14. Prunes, Dried	6,673,001	7,103,880	6,417,081
15. Apiary Products	5,441,779	5,946,910	5,436,750
16. Safflower	4,432,303	3,151,223	3,357,155
17. Pasture and Grass Seed	4,306,875	4,063,053	1,106,700
18. Hay, Grain	4,013,193	3,047,797	1,980,386
19. Sheep & Lambs	2,441,600	1,748,642	1,980,928
20. Pasture, Dry	2,245,728	1,324,615	1,069,907

Vegetable Crops

Year	Production			Value	
	Harvested Acreage	Per Acre	Total Tons	Per Ton	Total
Tomatoes, 2011	40,103	38.41	1,540,356	\$69.33	\$106,792,881
Processing 2010	32,959	39.69	1,308,143	67.21	87,920,291
Miscellaneous ¹ 2011	5,422				21,527,965
2010	4,450				18,399,970
Total 2011	45,525				\$128,320,846
2010	37,409				\$106,320,261

Organic Production

Year	Harvested Acreage	Total
Production, * 2011	21,387	* \$18,706,971
Organic 2010	5,923	15,707,893
Fresh Market, 2011	1,188	11,523,277
Organic 2010	771	10,535,307
Total 2011	22,575	\$30,230,248
2010	6,694	\$26,243,200

Nursery Products

Year	Harvested Acreage	Total
Propagative 2011	260	\$5,970,000
Stock ² 2010	259	5,077,273
Nursery 2011	41	8,005,158
Stock ³ 2010	126	4,355,261
Total 2011	301	\$13,975,185
2010	385	\$9,432,534

¹ Includes basil, bell pepper, broccoli, carrot, cauliflower, chard, chiles, corn (human consumption), cucumber, fennel, garlic, greens, herbs, kale, kohlrabi, leek, lettuce, melon (including honeydew), onion, peppers, pumpkin, radish, rappini, squash, sweet corn, tomato (fresh), turnip, watermelon, zucchini, and other truck crops.

² Includes bareroot, benchgraft, budwood and cuttings.

³ Includes trees, container stock, organic transplants and transplants.

* Includes organic range land.



Kindergarten 1st Place Winner 2012
Wyatt Moyer, Bryte Elementary

Kindergarten 2nd Place Winner 2012
Julissa Pina, Woodland Christian School

Kindergarten 3rd Place Winner 2012
Audrey Whang, Merryhill Elementary

Kindergarten 4th Place Winner 2012
Gianessa Garcia, Zamora Elementary



First Grade 1st Place Winner 2012
Mia Rodriguez, Maxwell Elementary

First Grade 2nd Place Winner 2012
Zea Boyle, Merryhill Elementary

First Grade 3rd Place Winner 2012
Samantha Cisneros, Esparto Elementary

First Grade 4th Place Winner 2012
Bailey Bramer, Cesar Chavez Elementary



Second Grade 1st Place Winner 2012
 Madison Ankley, Maxwell Elementary

Second Grade 2nd Place Winner 2012
 Bradley Ruport, Zamora Elementary

Second Grade 3rd Place Winner 2012
 Damaris Losoya, Esparto Elementary

Second Grade 4th Place Winner 2012
 Randi Garlinger, Westmore Oaks Elementary



Third Grade 1st Place Winner 2012
 Reece Cartagene, Woodland Christian School

Third Grade 2nd Place Winner 2012
 Hailey Lee Hutchison, Whitehead Elementary

Third Grade 3rd Place Winner 2012
 Yena Lim, Korematsu Elementary

Third Grade 4th Place Winner 2012
 Nathan Lee, Merryhill Elementary

Wine Grapes

	Production			Value		
	Year	Harvested Acreage	Per Acre	Total Tons	Per Ton	Total
Wine Grapes	2011	3,131	5.29	16,563	\$762.37	\$12,627,134
(Black)	2010	3,364	4.98	16,753	806.59	13,512,802

Black Wine Grape Varieties	Bearing Acres	Non-Bearing Acres	Total Acres
Alicante Bouschet	10		10
Cabernet Sauvignon	313	30	343
Gamay	13		13
Grenache	17		17
Malbec	44		44
Merlot	744	13	757
Petite Sirah	495	50	545
Petit Verdot	40	17	57
Pinot Noir	845	54	899
Syrah	416		416
Tempranillo	61		61
Zinfandel	71		71
Miscellaneous ¹	62		62

¹ Includes Barbera, Cabernet Franc, Grenache Noir, Lagrein, Primitivo, Sangiovese, Tannat and Teroldego.

	Year	Harvested Acreage	Per Acre	Total Tons	Per Ton	Total
	Wine Grapes	2011	8,854	7.34	64,988	\$555.95
(White)	2010	8,043	7.31	58,794	546.60	32,136,800

White Wine Grape Varieties	Bearing Acres	Non-Bearing Acres	Total Acres
Burger	126		126
Chardonnay	4,976	32	5,008
Chenin Blanc	814		814
Gewurztraminer	52	28	80
Muscat Blanc	200		200
Pinot Gris	982		982
Riesling	150		150
Sauvingnon Blanc	827		827
Semillon	129		129
Symphony	29	10	39
Viognier	259		259
Miscellaneous ²	310		310

² Includes Airen, Albarino, French Columbard, Greco di Tufo, Grenache Blanc, Roussanne, Verdelho, Vermentino and others.

Field Crops

	Production			Value		
	Year	Harvested Acreage	Per Acre	Total Tons	Per Ton	Total
Corn, Field ¹	2011	20,225	6.51	131,665	\$187.03	\$24,625,305
	2010	16,260	6.29	102,275	163.65	16,737,304
Hay, Alfalfa	2011	41,023	5.50	225,627	203.59	45,935,401
	2010	42,934	5.64	242,148	115.13	27,878,499
Hay, Grain ²	2011	11,442	2.51	28,719	139.74	4,013,193
	2010	11,799	2.66	31,385	97.11	3,047,797
Pasture, Irrigated	2011	11,500			92.22	1,060,530
	2010	11,500			80.00	920,000
Pasture, Dry	2011	119,200			18.84	2,245,728
	2010	122,197			10.84	1,324,615
Rice ³	2011	42,476	4.13	175,426	331.53	58,158,982
	2010	41,372	3.61	149,353	377.00	56,306,081
Safflower	2011	8,775	1.05	9,214	481.04	4,432,303
	2010	9,531	1.04	9,912	317.92	3,151,223
Wheat	2011	42,913	2.44	104,708	197.45	20,674,595
	2010	33,885	2.83	95,895	159.73	15,317,308
Misc ⁴	2011	81,187				12,424,795
	2010	62,734				7,051,754
Total	2011	378,741				\$173,570,832
	2010	352,212				\$131,734,581

1 Includes silage.

2 Includes oat, ryegrass, sudangrass and volunteer hay.

3 Includes seed. Values include Federal Rice Payments.

4 Includes barley, dry beans, grass hay, milo, oats, screenings, straw, sunflower (oil), teff, timothy grass hay, triticale and wild rice. Screenings are generated by the mill, not by the grower.




Fourth Grade 1st Place Winner 2012
Lena Van Duzer, Merryhill Elementary

Fourth Grade 2nd Place Winner 2012
Natalie Hohenwarter, Dingle Elementary

Fourth Grade 3rd Place Winner 2012
German Lopez, Shirley Rominger Intermediate

Fourth Grade 4th Place Winner 2012
Gabriela Acosta, North Davis Elementary



Fifth Grade 1st Place Winner 2012
Hwan Lee, Birch Lane Elementary

Fifth Grade 2nd Place Winner 2012
Louise Hernandez, Westmore Oaks Elementary

Fifth Grade 3rd Place Winner 2012
Byran Salazar, Dingle Elementary

Fifth Grade 4th Place Winner 2012
Luis Rosales, Shirley Rominger Intermediate


Seed Crops

Certified Seed	Harvested		Total
	Year	Acreage	
Small Grain	2011	2,224	\$2,176,097
	2010	1,991	824,258
Sunflower	2011	19,039	19,655,460
	2010	12,692	11,087,895
Miscellaneous ¹	2011	7,554	17,322,545
	2010	7,851	19,169,359
Total	2011	28,817	\$39,154,102
	2010	22,534	\$31,081,512

1 Includes alfalfa, beans, canola, carrots, cole crops, corn, cucumber, melon, peppers, root crops, safflower, sorghum, squash and tomatoes.

2 Includes carrots, Chinese cabbage, cucumber, grasses, melons, native flowers, kohlrabi, oats, onions, safflower, squash and turnips.

Non-Certified Seed	Harvested		Total
	Year	Acreage	
Pasture and Grass	2011	489	\$4,306,875
	2010	684	4,063,053
Vine Seed	2011	2,631	\$7,083,628
	2010	1,026	3,332,730
Miscellaneous ²	2011	660	2,708,234
	2010	744	2,261,122
Total	2011	3,780	\$14,098,737
	2010	2,484	\$9,656,905
Total Seed	2011	32,597	\$53,252,839
	2010	25,018	\$40,738,417



Sixth Grade 1st Place Winners 2012

Keeley Stone, Winters Middle School and Ansley Alsbury, Winters Middle School

Sixth Grade 2nd Place Winner 2012

Claire Deamer, Korematsu Elementary

Sixth Grade 3rd Place Winner 2012

Bailey Leek, Our Lady of Grace School

Sixth Grade 4th Place Winner 2012

Mikayla Otero, Zamora Elementary

Fruit & Nut Crops

	Production			Value		
	Year	Harvested Acreage	Per Acre	Total Tons	Per Ton	Total
Almonds	2011	14,684	0.75	11,013	\$2,404.43	\$26,479,988
(Meats)	2010	12,828	0.76	9,749	1,723.34	16,800,842
Prunes,	2011	2,047	2.87	5,875	1,135.83	6,673,001
Dried	2010	2,088	2.70	5,638	1,260.00	7,103,880
Walnuts,	2011	11,640	1.41	16,412	2,041.61	33,506,903
All	2010	10,743	1.43	15,362	1,586.06	24,365,054
Miscellaneous ¹	2011	1,483				6,372,456
	2010	1,173				7,588,517
Total	2011	29,854				\$73,032,348
	2010	26,832				\$55,858,293

¹ Includes apples, apricots, blueberries, cherries, chestnuts, citrus, figs, kiwi, mulberries, olives, oranges, peaches, pears, pecans, persimmons, pistachios, plums, strawberries and table grapes.

Acreage Statistics 2011

Crop	Bearing Acreage	Non-Bearing Acreage	Total Acreage
Almonds	14,684	1,925	16,609
Walnuts	11,640	2,855	14,495



Yolo County Wine Tasting Rooms

Berryessa Gap Vineyards

15 Main Street, Winters
(530) 795-3201

www.berryessagap.com

Thursday 4:30 p.m. to 8:30 p.m.

Friday 12:00 p.m. to 8:30 p.m.

Saturday 11:00 a.m. to 8:30 p.m.

Sunday 11:00 a.m. to 4:00 p.m.

Bogle Vineyards

37783 County Road 144, Clarksburg
(916) 744-1139

www.boglewinery.com

Monday-Friday 10:00 a.m. to 5:00 p.m.

Saturday and Sunday 11:00 a.m. to 5:00 p.m.

Capay Valley Vineyards

13757 State Highway 16, Brooks
(530) 796-4110

www.capayvalleyvineyards.com

Saturday and Sunday 12:00 p.m. to 5:00 p.m.

Fiddlehead Cellars Tasting Room & Business Office

606 Peña Drive, Suite 500, Davis
(530) 756-4550

www.fiddleheadcellars.com/taste-with-us.html

Open for weekend tastings by appointment

Marr Cellars

2107 St. Elias Place, Davis
(530) 750-7855

www.marrcellars.com

Daily 11:00 a.m. to 5:00 p.m.

Old Sugar Mill

Eight Wineries, One Location

Carvalho Family Wines, Todd Taylor, Heringer Estates, The Three Wine Company, Clarksburg Wine Co., Elevation Ten, Merlo Family Vineyards, Rendez-vous Winery

35265 Willow Avenue, Clarksburg
(916) 744-1615

www.oldsugarmill.coms.com

Daily 11:00 a.m. to 5:00 p.m.

Wine Tasting Rooms (cont.)

River Grove Winery

52183 Clarksburg Road, Clarksburg
(916) 744-9000

www.rivergrovewinery.com

Call for dates, times and locations of tastings

RootStock Tasting Room and Gift Shop

22 Main Street, Winters
www.roostockgifts.com
Wednesday 10:00 a.m. to 6:00 p.m.
Thursday-Saturday 10:00 a.m. to 8:00 p.m.
Sunday 11:00 a.m. to 3:00 p.m.

Satiety Winery & Café

State Hwy 113 & County Road 25A, Woodland
(530) 661-0680

Monday-Friday 7:00 a.m. to 6:00 p.m.

Saturday & Sunday 11:00 a.m. to 6:00 p.m.

Turkovich Family Wines

304 Railroad Avenue, Winters
(530) 795-3842

www.turkovichwines.com

Thursday 12:00 p.m. to 8:00 p.m.

Friday and Saturday 12:00 p.m. to 9:00 p.m.

Sunday 12:00 p.m. to 5:00 p.m.

Wilson Vineyards

50400 Gaffney Road, Clarksburg
(916) 744-1456

www.wilsonvineyards.com

Friday-Sunday 11:00 a.m. to 5:00 p.m.

Additional Wineries:

Roots to Wine

(marketing collaborative)

Berryessa Gap Vineyards, Capay Valley Vineyards,
Casey Flat Ranch, Crew Wine Co., Julie LePla
Winery, Putah Creek Winery, Route 3 Wines,
Simas Family Wines, Turkovich Family Wines and
Séka Hills

www.rootstowine.com

Livestock & Poultry

	Production			Value	
	Year	Head	Live-Weight	Per Cwt	Total
Cattle and Calves	2011	18,780	117,375	\$118.00	\$13,850,250
	2010	18,480	129,360	110.00	14,229,600
Sheep and Lambs	2011	12,919	18,086	135.00	2,441,600
	2010	12,666	14,819	118.00	1,748,642
Miscellaneous ¹	2011				860,069
	2010				843,205
Total	2011				\$17,151,919
	2010				\$16,821,447

¹ Includes all poultry, hogs, slaughter sheep and game birds.

Apiary, Livestock & Poultry Products

	Year	Total
Apiary ²	2011	5,441,779
	2010	5,946,910
Miscellaneous ³	2011	5,516,460
	2010	4,796,447
Total	2011	\$10,958,239
	2010	\$10,743,357

² Includes honey, pollination, package bees, queens, colonies and wax.

³ Includes eggs, milk and wool.



Commodity Summary

Commodity	2011	2010	2009
Field Crops	\$173,570,832	\$131,734,581	\$121,880,786
Vegetable Crops	128,320,846	106,320,261	136,067,622
Fruit & Nut Crops	73,032,348	55,858,293	56,245,730
Wine Grapes	48,757,213	45,649,602	56,423,575
Seed Crops	53,252,839	40,738,417	33,424,720
Organic Production	30,230,248	26,243,200	22,824,388
Livestock & Poultry	17,151,919	16,821,447	15,696,153
Apiary, Livestock & Poultry Products	10,958,239	10,743,357	9,657,848
Nursery Products	13,975,185	9,432,543	9,912,127
Total	\$549,249,669	\$443,541,692	\$462,132,949



Yolo County Community Supported Agriculture

Community Supported Agriculture (CSA) consists of members or "shareholders" of a farm or garden who cover the anticipated costs of the farm operation and farmer's salary. The consumer joins a CSA program and purchases, in advance, a share of the farm's crop, and in exchange is provided a part of the crop each week, delivered to a predetermined spot, usually near the customer's home or worksite.

Farm Fresh to You

Founded in 1976 by pioneer organic farmer, Kathleen Barsotti, the farm, Capay Fruits & Vegetables, is now owned and managed by her four sons. They grow a wide variety of organic fruits, vegetables and flowers and serve over 4,000 CSA members.

23808 State Highway 16, Capay, CA 95607
(800) 796-6009
www.farmfreshtoyou.com

Full Belly Farm

Full Belly is a 200-acre, highly diversified organic farm in the Capay Valley, founded in 1985 by Paul Muller and Dru Rivers. Today, there are two more partners, Judith Redmond and Andrew Brait.

P.O. Box 251, Guinda, CA 95637
(530) 796-2214
www.fullbellyfarm.com

Good Humus Produce

Owners Jeff & Annie Main settled in the Capay Valley in the 1970s, and over the years created a small, diversified, organic family farm.

12255 Road 84A, Capay, CA 95607
(530) 787-3187
www.goodhumus.com

Live Oak Farm

Live Oak Farm is a small organic farm located in the Capay Valley. They grow a variety of vegetables, fruits, nuts, olives for olive oil, and flowers.

P.O. Box 73, Rumsey, CA 95679
3880 Hwy 16, Rumsey, CA
(530) 796-4084

Yolo County Community Supported Agriculture (cont.)

Pacific Star Gardens

Owned by Robert & Debra Ramming

20872 County Road 99, Woodland, CA 95695

(530) 666-7308

e-mail: pacificstargardens@yahoo.com

Riverdog Farm

Owned by partners Trini Campbell & Tim Mueller, Riverdog produces a wide variety of organic fruits, vegetables, and flowers on 200 acres in the Capay Valley.

P.O. Box 42, Guinda, CA 95637

(530) 796-3802

www.riverdogfarm.com

Terra Firma Farm

Founded by co-owner Paul Holmes in 1990, Terra Firma started on one acre outside Winters. In 1994, Paul Underhill joined as a partner, and today Terra Firma is a 99 acre organic fruit and vegetable farm.

P.O. Box 836, Winters, CA 95694

(530) 756-2800

www.terrafirmafarm.com



Sustainable Agriculture Report 2011

Biological Control

Pest	Agent/Mechanism	Scope of Program
Puncture Vine <i>Tribulus terrestris</i>	Seedhead Weevil <i>Microlarinus lareynil</i>	Countywide
Yellow Starthistle <i>Centaurea solstitialis</i>	Seedhead Weevil <i>Bandastemus orientalis</i>	Countywide
	Hairy Weevil <i>Eustenopus villosus</i>	Countywide
	Yellow Starthistle Rust <i>Puccinia jaceae var. solstitialis</i>	4 sites
Ash Whitefly <i>Syphoninus phillyreae</i>	Parasitic Wasps <i>Encarsia partenopea</i>	Countywide

Pest Detection

Pest	Number of Traps Deployed	Pest	Number of Traps Deployed
Apple Maggot	39	Light Brown Apple Moth	117
Asian Citrus Psyllid	31	McPhail Traps – Fruit Flies	34
European Grapevine Moth	359	Mediterranean Fruit Fly	117
Glassy-Winged Sharpshooter	126	Melon Fruit Fly	31
Gypsy Moth	144	Oriental Fruit Fly	30
Japanese Beetle	30	Vine Mealybug	32
Khapra Beetle	245		

Pest Exclusion

Pest	Type of Shipment	Inspections/Rejections
Various Pests	Truck Shipments	50/0
Gypsy Moth	Household Goods Shipments	14/0

Crops	Mechanism	Scope of Program
Export Commodities	Federal & Domestic Certification	6,722 certificates issued
Export Seed	Field Inspection	1,022 sites/26,657 acres

Pest Eradication

Pest	Agent/Mechanism	Scope of Program
Distaff Thistle	Chemical, Mechanical	1 site
Heart Podded Hoary Cress	Chemical, Mechanical	1 site
Iberian Thistle	Chemical, Mechanical	1 site
Japanese Dodder	Chemical, Mechanical	2 sites
Oblong Spurge	Chemical, Mechanical	1 site
Purple Loosestrife	Chemical, Mechanical	Countywide
Purple Starthistle	Chemical, Mechanical	Countywide
Russian Knapweed	Chemical, Mechanical	Countywide
Skeleton Weed	Chemical, Mechanical	1 site

Organic Farming

Number of Registered Farms:

80 farms registered organic

23 farms certified organic by Yolo Certified Organic Agriculture (YCOA)



Yolo County Certified Farmers Markets

The certified farmers market concept is an effort to re-establish the traditional link between farmers and consumers. Certified farmers markets are locations approved by the agricultural commissioner where certified farmers offer for sale only those agricultural products they grow themselves.

Davis Farmers Market

Central Park
4th & C Street, Davis
www.davisfarmersmarket.org

March—October: Wednesdays 4:30 p.m. to 8:30 p.m.
Saturdays 8:00 a.m. to 1:00 p.m.
November—February: Wednesdays 2:00 p.m. to 6:00 p.m.
Saturdays 8:00 a.m. to 1:00 p.m.

UC Davis Farmers Market

Silo Patio
University of California, Davis

March—November: Wednesdays 9:30 a.m. to 2:30 p.m.

Sutter Davis Hospital Farmers Market

2000 Sutter Davis Place, Davis

May—August: Thursdays 10:00 a.m. to 2:00 p.m.

West Sacramento Farmers Market

1271 West Capitol Avenue, West Sacramento

May—September: Thursdays 4:30 p.m. to 8:00 p.m.

Woodland Certified Farmers Market

Freeman Park
Main Street between 4th and 6th Streets, Woodland

May—October: Saturdays 9:00 a.m. to 12:00 p.m.

Woodland Certified Farmers Market Woodland Healthcare Campus

1325 Cottonwood Street, Woodland

May—October: Tuesdays 4:30 p.m. to 7:00 p.m.

**Public School District Food Service
Directors in Yolo County**



From left to right: Zan Wimberly, Cathleen Olsen
John Young (Yolo Agricultural Commissioner),
Rafaelita Curva, Becky Jacobs

Davis Joint Unified School District

1919 Fifth Street
Davis, CA 95616
Rafaelita Curva, Director, Student Nutrition Services
rcurva@djud.k12.ca.us
(530) 759-2186

Esparto Unified School District

26675 Plainfield Street
Esparto, CA 95627
Becky Jacobs, Director, Food Services
bjacobs@espartok12.org
(530) 787-4151 ext. 404

Washington Unified School District

930 Westacre Road
West Sacramento, CA 95691
Karri L. Pina, Director, Food & Nutrition Services
kpina@wusd.k12.ca.us
(916) 375-7604 ext.6

Winters Joint Unified School District

909 West Grant Avenue
Winters, CA 95694
Cathleen Olsen, Director, Student Nutrition Services
colsen@wintersjUSD.org
(530) 795-6109

Woodland Unified School District

902 College Street
Woodland, CA 95695
Zan Wimberly, Director, Food Services
zan.wimberly@wjUSD.org
(530) 406-5956

Yolo County Head Start

1280 Santa Anita Court
Suite 140
Woodland, CA 95776
Stephanie Gray, Nutrition Services Coordinator
gray@ycoe.org
(530) 668-3105

Farm to School Yolo

Farm to School Yolo is a public health and agricultural marketing initiative, mandated by the Yolo County General Plan 2030 and under the direction of the Yolo County Department of Agriculture. The goal is to improve health and link Yolo agriculture with the National School Lunch Program offered in Yolo County to five public school districts, the Yolo County Office of Education




schools and Head Start/Early Start programs. In 2011-12, these schools enrolled 28,282 students; 54% were eligible for free and reduced meals; and 65% of the schools served populations of 50% or more eligibility. For more information, visit: www.harvesthub.yolo.org or call the Yolo County Department of Agriculture (530) 666-8140 or the food service directors listed to the left.



Denise Sagara

Executive Director

Yolo County Farm Bureau



Denise is a long time Yolo County resident. Born in Emmett Idaho, Denise and her parents moved to Yolo County in 1960, when her father became farm manager of Deseret Farms. Denise graduated from Esparto High School in the early 1970s, and married life-long Yolo County resident Steve Sagara, of Sagara Farms. Denise's family includes daughter Darci, son Jon and daughter-in-law Kelly. She and Steve also have two grandchildren, Trent and Troy.

Denise started out doing the book keeping for Sagara Farms, and was hired on to the Yolo County Farm Bureau as Executive Director in 1998. For the past 13 years, Denise has been behind the scenes, keeping things running smoothly. In 2004, Denise was instrumental in organizing the Yolo County Irrigated Lands Program. The Yolo County Irrigated Lands Program was formed in response to the Central Valley Regional Water Quality Control Board's decision to require individual farming operations to have a waste water discharge permit. By banding together with the Yolo County Agriculture Department and the Sacramento Valley Water Quality Coalition (part of the Northern California Water Association), Denise has been very successful in getting nearly 97% of the growers in Yolo County to participate in the Irrigated Lands Program. The Yolo County Irrigated Lands Program is one of the strongest in the state.

Denise has also worked hard to increase agricultural awareness in Yolo County. For instance, what started out as a couple of schools participating in the National Ag Week Art Contest, has now expanded to participation by almost every elementary school in the county. In addition to numerous other National Ag Week activities, Denise has been actively involved in expanding the Yolo County 4-H Spring Show, increasing the size and scope. The first day of the Spring Show now includes Farm Connection Day, in which the Yolo County Farm Bureau has become a partner. This year, over 2,000 students from Yolo County schools participated in the event. Farm Connection Day is an opportunity for school children throughout Yolo County to learn about agriculture through hands-on interactions with local agricultural entities. These learning activities include creative arts and science projects, such as sewing and engineering activities.

In 2008, Denise helped initiate the Spray Safe program in Yolo County. The Spray Safe program was created to reduce spray drift, enhance worker safety and protect public health through more effective communication. The program encourages farmers to communicate with each other and to be vigilant to help reduce incidents of spray drift. Continuing education is provided on new and improved practices, technologies and precautions to improve farm safety. Spray Safe is now an annual event

that has increased in size and scope from the beginning. The latest event (February 2012) hosted some 400 growers, workers, pesticide handlers, Pest Control Advisors and Pest Control Businesses, discussing and learning safe spray practices and methods.

Over the last 13 years, Denise has worked tirelessly to help promote agricultural awareness in Yolo County and to help protect and improve the ability of farmers and ranchers engaged in production agriculture to continue their farming practices in Yolo County.

**Your efforts are sincerely appreciated.
Thank you Denise!**



Board of Supervisors

Supervisor Jim Provenza, District 4, Chair
Supervisor Duane Chamberlain, District 5, Vice-Chair
Supervisor Mike McGowan, District 1
Supervisor Don Saylor, District 2
Supervisor Matt Rexroad, District 3

County Administrator

Patrick S. Blacklock

Department of Agriculture and Weights & Measures Staff

John Young, Agricultural Commissioner, Sealer of Weights and Measures
Dennis Chambers, Chief Deputy Agricultural Commissioner, Sealer of Weights and Measures

Alfred Barth, Agricultural and Standards Inspector IV
Tom Boone, Agricultural and Standards Technician
Barbara Christopherson, Administrative Clerk II
Leslie Churchill, Administrative Assistant
Amy DelBondio, Agricultural and Standards Inspector IV
David Guerrero, Deputy Sealer
Jason Kincanon, Agricultural and Standards Technician
Jenni King, Agricultural and Standards Inspector III
Michelle Lawson, Agricultural and Standards Inspector IV
Bill Lyon, Deputy Commissioner
Nancy Patterson, Agricultural and Standards Technician
Laurie Schuler-Flynn, Agricultural and Standards Inspector IV
Elpidio Tijerino, Agricultural and Standards Inspector IV

Seasonal Staff

Barbara Gallagher
Cecilia Gonzales
Justin Knight
Ray Perkins
Deborah Simpson (CASS)
Rosemary Smith (CASS)
Kyle Young (CASS)

This Crop Report, and every Crop Report since 1937, is available on the Yolo County Agriculture Department's website. Along with the Crop Report archives, online information is also available about the roles, responsibilities, services and programs provided by the Yolo County Agriculture Department. Electronic forms and handouts can be found as well as links to other agriculture-related resources. In some cases, visitors to certain webpages can subscribe to receive e-mail updates.

Visit the Yolo County Agriculture Department's website: www.yolocounty.org
(go to: Government > Departments > Agriculture and Weights & Measures)



**Yolo County Agriculture Department
70 Cottonwood Street
Woodland, California 95695**