

Yolo County 2010 Agricultural Crop Report




2011 National Ag Week Art Contest Winner

Angelina Wedding, 3rd Grade Winner, Whitehead Elementary School



Celebrating the Processing Tomato

50 years as “King of Crops” in Yolo County



Yolo County

Department of Agriculture and Weights & Measures

“We exist to satisfy the needs of our clients not just to produce an output.” (Unknown Author)

Yolo County Mission

Leaders in vibrant, safe and healthy communities. We:

- champion job creation and economic opportunities
- preserve and support agriculture
- protect open space and the environment
- enhance and sustain the safety net
- provide fiscally sound, dynamic and responsive services
- collaborate to maximize success
- capitalize on our unique assets
- advance innovation

Department Vision, Mission and Values

Vision

Our vision is to serve agriculture, the business community and the residents of Yolo County, through collaboration and partnership using the most efficient, effective and progressive means available, doing our part to ensure Yolo County has preserved agriculture and is a safe, healthy, and enjoyable environment in which to work, play and live.

Mission

Our mission is to promote and protect Yolo County agriculture and the environment, ensure the health and safety of our residents, and foster confidence and equity in the marketplace through the fair and equitable enforcement of the laws, regulations, and ordinances enacted by the people of the State of California and the County of Yolo.

Values

Employees of the Department of Agriculture and Weights & Measures, in an effort to accomplish the Department's Vision and Mission, share these values in the course of our work and our employment with Yolo County:

- Honesty
- Integrity
- Trust
- Enthusiasm
- Courtesy
- Customer Service
- Initiative
- Good Stewardship of Scarce Public Resources
- Continuous Improvement
- Personal and Professional Growth
- Respect and Tolerance of the Rights and Beliefs of Others



County of Yolo

70 Cottonwood Street

Woodland, California 95695-2557

(530) 666-8140
FAX (530) 662-6094

John Young
AGRICULTURAL COMMISSIONER
SEALER OF WEIGHTS AND MEASURES

September, 2011

Karen Ross, Secretary, California Department of Food & Agriculture
and Honorable Board of Supervisors, County of Yolo

Pursuant to the provisions of Sections 2279 and 2272 of the California Food and Agricultural Code, I am pleased to present the Yolo County Crop Report for 2010. This annual publication summarizes the acreage, production and valuation of Yolo County's agricultural commodities. These figures denote gross value of production and do not attempt to reflect net farm income.

The gross value of Yolo County's agricultural production for 2010 was \$443,541,692, which represents a decrease of 4% from the 2009 crop values. This decrease reflects the marked decrease in processing tomato values from 2009.

While processing tomatoes remain Yolo County's leading commodity, the production value decreased approximately 31%, or roughly \$39,800,000, due to decreased acreage, lower gross production per acre, and a reduction in price per ton as a result of increased production in southern growing regions which had been impacted by prior year water shortages.

Rice production increased 5% as water restrictions in the western region of the county were lifted, allowing for the return of planting in that area. Wine grape values dropped 19% primarily due to increased inventories in a weak economy. Hay, organic production, walnuts, almonds, corn, wheat, and cattle and calves rounded out the top ten crops for 2010.

I would like to express my appreciation to all the farmers, ranchers, and agencies who contributed vital data making this report possible. Special recognition for the compilation of this report goes to Jenni King, Beth Gabor, Leslie Churchill, Dennis Chambers, and all the staff that assisted in gathering the information.


To see this or any previous crop reports online, or to learn more about the programs and services provided by the Yolo County Department of Agriculture, visit: www.yolocounty.org (go to: Government > Agriculture & Cooperative Extension).

Respectfully submitted,
John Young

Agricultural Commissioner


Table of Contents..... Page

Top 20 Commodities	5
Vegetable Crops	6
Organic Production	6
Nursery Products.....	6
Wine Grapes.....	7
Field Crops	8
Seed Crops	9
Fruit & Nut Crops.....	10
Livestock & Poultry.....	11
Apiary, Livestock & Poultry Products.....	11
Commodity Summary	12
Sustainable Agriculture Report 2010.....	13
National Ag Week Art Contest Winners	starting on 5
Yolo County Wine Tasting Rooms.....	starting on 10
Yolo County Community Supported Agriculture	starting on 12
Yolo County Certified Farmers Markets.....	14
Gene Miyao.....	15
Acknowledgements.....	16



Congratulations to all Yolo County 2010 and 2011 National Ag Week Art Contest Winners!

See more artwork and winning artists on the pages to follow.



Kindergarten 1st Place Winner 2011
Sultan Rahimi, Merryhill Elementary


Kindergarten 2nd Place Winner 2011
Brenden Clapp, Esparto Elementary

Kindergarten 3rd Place Winner 2011
Matthew Chao, Willett Elementary

Kindergarten 4th Place Winner 2011
Charlotte Chase, Science & Technology Charter

Top 20 Commodities

Commodity	2010	2009	2008
1. Tomatoes, Processing	\$87,920,291	\$127,751,504	\$105,040,320
2. Rice	56,306,081	53,479,094	57,819,601
3. Grapes, Wine (All)	45,649,602	56,423,575	41,983,918
4. Hay, Alfalfa	27,878,499	29,979,014	73,405,439
5. Organic Production	26,243,200	22,824,388	21,742,344
6. Walnuts	24,365,054	19,158,440	16,220,530
7. Almonds	16,800,842	24,987,486	24,075,000
8. Corn, Field	16,737,304	5,616,903	6,807,486
9. Wheat	15,317,308	11,680,137	21,718,263
10. Cattle & Calves	14,229,600	12,827,640	13,679,300
11. Sunflower Seed	11,087,895	21,803,180	12,605,356
12. Nursery Stock, All	9,432,534	9,912,127	9,297,455
13. Prunes, Dried	7,103,880	6,417,081	6,288,911
14. Apiary Products	5,946,910	5,436,750	7,249,000
15. Pasture and Grass Seed	4,063,053	1,106,700	3,498,550
16. Vine Seed	3,332,730	3,958,118	2,641,630
17. Safflower	3,151,223	3,357,155	6,957,247
18. Hay, Grain	3,047,797	1,980,386	9,666,567
19. Sheep & Lambs	1,748,642	1,980,928	1,581,874
20. Pasture, Dry	1,324,615	1,069,907	1,723,393



**First Grade
1st Place
Winner 2011**
Rocco Lucchesi,
Zamora
Elementary

First Grade 2nd Place Winner 2011
Angelica Mendez, Science & Technology Charter

First Grade 3rd Place Winner 2011
Viviana Ortiz, Esparto Elementary

First Grade 4th Place Winner 2011
Auster Zhang, Our Lady of Grace



Second Grade 1st Place Winner 2011
Ana Olea Fenton, Cesar Chavez Elementary

Second Grade 2nd Place Winner 2011
Lizeth Bermudez, Esparto Elementary

Second Grade 3rd Place Winner 2011
Sofia Schumaker, Merryhill Elementary

Second Grade 4th Place Winner 2011
Alex Contreras, Esparto Elementary



Third Grade 1st Place Winner 2011
Angelina Wedding, Whitehead Elementary

Third Grade 2nd Place Winner 2011
Lena Van Duzer, Merryhill Elementary

Third Grade 3rd Place Winner 2011
Emily Delacey, Woodland Christian

Third Grade 4th Place Winner 2011
Juan Ayon, Freeman Elementary

Vegetable Crops

	Year	Production		Value		
		Harvested Acreage	Per Acre	Total Tons	Per Ton	Total
Tomatoes,	2010	32,959	39.69	1,308,143	\$67.21	\$87,920,291
Processing	2009	37,881	42.41	1,606,533	79.52	127,751,504
Misc. ¹	2010	4,450				18,399,970
	2009	3,010				\$8,316,118
Total	2010	37,409				\$106,320,261
	2009	40,891				\$136,067,622

Organic Production

	Year	Harvested Acreage	Total
Production,	2010	5,923	\$15,707,893
Organic	2009	Not available	Not available
Fresh Market,	2010	771	10,535,307
Organic	2009	Not available	Not available
Total	2010	6,694	\$26,243,200
	2009	5,774	\$22,824,388

Nursery Products

	Year	Harvested Acreage	Total
Propagative	2010	259	\$5,077,273
Stock ²	2009	377	7,358,366
Nursery	2010	126	4,355,261
Stock ³	2009	157	2,553,761
Total	2010	385	\$9,432,534
	2009	534	\$9,912,127

1 Includes broccoli, cabbage, cantaloupe, carrot, chard, corn (human consumption), cucumber, garlic, greens, herbs, leek, lettuce, melon (including honeydew), onion, peppers, pumpkin, squash, sweet corn, tomato (fresh), watermelon, zucchini, and other truck crops.

2 Includes bareroot, benchgraft, budwood and cuttings (2009 value includes transplants).

3 Includes turf, trees, container stock, organic transplants and transplants (2009 value did not include transplants).

Wine Grapes

	Production			Value		
	Year	Harvested Acreage	Per Acre	Total Tons	Per Ton	Total
Wine Grapes	2010	3,364	4.98	16,753	\$806.59	\$13,512,802
(Black)	2009	3,710	5.90	21,889	\$649.07	\$14,207,493


Black Wine Grape Varieties	Bearing Acres	Non-Bearing Acres	Total Acres
Merlot	1,057		1,057
Cabernet Sauvignon	542	27	569
Syrah	502		502
Petite Sirah	498		498
Pinot Noir	372	350	722
Zinfandel	171		171
Malbec	54	2	56
Tempranillo	52	10	62
Petit Verdot	40		40
Grenache	17		17
Gamay	15		15
Alicante Bouschet	10		10
Miscellaneous ¹	34		34

¹ Includes Barbera, Cabernet Franc, Grenache Noir, Lagrein, Primitivo, Tannat and Teroldego.

	Harvested			Per		Total
	Year	Acreage	Acre	Tons	Ton	
Wine Grapes	2010	8,043	7.31	58,794	\$546.60	\$32,136,800
(White)	2009	9,477	8.31	78,754	\$536.05	\$42,216,082

White Wine Grape Varieties	Bearing Acres	Non-Bearing Acres	Total Acres
Chardonnay	4,822	183	5,005
Pinot Gris	953	66	1,019
Sauvignon Blanc	738		738
Chenin Blanc	368		368
Viognier	202	70	272
Symphony	141		141
Riesling	127		127
Burger	126		126
Semillon	124		124
Muscat Blanc	48		48
Gewurztraminer	17	58	75
Miscellaneous ²	377		377

² Includes Airen, French Colombard, Grenache Blanc, Marsanne, Muscat Blue, Muscat Petite, Palomino, Roussanne and Vermentino.



Fourth Grade 1st Place Winner 2011
Aaminah Choudhry, Tafoya Elementary

Fourth Grade 2nd Place Winner 2011
Lizette Ornelas, Whitehead Elementary

Fourth Grade 3rd Place Winner 2011
Margo Fenton, Cesar Chavez Elementary

Fourth Grade 4th Place Winner 2011
Rhiannon Parker, Science & Technology Charter




Fifth Grade 1st Place Winner 2011
Keeley Stone, Shirley Rominger Intermediate

Fifth Grade 2nd Place Winner 2011
Kelly Zheng, Willett Elementary

Fifth Grade 3rd Place Winner 2011
Alex Klein, Our Lady of Grace

Fifth Grade 4th Place Winner 2011
Abby Reina Guerra, Patwin Elementary



Sixth Grade 1st Place Winner 2011
Sophia Sangervasi, Patwin Elementary

Sixth Grade 2nd Place Winner 2011
Luz Maria Hernandez, Elkhorn Village

Sixth Grade 3rd Place Winner 2011
Madisyn Claunch, Zamora Elementary

Sixth Grade 4th Place Winner 2011
Danielle Ogawa, Our Lady of Grace



Kindergarten 1st Place Winner 2010
Jacqueline Schmidt, Birch Lane Montessori

Kindergarten 2nd Place Winner 2010
 Maya Rogers, Plainfield Elementary

Kindergarten 3rd Place Winner 2010
 Hailey Castanon, Woodland Christian

Kindergarten 4th Place Winner 2010
 Emma Rabaino, Esparto Elementary




First Grade 1st Place Winner 2010
Madeline Senter, Birch Lane Elementary

First Grade 2nd Place Winner 2010
 Lizeth Bermudez, Esparto Elementary

First Grade 3rd Place Winner 2010
 Liam Stelly Hawkes, Cesar Chavez Elementary

First Grade 4th Place Winner 2010
 Haley Uhl, Merryhill



Second Grade 1st Place Winner 2010
Matoshi Bulkeley, Merryhill

Second Grade 2nd Place Winner 2010
 Hector Soto, Plainfield Elementary

Second Grade 3rd Place Winner 2010
 Omar Figueroa, Esparto Elementary

Second Grade 4th Place Winner 2010
 Matthew English, Zamora Elementary

Field Crops

	Production			Value		
	Year	Harvested Acreage	Per Acre	Total Tons	Per Ton	Total
Corn, Field ¹	2010	16,260	6.29	102,275	\$163.65	\$16,737,304
	2009	6,502	5.42	35,240	159.39	5,616,903
Hay, Alfalfa	2010	42,934	5.64	242,148	115.13	27,878,499
	2009	49,450	6.25	309,062	97.00	29,979,014
Hay, Grain ²	2010	11,799	2.66	31,385	97.11	3,047,797
	2009	8,156	2.62	21,368	92.68	1,980,386
Pasture, Irrigated	2010	11,500			80.00	920,000
	2009	13,000			54.60	709,800
Pasture, Dry	2010	122,197			10.84	1,324,615
	2009	135,775			7.88	1,069,907
Rice ³	2010	41,372	3.61	149,353	377.00	56,306,081
	2009	36,593	3.79	138,687	385.61	53,479,094
Rice, Wild ⁴	2010					
	2009	812	0.96	779	900.00	701,100
Safflower	2010	9,531	1.04	9,912	317.92	3,151,223
	2009	8,563	1.16	9,933	337.98	3,357,155
Wheat	2010	33,885	2.83	95,895	159.73	15,317,308
	2009	28,062	2.49	69,874	167.16	11,680,137
Misc. ⁵	2010	62,734				7,051,754
	2009	72,000				13,307,290
Total	2010	352,212				\$131,734,581
	2009	358,913				\$121,880,786

1 Includes silage.

2 Includes barley, oat, ryegrass, sudangrass and volunteer hay.

3 Includes seed. Values include Federal Rice Payments.

4 2010 wild rice value included in Misc.

5 Includes barley, dry beans, grass hay, milo, screenings, sorghum grain, sunflower (oil), straw, stubble, triticale, and wild rice. Screenings are generated by the mill, not by the grower.

Seed Crops

Certified Seed	Harvested		Total
	Year	Acreage	
Small Grain	2010	1,991	\$824,258
	2009	1,821	Insufficient Data*
Sunflower	2010	12,692	11,087,895
	2009	15,574	21,803,180
Miscellaneous ¹	2010	7,851	19,169,359
	2009	3,120	4,063,373
Total	2010	22,534	\$31,081,512
	2009	20,515	\$25,866,553*

* 2009 values do not include information for small grain certified seed.

1 Includes alfalfa, beans, burdock, canola, carrots, clover, cole crops, corn, gourds, lettuce, peppers, root crops, safflower, sorghum, and tomatoes.

2 Includes asparagus, beans, carrots, cauliflower, native flowers, oats, onions, safflower and triticale.

Non-Certified Seed	Harvested		Total
	Year	Acreage	
Pasture and Grass	2010	684	\$4,063,053
	2009	791	1,106,700
Vine Seed	2010	1,026	3,332,730
	2009	2,698	3,958,118
Miscellaneous ²	2010	744	2,261,122
	2009	1,570	2,493,349
Total	2010	2,484	\$9,656,905
	2009	5,059	\$7,558,167
Total All Seed	2010	25,018	\$40,738,417
	2009	25,574	\$33,424,720*



Third Grade 1st Place Winner 2010
Kevin Vallejo, Whitehead Elementary

Third Grade 2nd Place Winner 2010
Shayleigh Thompson, Cesar Chavez Elementary

Third Grade 3rd Place Winner 2010
Allison Malcolm, Plainfield Elementary

Third Grade 4th Place Winner 2010
Madison Anderson, Plainfield Elementary



Fourth Grade 1st Place Winner 2010
Ansley Alsbury, Shirley Rominger Intermediate

Fourth Grade 2nd Place Winner 2010
Aaron Kim, Merryhill

Fourth Grade 3rd Place Winner 2010
Nicolas Martinez, Birch Lane Elementary

Fourth Grade 4th Place Winner 2010
Rachelle Hardy, Gibson Elementary



Fifth Grade 1st Place Winner 2010
Sofia Castiglioni, Marguerite Montgomery

Fifth Grade 2nd Place Winner 2010
Lizette Torres, Esparto Elementary

Fifth Grade 3rd Place Winner 2010
Lilia Eirikh, Westmore Oaks Elementary

Fifth Grade 4th Place Winner 2010
Tessie Hardy, Gibson Elementary

Yolo County Wine Tasting Rooms



Berryessa Gap Vineyards

15 Main Street, Winters
(530) 795-3201

www.berryessagap.com

Thursday 4:30 p.m. to 8:30 p.m.

Friday 12:00 p.m. to 8:30 p.m.

Saturday 11:00 a.m. to 8:30 p.m.

Sunday 11:00 a.m. to 4:00 p.m.

Bogle Vineyards

37783 County Road 144, Clarksburg
(916) 744-1139

www.boglewinery.com

Monday-Friday 10:00 a.m. to 5:00 p.m.

Saturday and Sunday 11:00 a.m. to 5:00 p.m.

Capay Valley Vineyards

13757 State Highway 16, Brooks
(530) 796-4110

www.capayvalleyvineyards.com

Saturday and Sunday 12:00 p.m. to 5:00 p.m.

Carvalho Family Wines

Old Sugar Mill, 35265 Willow Avenue, Clarksburg
(916) 744-1625

www.carvalhowines.com

Wednesday-Sunday 11:00 a.m. to 5:00 p.m.

French Hill Winery

Old Sugar Mill, 35265 Willow Avenue, Clarksburg
(866) 236-9544

Tuesday-Sunday 11:00 a.m. to 5:00 p.m.
or by appointment


Fruit & Nut Crops

	Production			Value		
	Year	Harvested Acreage	Per Acre	Total Tons	Per Ton	Total
Almonds	2010	12,828	0.76	9,749	\$1,723.34	\$16,800,842
(Meat)	2009	12,080	0.85	10,268	2,433.53	24,987,486
Prunes,	2010	2,088	2.70	5,638	1,260.00	7,103,880
Dried	2009	2,054	2.30	4,724	1,358.40	6,417,081
Walnuts,	2010	10,743	1.43	15,362	1,586.06	24,365,054
All	2009	9,635	1.34	12,910	1,484.00	19,158,440
Misc. ¹	2010	1,173				7,588,517
	2009	1,315				5,682,723
Total	2010	26,832				\$55,858,293
	2009	25,084				\$56,245,730

¹ Includes apples, apricots, blackberries, blueberries, cherries, chestnuts, citrus, figs, kiwi, nectarines, olives, oranges, peaches, pears, pecans, persimmons, pistachios, pomegranates, strawberries and table grapes.

Acreage Statistics 2010

Crop	Bearing Acreage	Non-Bearing Acreage	Total Acreage
Almonds	12,828	1,723	14,551
Walnuts	10,743	2,468	13,211



Sixth Grade 1st Place Winner 2010
Rod Castillo, Gibson Elementary

Sixth Grade 2nd Place Winner 2010
Emanuel Hernandez, Plainfield Elementary

Sixth Grade 3rd Place Winner 2010
Angel Lopez, Plainfield Elementary

Sixth Grade 4th Place Winner 2010
Nicholas A Szi, K-8 Home Study

Livestock & Poultry

	Production		Value		
	Year	Harvested Head	Live-Weight	Per Cwt	Total
Cattle and Calves	2010	18,480	129,360	\$110.00	\$14,229,600
	2009	17,444	122,168	105.00	12,827,640
Sheep and Lambs	2010	12,666	14,819	118.00	1,748,642
	2009	13,116	15,476	128.00	1,980,928
Miscellaneous ¹	2010				843,205
	2009				887,585
Total	2010				\$16,821,447
	2009				\$15,696,153

¹ Includes all poultry, hogs, slaughter sheep and game birds.



Apiary, Livestock & Poultry Products

	Year	Total
Milk ²	2010	
	2009	\$4,062,982
Apiary ³	2010	5,946,910
	2009	5,436,750
Miscellaneous ⁴	2010	4,796,447
	2009	158,116
Total	2010	\$10,743,357
	2009	\$9,657,848

² 2010 milk value included in "Miscellaneous."

³ Includes honey, pollination, package bees, queens, colonies and wax.

⁴ Includes eggs, milk and wool.



Wine Tasting Rooms (cont.)

Heringer Estates

Old Sugar Mill, 35265 Willow Avenue, Clarksburg
(916) 744-1094

www.heringerestates.com

Wednesday-Sunday 11:00 a.m. to 5:00 p.m.

Marr Cellars

2107 St. Elias Place, Davis

(530) 750-7855

www.marrcellars.com

Daily 11:00 a.m. to 5:00 p.m.

Rominger West Winery

4602 Second Street, Suite 4, Davis

(530) 747-2044

www.romingerwest.com

Monday-Saturday 10:00 a.m. to 6:00 p.m.

Satiety Winery & Café

State Hwy 113 & County Road 25A, Woodland

(530) 661-0680

Daily, early 'til late

The Soloman Wine Company

Old Sugar Mill, 35265 Willow Avenue, Clarksburg
(916) 744-1131

Friday 1:00 p.m. to 5:00 p.m.

Saturday and Sunday 11:00 a.m. to 5:00 p.m.

Three Wine Company

Old Sugar Mill, 35265 Willow Avenue, Clarksburg
(916) 744-1300

Friday 1:00 p.m. to 5:00 p.m.

Thursday-Sunday 11:00 a.m. to 5:00 p.m.

Todd Taylor Wines

Old Sugar Mill, 35265 Willow Avenue, Clarksburg
(916) 744-1120

Saturday and Sunday 12:00 p.m. to 5:00 p.m.

Turkovich Family Wines

304 Railroad Avenue, Winters

(530) 795-3842

Thursday 12:00 p.m. to 8:00 p.m.

Friday and Saturday 12:00 p.m. to 9:00 p.m.

Sunday 12:00 p.m. to 5:00 p.m.

Yolo County Community Supported Agriculture

Community Supported Agriculture (CSA) consists of members or “shareholders” of a farm or garden who cover the anticipated costs of the farm operation and farmer's salary. The consumer joins a CSA program and purchases, in advance, a share of the farm's crop, and in exchange is provided a part of the crop each week, delivered to a predetermined spot, usually near the customer's home or worksite.



Farm Fresh to You

Founded in 1976 by pioneer organic farmer, Kathleen Barsotti, the farm, Capay Fruits & Vegetables, is now owned and managed by her four sons. They grow a wide variety of organic fruits, vegetables and flowers and serve over 4,000 CSA members.

23808 State Highway 16, Capay, CA 95607
(800) 796-6009
www.farmfresh toyou.com

Full Belly Farm

Full Belly is a 200-acre, highly diversified organic farm in the Capay Valley, founded in 1985 by Paul Muller and Dru Rivers. Today, there are two more partners, Judith Redmond and Andrew Brait.

P.O. Box 251, Guinda, CA 95637
(530) 796-2214
www.fullbellyfarm.com

Good Humus Produce

Owners Jeff & Annie Main settled in the Capay Valley in the 1970s, and over the years created a small, diversified, organic family farm.

12255 Road 84A, Capay, CA 95607
(530) 787-3187
www.goodhumus.com

Commodity Summary

Commodity	2010	2009	2008
Field Crops	\$131,734,581	\$121,880,786	\$195,742,081
Vegetable Crops	106,320,261	136,067,622	113,446,888
Fruit & Nut Crops	55,858,293	56,245,730	53,968,428
Wine Grapes	45,649,602	56,423,575	41,983,918
Seed Crops	40,738,417	33,424,720	35,184,445
Organic Production	26,243,200	22,824,388	21,742,344
Livestock & Poultry	16,821,447	15,696,153	15,642,409
Apiary, Livestock & Poultry Products	10,743,357	9,657,848	14,732,447
Nursery Products	9,432,534	9,912,127	9,297,455
Total	\$443,541,692	\$462,132,949	\$501,740,415



Sustainable Agriculture Report 2010

Biological Control

<u>Pest</u>	<u>Agent/Mechanism</u>	<u>Scope of Program</u>
Puncture Vine <i>Tribulus terrestris</i>	Seedhead Weevil <i>Microlarinus lareynil</i>	Countywide
Yellow Starthistle <i>Centaurea solstitialis</i>	Seedhead Weevil <i>Bandastemus orientalis</i>	Countywide
	Hairy Weevil <i>Eustenopus villosus</i>	Countywide
	Yellow Starthistle Rust <i>Puccinia jaceae var. solstitialis</i>	4 sites
Ash Whitefly <i>Syphoninus phillyreae</i>	Parasitic Wasps <i>Encarsia partenopea</i>	Countywide

Pest Detection

<u>Pest</u>	<u>Number of Traps Deployed</u>	<u>Pest</u>	<u>Number of Traps Deployed</u>
Apple Maggot	86	Light Brown Apple Moth	185
Asian Citrus Psyllid	31	McPhail Traps – Fruit Flies	41
European Grapevine Moth	359	Mediterranean Fruit Fly	116
Glassy-Winged Sharpshooter	133	Melon Fruit Fly	32
Gypsy Moth	145	Oriental Fruit Fly	31
Japanese Beetle	30	Vine Mealybug	32
Khapra Beetle	245		

Pest Exclusion

<u>Pest</u>	<u>Type of Shipment</u>	<u>Inspections/Rejections</u>
Various Pests	Truck Shipments	79/0
Gypsy Moth	Household Goods Shipments	8/0

<u>Crops</u>	<u>Mechanism</u>	<u>Scope of Program</u>
Export Commodities	Federal & Domestic Certification	6,982 certificates issued
Export Seed	Field Inspection	902 sites/20,533 acres

Pest Eradication

<u>Pest</u>	<u>Agent/Mechanism</u>	<u>Scope of Program</u>
Distaff Thistle	Chemical, Mechanical	1 site
Heart Podded Hoary Cress	Chemical, Mechanical	1 site
Iberian Thistle	Chemical, Mechanical	1 site
Japanese Dodder	Chemical, Mechanical	2 sites
Oblong Spurge	Chemical, Mechanical	2 sites (1 site eradicated)
Purple Loosestrife	Chemical, Mechanical	Countywide
Purple Starthistle	Chemical, Mechanical	Countywide
Russian Knapweed	Chemical, Mechanical	Countywide
Skeleton Weed	Chemical, Mechanical	1 site

Organic Farming

Number of Registered Farms:

100 farms registered organic

20 farms certified organic by Yolo Certified Organic Agriculture (YCOA)

Yolo County Community Supported Agriculture (cont.)

Live Oak Farm

Live Oak Farm is a small organic farm located in the Capay Valley. They grow a variety of vegetables, fruits, nuts, olives for olive oil, and flowers.

P.O. Box 73, Rumsey, CA 95679
3880 Hwy 16, Rumsey, CA
(530) 796-4084

Pacific Star Gardens

Owned by Robert & Debra Ramming.

20872 County Road 99, Woodland, CA 95695
(530) 666-4686
www.pacificstargardens.webs.com



Riverdog Farm

Owned by partners Trini Campbell & Tim Mueller, Riverdog produces a wide variety of organic fruits, vegetables, and flowers on 200 acres in the Capay Valley.

P.O. Box 42, Guinda, CA 95637
(530) 796-3802
www.riverdogfarm.com

Terra Firma Farm

Founded by co-owner Paul Holmes in 1990, Terra Firma started on one acre outside Winters. In 1994, Paul Underhill joined as a partner, and today, Terra Firma is a 99 acre organic fruit and vegetable farm.

P.O. Box 836, Winters, CA 95694
(530) 756-2800
www.terrafirmafarms.com

Yolo County Certified Farmers Markets

The certified farmers market concept is an effort to re-establish the traditional link between farmers and consumers. Certified farmers markets are locations approved by the agricultural commissioner where certified farmers offer for sale only those agricultural products they grow themselves.



Davis Farmers Market

Central Park
4th & C Street, Davis

March through October
Wednesdays 4:30 p.m. to 8:30 p.m.
Saturdays 8:00 a.m. to 1:00 p.m.

November through February
Wednesdays 2:00 p.m. to 6:00 p.m.
Saturdays 8:00 a.m. to 1:00 p.m.

www.davisfarmersmarket.org



East Quad Farmers Market

Northeast Quad
University of California, Davis

March through June
Wednesdays 10:00 a.m. to 2:30 p.m.

September through November
Wednesdays 10:00 a.m. to 2:30 p.m.



West Sacramento Farmers Market

1271 West Capitol Avenue, West Sacramento

May through October
Thursdays 4:30 p.m. to 7:30 p.m.



Woodland Certified Farmers Market

Freeman Park
Main Street between 4th and 6th Streets, Woodland

May through October
Saturdays 9:00 a.m. to 12:00 p.m.

Woodland Certified Farmers Market Woodland Healthcare Campus

1325 Cottonwood Street, Woodland

May through October
Tuesdays 4:30 p.m. – 7:00 p.m.



Gene Miyao

University of California Yolo County Farm Advisor



Yolo County is my home. My schooling began in Elkhorn as a preschooler followed by elementary and high school in Clarksburg. I graduated from Delta High School in 1968. My brother and I were the first generation in our family to attend college. I studied plant science and agricultural economics as an undergraduate at the University of California at Davis and earned a Masters in Agricultural Economics also from UCD in 1973.

I grew up on a small farm in Clarksburg where my father grew tomatoes. I recall as youngsters, my brother and I would have assignments on the farm. One of the initial chores was to carefully place a small aluminum gadget at the headland of each row to irrigate. These were gate valves to regulate water flow from two inch diameter pipe, which our father would siphon. We learned to drive on those dusty farm roads. The vehicle was a two-ton truck that was challenging to reach the clutch, as well as the brake pedal. I think we sat on extra cushions so we could peer above the steering wheel to see the road in front. Later, as we were in elementary school, we would drive the 'bobtail' truck to collect and redistribute empty wooden lug boxes to new, unpicked rows in tomato fields at harvest. We learned to drive tractors as well at an early age. Of course we did our share of hand weeding.

Upon graduation from college, I worked with my parents on the farm until 1980. I recall my parents, especially my mother, would telephone or visit with UC Yolo County Farm Advisor Mel Zobel for advice. On the farm, I had witnessed the transition from bare-root transplants to direct field seeding. I was too young to understand the process at the time, but I saw my parents construct cold frames to start seedlings and produce transplants for the field. And later, there was the abrupt transition from hand to mechanical harvesting. During that time, the network of information was both from watching other growers as well as gathering information from the University, especially from Mel Zobel. The applied field research and the sharing of that information had a huge appeal to me.

As a young farmer, the process for me was either to scale up the farm or move on. The decision to stop farming was difficult, as it still is for most growers. The job at the University has yielded many rewards.

As a Yolo County Farm Advisor, I have met and worked with many growers and industry folks. Clearly, our region has a group of interesting growers and agriculturalists that are progressive in trying new ideas. I especially was blessed in the early years with mentoring individuals who also helped to guide me: Tom Kearney, Carl Schoner, Dennis Hall, Ken Kimble, Jack Hills and Gail Nishimoto, Hideo and Mas Sagara and family, Bernell Harlan, John Wetzel, Jack Meek, Bill Merwin, Tony Turkovich, Archie Robinson and Chuck Dudley of Heidrick Farms, George Aoki, Paul Thomas, Roger Scriven, Kim Timothy and many others. Over the years, there have been many rich collaborations. Fellow advisors and UC colleagues have been supportive team builders.

In the early years, yields averaged 20 tons per acre or so. Over the span of 50 years, prompted initially by mechanization of the harvest, so many improvements have been made led by variety development, especially hybrids, and by cultural practice changes. Fall bedding was a major shift that reduced soil compaction. Vacuum seeders brought about more precise seeding rates. Better herbicides and pest management have been developed. Equipment became more dependable and tractors more powerful and efficient. Laser leveling increased irrigation uniformity and more attention was paid to irrigation management. GPS systems and drip irrigation have changed the management system.



What does the next 50 years hold? I think industry yields will routinely breach the 100 ton per acre level from the current 40+ ton per acre average. I suspect that soil microbial interactions will become more important as root systems will be managed more carefully. Tomatoes will still be widely grown—organically, conventionally and all sustainably.

While we at the University are struggling over operating budgets, statewide and locally, we hope the cooperative spirit between our public university and private local industry will weather the storm to keep farmers in the forefront of technological advances and production challenges and to keep consumers well stocked with affordable high quality produce.

Long live King Tomato!

Board of Supervisors

Supervisor Matt Rexroad, Chair, District 3

Supervisor Mike McGowan, District 1

Supervisor Don Saylor, District 2

Supervisor Jim Provenza, District 4

Supervisor Duane Chamberlain, District 5

County Administrator

Patrick S. Blacklock

Department of Agriculture and Weights & Measures Staff

John Young, Agricultural Commissioner, Sealer of Weights and Measures

Dennis Chambers, Chief Deputy Agricultural Commissioner, Sealer of Weights and Measures

Alfred Barth, Agricultural and Standards Inspector IV

Tom Boone, Agricultural and Standards Technician

Barbara Christopherson, Administrative Clerk II

Leslie Churchill, Administrative Assistant

Amy DelBondio, Agricultural and Standards Inspector IV

David Guerrero, Agricultural and Standards Inspector III

Jason Kincanon, Agricultural and Standards Technician

Jenni King, Agricultural and Standards Inspector III

Michelle Lawson, Agricultural and Standards Inspector III

Bill Lyon, Agricultural and Standards Inspector IV

Julia Nocita, Office Support Specialist

Nancy Patterson, Agricultural and Standards Technician

Laurie Schuler-Flynn, Agricultural and Standards Inspector IV

Elpidio Tijerino, Agricultural and Standards Inspector IV

Seasonal Staff

Justin Knight

Rick Landon

Diana Morris (CASS)

Ray Perkins

Molly Quisenberry

Stephen Salinas

Crystal Townsend (CASS)



This Crop Report, and every Crop Report since 1937, is available on the Yolo County Agriculture Department's website. Along with the Crop Report archives, online information is also available about the roles, responsibilities, services and programs provided by the Yolo County Agriculture Department. Electronic forms and handouts can be found as well as links to other agriculture-related resources. In some cases, visitors to certain webpages can subscribe to receive e-mail updates.

Visit the Yolo County Agriculture Department's website: www.yolocounty.org
(go to: Government > Agriculture & Cooperative Extension)



**Yolo County Agriculture Department
70 Cottonwood Street
Woodland, California 95695**