

Yolo County Health Department Calendar and Annual Report 2014





137 N. Cottonwood Street, Suite 2100
Woodland, CA 95695
530-666-8645



The Health Department promotes health and wellness, prevents disease and injury, and protects people and the environment in an effort to enhance quality of life for all in Yolo County. Public Health is committed to improving the health of the entire community. Did you know that our Health Department keeps tuberculosis in control in our community, inspects hundreds of restaurants each year, provides nurse home visits to pregnant and parenting teens, assures that children can get vaccines and that pregnant women can get prenatal care, provides vouchers for healthy food to thousands of mothers with young children every month, provides tobacco prevention and education, monitors communicable disease to report on trends and respond to outbreaks, partners with community organizations to fight obesity, and maintains readiness to respond in case of health emergencies?

Each month one topic in Public Health is highlighted. The report both spotlights Health Department accomplishments and provides information about the health of Yolo County. Two new projects in the Health Department this year are highlighted, the Healthy Yolo Project and the newly opened Hanna and Herbert Bauer Memorial Garden.

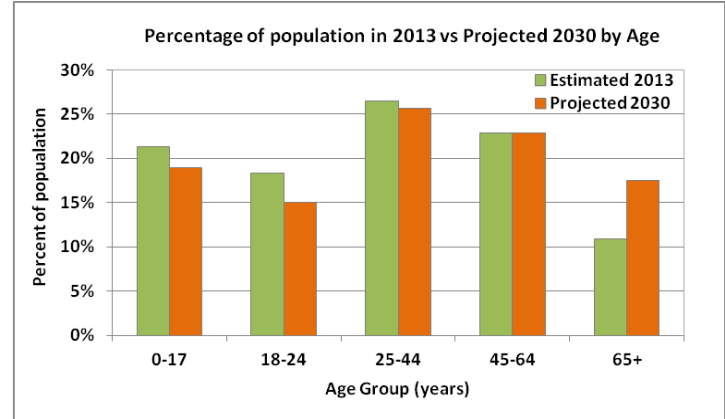
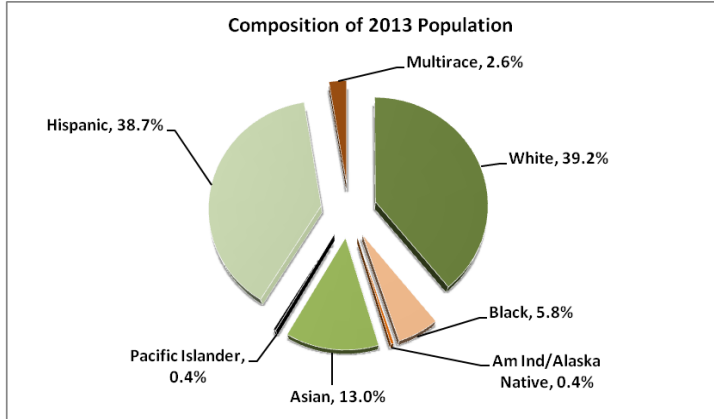
As we highlight last year's accomplishments and review the current health of Yolo County residents, we are also looking forward to the coming year. The Affordable Care Act (ACA) will launch the Medi-Cal expansion and California's Health Insurance Exchange, Covered California. This will mean that many more people have access to medical care for themselves and their families. However, the ACA alone will not solve all of our public health problems. Not all health disparities will disappear. Our clinics and hospitals will still be treating preventable chronic diseases, including diabetes, heart disease, lung cancer and Chronic Obstructive Pulmonary Disease (COPD). The social factors that affect health will continue to be important, including education, income, safe neighborhoods with access to parks, access to healthy food, and a healthy environment. The solutions to these challenges will not be simple. We must recognize the health impacts of a multitude of policies and decisions, so-called "health-in-all-policies." The Health Department cannot do this alone. We look forward to increased collaboration with our community partners to improve the health of our entire community as we move forward.

Sincerely,

Jill Cook, MS, RN, PHN, Director of Health Services

Constance Caldwell, MD, Health Officer

The composition of Yolo County's population is changing. The proportion represented by Hispanic and non-Hispanic White people is almost equal. By 2030, people over 65 will represent 18% of the entire population, up from about 10% today, while the proportion of children and young adults will decline.



Healthy Yolo is a community-driven strategic planning process for improving community health. Community members come together to create a common vision of a healthy community, share and understand the specific concerns and strengths of our community, prioritize public health issues, and determine goals and strategies to achieve a healthier Yolo County.



From July through December 2013, Healthy Yolo conducted four community assessments:

- Community Themes and Strengths
- Community Health Status
- Local Public Health System
- Forces of Change

Based on the findings of the assessments, Healthy Yolo will help communities prioritize public health issues, develop goals and strategies, identify resources, and take action. Healthy Yolo will develop and implement a community-wide strategic plan for public health improvement in Yolo County.

Become a part of the process. Join one of our committees: sign up and learn more at <http://www.healthyyolo.org>.



January 2014

Sunday

Monday

Tuesday

Wednesday

Thursday

Friday

Saturday

- Birth defect prevention month
- Cervical health awareness month
- Healthy weight awareness month



New Year's Day

1

2

3

4

5

6

7

8

9

10

11

12

13

14

15

16

17

18

19

20

21

22

23

24

25



Martin Luther
King, Jr. Birthday

26

27

28

29

30

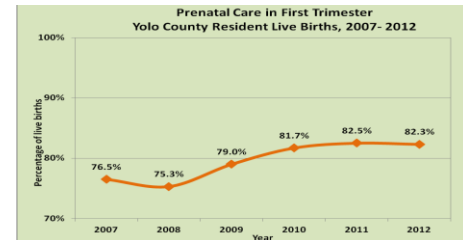
31

The **Yolo County Maternal Child and Adolescent Health (MCAH) Program**, in collaboration with community partners, works to assure that pregnant woman and their families are able to obtain quality prenatal and primary care services that are appropriate, integrated and seamless. The MCAH Program is a multidisciplinary team including public health nurses, bilingual community health assistants, a medical consultant, epidemiologist and office support specialist. With a diverse set of skills and knowledge, the Yolo County MCAH staff is able to provide a variety of critical and county wide public health services for families and providers:

- Home Visitation & Case Management via the Adolescent Family Life Program
- Perinatal Services Coordination/Comprehensive Perinatal Services Program
- Prenatal Care Guidance (PCG)
- Fetal Infant Mortality Review Team
- Sudden Infant Death Syndrome (SIDS) Program
- Local Priority Area Interventions
 - Improved birth outcomes
 - Prenatal Care Access
 - Perinatal Substance Abuse Prevention
 - Obesity Prevention
 - Breastfeeding Promotion



Early prenatal care (PNC) is critical to help identify and manage pre-existing medical problems like diabetes, high blood pressure or other conditions that could impact the health of mother and baby. If a pregnant woman is struggling with substance use or mental illness, getting help early in pregnancy is essential. The figure below shows that early PNC has improved from about 77% of mothers in 2007 to 82% in 2012.



February 2014

Sunday

Monday

Tuesday

Wednesday

Thursday

Friday

Saturday

- Prenatal infection prevention month
- Children's dental health month
- American heart month

1

2

3

4

5

6

7

8

9

10

11

12

13

14

15

16

17

18

19

20

21

22



President's Day

23

24

25

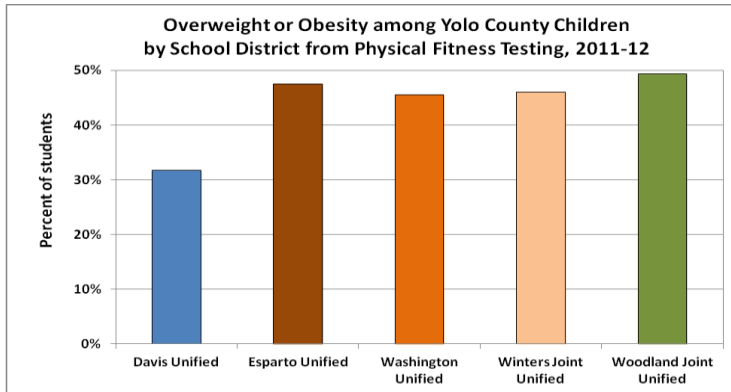
26

27

28

The Yolo County Women Infants and Children's (WIC) Program provides vouchers for nutritious foods to about 5,275 participants each month, including 10% prenatal women, 10% breastfeeding women, 5% non-breastfeeding women, 25% infants, and 50% children under age 5. The average monthly redemption of WIC checks in local grocery stores is about \$300,000. The Farmers' Market Nutrition Program in Yolo County also received 500 packets worth \$20.00 each, with the potential purchasing power of \$10,000 at three local Farmers' Markets.

The **Hanna and Herbert Bauer Memorial Garden**, funded by the Health Department, grants from First 5 Yolo and General Mills, community donations and county collaborations, was dedicated on September 23, 2013. It contains a children's area, demonstration garden, and 50 plots for community members to "rent." Gardening classes will begin in 2014.



March 2014

Sunday

Monday

Tuesday

Wednesday

Thursday

Friday

Saturday

- National nutrition month
- Colorectal cancer awareness month
- Brain injury awareness month

2

3

4

5

6

7

8

9

10

11

12

13

14

15

16

17

18

19

20

21

22

23

24

25

26

27

28

29

30

31

1

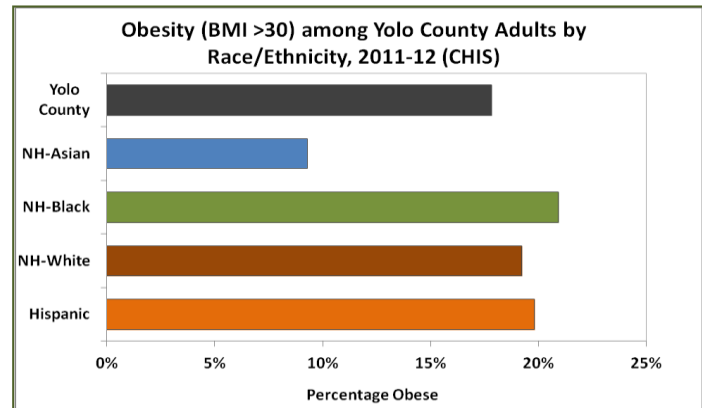
National Public Health Week was instituted in 1995 to help communities recognize the contributions of public health and highlight issues important to improving population health. Preventing disease saves lives and reduces health care spending.

Public Health Fair Activities, April 2013

Activity	No. of people
Received Tdap vaccine	27
Woodland Healthcare screenings	
Cholesterol	50
Blood sugar	50
Blood pressure	50
Height and weight	50
Percent body fat	50
CommuniCare screenings	
Blood sugar	35
Blood pressure	32
CHDP family enrollment	65
Car seat installation checks	27
Youth Coalition tobacco education	75
Taught "sidewalk CPR" by AMR	84
Estimated attendees	300



The cost of obesity, overweight and physical inactivity in California exceeds \$28 billion annually and accounts for 75% of doctor visits.



April 2014

Sunday	Monday	Tuesday	Wednesday	Thursday	Friday	Saturday
		1	2	3	4	5
6	7 National Public Health Week	8	9	10	11	12
13	14	15	16	17	18	19
20	21	22	23	24	25	26 National Infant Immunization Week
27	28	29	30	<ul style="list-style-type: none">• Child abuse prevention month• Sexual assault awareness & prevention month• Alcohol awareness month• Minority health month		

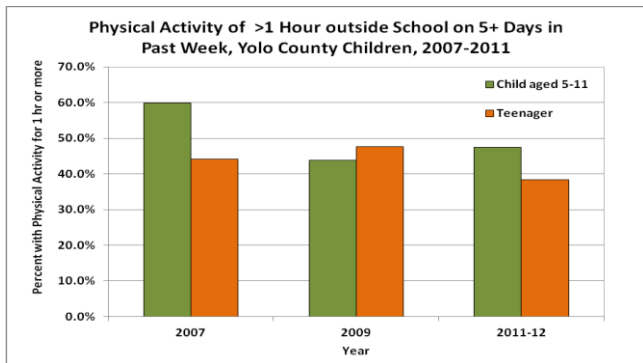
May is National Physical Fitness Month. Staying physically active and eating five servings of fruits or vegetables per day prevents many chronic diseases and helps you maintain a healthy weight.



Percentage of Adults with Chronic Health Conditions in Yolo County, 2011-12*

- Arthritis – 13%
- Asthma - 16%
- Diabetes - 7%
- High blood pressure - 23%
- Obesity – 18%

**California Health Interview Survey*



Cancer: Leading Causes and Deaths, 2011

Cancer Site	New Cases	Deaths
Breast	125	13
Prostate	100	16
Lung & bronchus	90	53
Colon & rectum	75	27
Pancreas	17	24
Bladder	30	15
All Sites	740	291

May 2014

Sunday

Monday

Tuesday

Wednesday

Thursday

Friday

Saturday

- Physical fitness & sports month
- Mental health awareness month
- Healthy vision month

4

5

6

7

8

9

10

11

12

13

14

15

16

17

18

19

20

21

22

23

24

25

26

27

28

29

30

31



Memorial Day

June is National Safety Month. Public health seeks to prevent injuries through education, use of safety equipment, and legislation.

Average No. of Emergency Dept (ED) Visits, Hospitalizations and Deaths from Injury, Yolo County 2008-11	ED Visits*	Hospitalizations	Deaths
Falls	3,262	346	11
Motor vehicle and road accidents	1,494	183	22
Other non-transport accidents	4,441	80	5
Poisoning (overdose) due to drugs, biologicals or medicinals	126	63	15
Accident due to natural/env'l factors	495	19	n/a
Accident due to drowning, suffocation or foreign body	236	16	3
Adverse effects of therapeutic drugs, medicinals or biologicals	335	353	n/a
Suicide/self-inflicted injury	169	62	22
Homicide/injury inflicted by another	483	35	5

**Not admitted to a hospital.*

Other Educational and Injury Prevention Activities:

- Car seat checks – 2nd and 4th Thursdays at WIC-West Sacramento
- YMCA Healthy Kids Fair– car seat education (April 27, 2013)
- Heatstroke prevention in children - distributed fliers to First Five Yolo, WIC, public health nurses, and to car seat clients (July 2013)
- National Heatstroke Prevention Day social media campaign (July 31, 2013)
- "Secondhand Seat Awareness" campaign (Fall 2013)
- "Tether Weather" campaign (Winter/Spring 2014)



Child Injury Prevention

Car Seat Safety	2013
No. of families served	83
No. of car seats provided to low-income families	51
Events	No. of participants
Davis community outreach clinic (8/21/2013) - car seat checks	12
Woodland Community Pool (July 2013) - pool safety education	100

June 2014

Sunday

Monday

Tuesday

Wednesday

Thursday

Friday

Saturday

1

2

3

4

5

6

7

8

9

10

11

12

13

14

15

16

17

18

19

20

21

22

23

24

25

26

27

28

29

30

- National safety month
- Men's health month
- Home safety month

Practice the District D's of Mosquito Prevention:

DRAIN standing water that may produce mosquitoes.

DAWN and **DUSK** are times to avoid being outdoors.

DRESS appropriately by wearing long sleeves and pants when outside.

DEFEND yourself by using an effective insect repellent.

Make sure to follow label directions!

DOOR and window screens should be in good working condition.

DISTRICT personnel are also available to address any mosquito problems. Call 800-429-1022 or visit www.FIGHTtheBITE.net

West Nile Virus (WNV) in Yolo Co.	2012
No. human cases	10
No. of dead bird reports	602
No. dead birds tested	202
No. dead birds positive	96
No. dead birds with chronic infection	12
Percent of tested birds with active WNV	48%



How to Remove a Tick

1. Grab the tick close to the skin with tweezers or tissue and pull straight out, using a firm, steady motion.
2. Wash your hands and the bite site with soap and water.
3. Apply antiseptic to the bite site.
4. See a doctor if you develop a rash, flu-like symptoms or a fever. Tell the doctor you were bitten by a tick.



July 2014

Sunday

Monday

Tuesday

Wednesday

Thursday

Friday

Saturday

- Ultraviolet safety month
- Recreation and parks month
- Juvenile arthritis awareness month

1

2

3



4

Independence
Day

5

6

7

8

9

10

11

12

13

14

15

16

17

18

19

20

21

22

23

24

25

26

27

28

29

30

31

Children's Medical Services

California Children Services (CCS) provides access to high-quality pediatric specialty medical care for children 0-21 years with complex medical conditions and physical disabilities, including cancer, diabetes, hearing loss, and epilepsy. The CCS Medical Therapy Unit also provides physical and occupational therapy for children with cerebral palsy and similar conditions.

Child Health and Disability Prevention (CHDP) program works to assure that low-income Yolo County children are able to get needed well-child visits and immunizations.

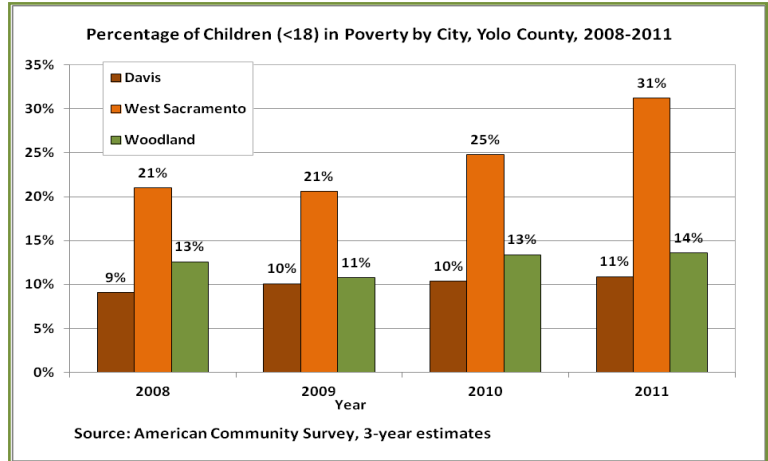


CCS, FY2012-13

Average no. of active cases	686
No. actively receiving treatment in Medical Therapy Unit	96

CHDP, FY2011-12

No. of referrals (<18 years) per year	2466
No. children in foster care receiving treatment	708
No. of medical/dental service visits	7951



August 2014

Sunday

Monday

Tuesday

Wednesday

Thursday

Friday

Saturday

- Immunization awareness month
- Children's eye health & safety month
- National breastfeeding month

1

2

3

4

5

6

7

8

9

10

11

12

13

14

15

16

17

18

19

20

21

22

23

24

25

26

27

28

29

30

31

Emergency Preparedness (EP) Activities in FY2012-13:

- EP participated in a full-scale catastrophic earthquake exercise with the National Disaster Medical Health System, U.S. Air Force, Cal-EMA, Sacramento County Public Health, Mather Airport, Sacramento Regional Office of Homeland Security, UCDCM, Solano County and several Sacramento area fire agencies. County health care facilities responded in true Yolo County style by increasing the number of patients they could accept in order to assist with the simulated evacuation of Bay Area medical facilities.
- For the first time in the nation, the State and CDC reviewed the capabilities of the Sacramento area's Cities Readiness Initiative. Yolo County received a 100% on their portion of the review and was awarded a journey of excellence award for regional collaboration efforts along with El Dorado, Placer and Sacramento counties.
- In October and November 2012, EP hosted 4 free flu clinics, vaccinating over 1,300 community residents, and tested their Medical Countermeasures Plan.
- On July 1, 2013 Yolo County established its own Emergency Medical Services Agency.



September 2014

Sunday

Monday

Tuesday

Wednesday

Thursday

Friday

Saturday

Sunday	Monday	Tuesday	Wednesday	Thursday	Friday	Saturday
	1  Labor Day	2	3	4	5	6
7	8	9	10	11	12	13
14	15	16	17	18	19	20
21	22	23	24	25	26	27
28	29	30	<ul style="list-style-type: none">• National preparedness month• Alcohol & drug addiction recovery month• Baby safety month			

October is the time to think about getting your influenza vaccination

Yolo County Influenza Vaccination Rates, 2007-12

Age Group	2007	2009*	2011-12
Child (<18)	35%	52%	47%
California child	34%	50%	50%
Adult 18+	32%	41%	40%
California adult	33%	35%	36%

*Children aged <12 years

Vaccination Rates, Yolo County Children, 2012-13

Grade in School	No. up-to-date on vaccinations	Total students	%
Preschool	2593	2771	93.6%
Kindergarten	2201	2406	91.5%
7th Grade	2304	2367	97.3%



By the 2011-12 season, flu vaccination rates had increased to 83-90% of hospital employees.

Vaccinations provided by the Yolo County Health Dept, 2011-12

Vaccine	2011	2012	Vaccine	2011	2012
Mumps-Measles-Rubella	56	49	Hepatitis A	20	12
Influenza	992	2406	Hepatitis B	19	12
Pneumonia	18	23	<i>Haemophilus influenzae</i>	23	20
Polio	13	20	Human papilloma virus	18	10
TDaP	441	128	Varicella (chickenpox)	41	50

October 2014

Sunday

Monday

Tuesday

Wednesday

Thursday

Friday

Saturday

- Breast cancer awareness month
- Domestic violence awareness month
- Eye safety & injury prevention month
- Dental hygiene month

1

2

3

4

5

6

7

8

9

10

11

12

13

14

15

16

17

18

19

20

21

22

23

24

25

26

27

28

29

30

31



Communicable diseases (CDs) are investigated to prevent their spread, assure appropriate treatment, and to detect outbreaks.

Leading Causes of CD	2010	2011	2012
Campylobacteriosis	47	73	50
Chlamydia	580	549	654
Coccidioidomycosis	6	5	2
Giardiasis	4	20	6
Gonorrhea	54	44	87
Hepatitis B, chronic	49	56	61
Hepatitis C, chronic	234	218	250
HIV/AIDS – persons alive	155	170	184
Pertussis	21	3	2
Salmonellosis, all types	20	16	23
Shigellosis, all types	3	21	4
Syphilis, all stages	6	20	30
Tuberculosis, active	9	3	3
Tuberculosis, latent	5	33	24
West Nile virus	0	0	10
Rabies Control Activities			
Animal bites or bat exposures	697	553	718
Emergency Dept visits for animal bites	244	219	N/A
Cats & dogs quarantined	61	105	126
Rabid bats	7	10	6



To report a communicable disease:
Yolo County Health Department
 Day: 530-666-8645

To report a food or restaurant complaint:
Yolo County Environmental Health
 Day: 530-666-8646

To report a dead bird:
Sacramento Yolo Vector Control District
 877-968-2473 or <http://www.fightthebite.net>

To report an animal bite or dead bat:
Yolo County Animal Services
 Day: 530-668-5287 After hrs: 530-666-8900

November 2014

Sunday

Monday

Tuesday

Wednesday

Thursday

Friday

Saturday

<ul style="list-style-type: none">• American diabetes month• Lung cancer awareness month• COPD awareness month						1
2	3	4	5	6	7	8
9	10	11  Veterans Day	12	13	14	15
16	17	18	19	20	21	22
23	24	25	26	27  Thanksgiving Day	28 Day after Thanksgiving Holiday	29
30						

Environmental Health, FY2012-13

Regulated Sites


Above-Ground Storage Tank Facilities	276
Certified Farmer's Market Locations	5
CalARP Facilities (high hazard materials)	13
Hazardous Materials Storage, Handling, and Use Facilities	1,286
Hazardous Waste Generator Facilities	892
Hazardous Waste Treatment Facilities	5
Liquid Waste/Septic Systems	53
Public Pools and Spas	351
Retail Food Establishments (fixed and mobile)	943
Retail Tobacco Facilities	50
Active Solid Waste Facilities	7
Tattoo and Body Piercing Facilities	7
Underground Storage Tank Facilities	104
Waste Tire Generators	372
Waste Transport Vehicles (refuse and septic)	103
Water Wells/Monitor Wells & Borings Permits	200





Annual Activities

Foodborne Illness Complaints	26
Land Use Project Reviews	205
Hazardous Material, Waste, Tank, and Other Chemical Facility Inspections	951
Solid Waste and Waste Tire Inspections	265
Water Samples Collected for Testing	803
Food Inspections Performed	1,849
Pool Inspections Performed	493
Hazardous Material Incident Responses	43

December 2014

Sunday	Monday	Tuesday	Wednesday	Thursday	Friday	Saturday
	1 World AIDS Day	2	3	4	5	6
7	8	9	10	11	12	13
14	15	16	17	18	19	20
21	22	23	24	25  Christmas Day	26	27
28	29	30	31	<ul style="list-style-type: none">• Drunk & drugged driving prevention month• Safe toys & gifts month• Seasonal depression awareness month• AIDS awareness month		



Yolo County Health Department
137 N. Cottonwood Street, Suite 2100
Woodland, CA 95695
530-666-8645

<http://www.yolohealth.org>