



YOLO COUNTY BUILDING INSPECTION DIVISION

292 W. Beamer Street Woodland, CA 95695 (530) 666-8775 Fax (530) 666-8156,

www.yolocounty.org

Building.Division@yolocounty.org

Form #
RES - 007

Residential Kitchen Receptacle Requirements

- 1) At least two 20 – ampere branch circuits shall supply kitchen countertop receptacles.
- 2) Wall Counter Spaces (See Figure 1):
 - a. A receptacle shall be installed for any counter that is 12 inches wide or greater,
 - b. No point on the kitchen counter, when measured at the wall may be more than 24 inches away from a receptacle.
- 3) Island and Peninsular Counter Spaces (See Figure 2):
 - a. At Least one receptacle is required for an island or peninsula counter with dimensions of at least 24 inches by 12 inches;
 - b. An island counter with a range-top or sink installed where the dimensions behind the range-top or sink to the edge of the counter is less than 12 inches is considered as two separate island countertops, and
 - c. A peninsula countertop is measured from the connecting edge.

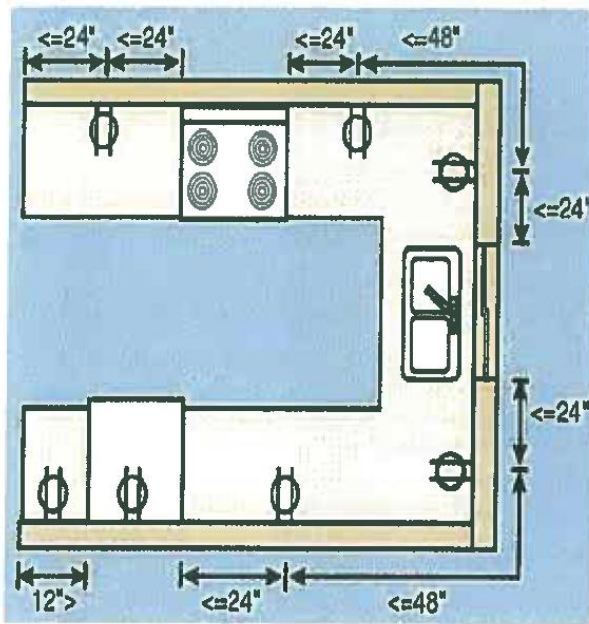


Figure 1

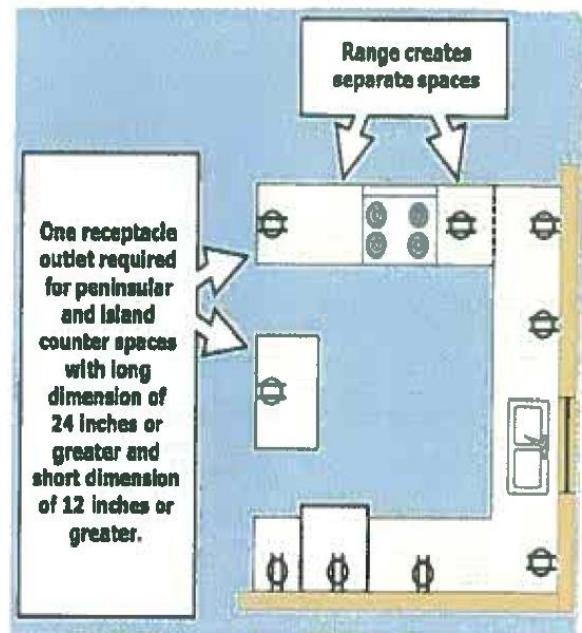


Figure 2

- 4) Counter tops separated by sinks, ranges, or refrigerators shall be treated as separate spaces. The wall behind the sink or cook top is not to be treated as wall space unless the distance exceeds 12 inches to the wall or 18 inches to a corner (See Figures 3 and 4).




Figure 3

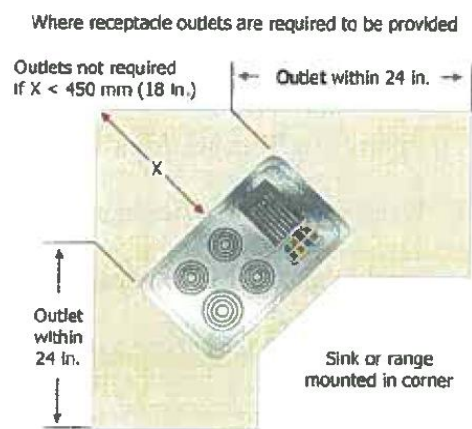


Figure 4

- 5) Receptacle installation (See Figure 5):

- a. Maximum of 20 inches above countertop;
- b. Maximum of 12 inches below island or peninsula countertops;
- c. Island or peninsula countertops may not extend more than 6 inches beyond the cabinet housing the receptacle; and
- d. Receptacle may not be installed face-up in the countertop.

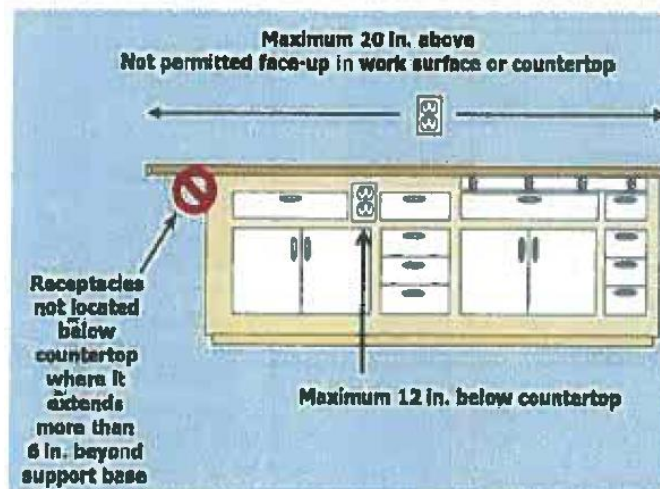


Figure 5

- 6) Ground-Fault Circuit-Interrupter (GFCI) protection is required for all receptacles serving kitchen countertops, as well as pantries, breakfast rooms, dining rooms and similar areas.