

AB 109 and Prop 47 County Public Planning

Davis

April 29th, 2015

Yolo County Board of Supervisors
And Community Corrections Partnership



Yolo County
Board of Supervisors:
Supervisor Don Saylor

Introductions and Overview

Brent Cardall,
Chief Probation Officer

**AB 109 Realignment
in Yolo County: Year 4**

What is Realignment in CA?

- On October 1st, 2011 California's Corrections Realignment Plan, one of the most significant changes to California's criminal justice system in decades, went into effect.
- AB 109 Public Safety Realignment
- The plan shifts responsibility from the state to counties for the custody, treatment, and supervision of individuals convicted of specified non-violent, non-serious, non-sex crimes.

Public Safety Realignment

- Local Jail Custody for convictions under Penal Code 1170 for:
 - non-violent
 - non-serious
 - non-sex offenders
- Changes to State Parole
 - Local Post-Release Supervision
- Community Corrections Partnership Executive Committee
 - Chief Probation Officer Brent Cardall (Chair)
 - Municipal Police, Davis Police Chief Landy Black
 - Yolo County Sheriff Ed Prieto
 - District Attorney Jeff Reisig
 - Public Defender Tracie Olson
 - Yolo Superior Courts, Court Executive Officer Shawn Landry
 - Public Health Director Jill Cook

CCP Mission

The mission of the Yolo County Community Corrections Partnership is to protect the public by holding offenders accountable and providing opportunities that support victim and community restoration, offender rehabilitation and successful reintegration.

Early Planning Efforts

- The County's goal in 2011 was to triage criminal justice services that would receive immediate impacts from AB 109
- Year 1: FY 2011/12,
 - Re-open and maintain jail beds at Leinberger Detention Facility
 - Expanded Sheriff's Electronic Monitoring: from 30 to 100 capacity
 - Expanded Probation's supervision: lowered caseloads from 300/1 down to 50/1 for more intensive community supervision
 - Funded Frontline City Police Departments
 - Funded Severely Mentally Ill (SMI) Offender Emergency Hospitalization
 - Supplemental Funding to District Attorney and Public Defender
 - Planning facilitation and data management

Early Planning Efforts

- Year 2 Additional Priorities: FY 2012/13
 - Established a Day Reporting Center (50 in-custody;75 out-of-custody)
 - Expansion of funding for District Attorney services
 - Expansion of jail Bed support for Sheriff's Department
 - Funded transportation, clothing and hygiene products as needed by re-entry population
 - Technical assistance reviews of year 1 strategies using the Crime and Justice Institute
 - Expanded support of Probation's Pre-Trial Supervision operations
 - Expanded substance abuse and mental health treatment
 - 4th and Hope (Residential/Transitional Housing)
 - Cache Creek Lodge (Residential/Transitional Housing)
 - CommuniCare (Outpatient and Dual Diagnosis)
 - Alcohol, Drug and Mental Health (SMI Treatment)

Last Year's Priorities

- Year 3: FY 2013/14
 - Expanded Services for the Day Reporting Center
 - GED
 - Probation Case Management System
 - Victims Services Advocate
 - Jail Re-entry Senior Social Worker
 - In-Custody (Jail) GED and Vocational Education Services
 - Additional Support of Probation Pre-Trial Services
 - Additional Support of Sheriff Jail Beds
 - Police/Probation Collaborative Operations
 - Public Safety Board Ad Hoc Program Technical Assistance

Year 4: New CCP Strategic Plan

- Last year, the Board and CCP contracted with the Crime and Justice Institute to facilitate a new strategic plan
 - Goal 1: Ensure a Safe Environment For All Residents and Visitors by Reducing and Preventing Local Crime
 - Goal 2: Restore Victims and the Community
 - Goal 3: Hold Offenders Accountable
 - Goal 4: Build Offender Competency and Support Reintegration
 - Goal 5: Reduce Recidivism
- Public Outreach Meetings informed community priorities:
 - New plan established 39 Strategic Planning Projects to be completed over a three year period (2014-2017)

2015 Planning Projects

Major Initiatives

- Create an integrated criminal justice system database that provides consistent reporting of data and drives decisions by 2016
- Implement a coordinated victim notification system by January 2015 (Completed)
- Expand the juvenile and adult community review boards to West Sacramento by January 1st, 2016 and county-wide by January 1st, 2019

Before Proposition 47, Impacts from AB 109

- Jail Overcrowding
 - Full year-round
 - 80% of County jailed sentenced offenders from AB 109 Realignment
- More Higher Risk to Re-offend Supervised Offenders
 - Since October of 2011, 505 Post-Release Community Supervision (PRCS) felons came back to Yolo County from State Prisons
 - At any given time, 750-800 High Risk Offenders Under Probation's case managed supervision
- Additional Burden on County Court Attorneys

Question about Realignment

Jonathan Raven,
Chief Deputy District Attorney

Proposition 47:
Year 1

What is Proposition 47?

- Prop 47 was a ballot initiative passed by California voters on November 4th, 2014
 - Passed with 59% of the vote
- The initiative reduces 9 classifications of "non-serious and non-violent property and drug crimes" from a felony to a misdemeanor
- Most significant, the law went into effect November 5th, 2014.
- County systems that had 6 months to plan for AB 109 but only had 24 hours to plan Prop 47

Prop 47 Offenses

- Mandates misdemeanors instead of felonies for “non-serious, non-violent crimes,” unless the defendant has prior convictions for murder, rape, certain sex offenses or certain gun crimes
- The measure requires misdemeanor sentencing instead of felony for the following crimes:
 - Shoplifting, where the value of property stolen does not exceed \$950
 - Grand theft, where the value of the stolen property does not exceed \$950
 - Receiving stolen property, where the value of the property does not exceed \$950
 - Forgery, where the value of forged check, bond or bill does not exceed \$950
 - Fraud, where the value of the fraudulent check, draft or order does not exceed \$950
 - Writing a bad check, where the value of the check does not exceed \$950
 - Personal use of most illegal drugs

Process and Conditions

- Prop 47 permits re-sentencing for anyone currently serving a prison sentence for any of the Offenses that the initiative reduces to misdemeanors.
- About 10,000 prison inmates will be eligible for resentencing, according to Californians for Safety and Justice.
- Prop 47 requires a “thorough review” of criminal history and risk assessment of any individuals before re-sentencing to ensure that they do not pose a risk to the public.
- The State did not proactively plan contingencies to support counties in providing treatment services to misdemeanors
 - Counties must prioritize high risk felon substance abusers over misdemeanors due to the other elements of their offenses

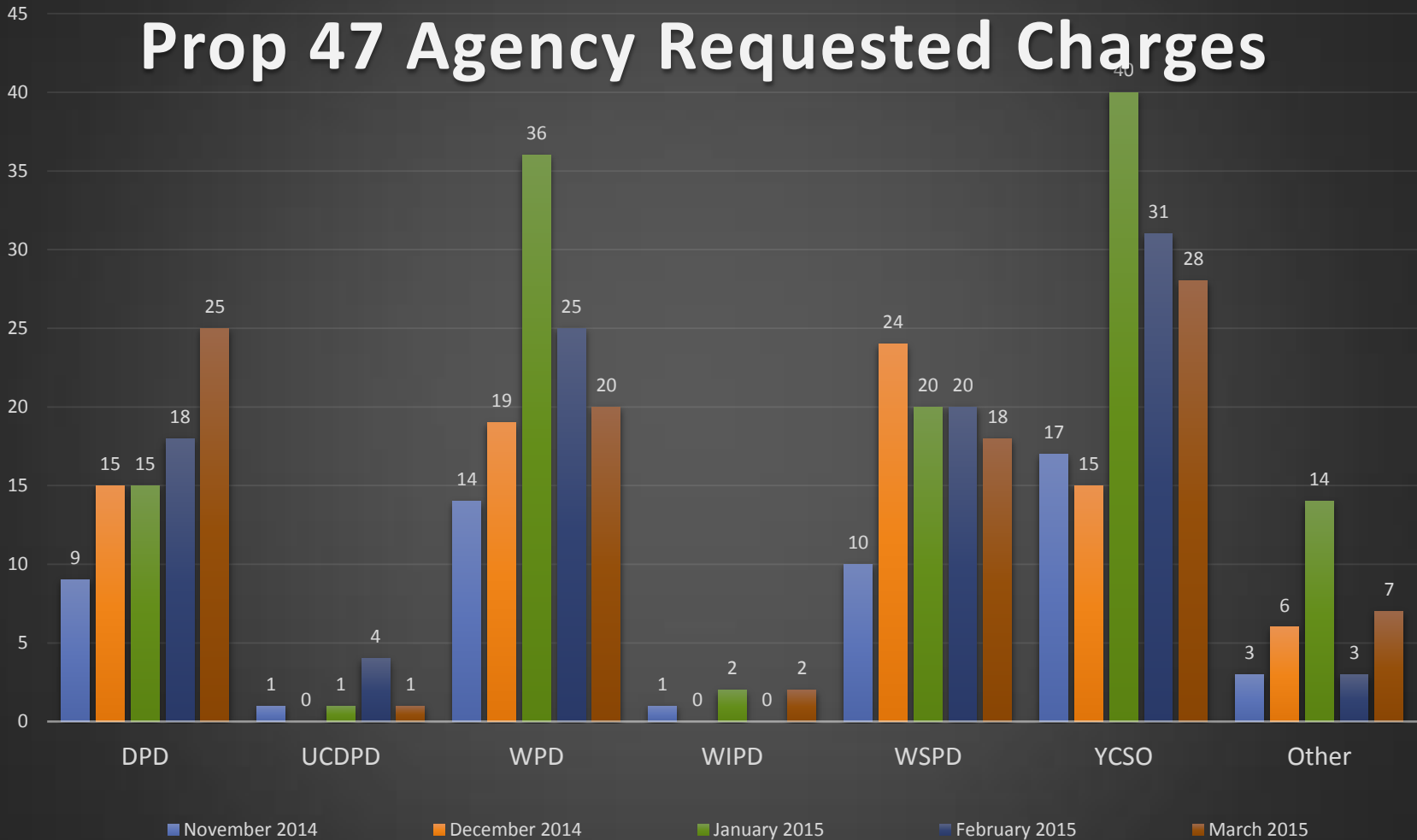
Future Funding to Mitigate System Transitions

- Creates the Safe Neighborhoods and Schools Fund.
- The fund will receive appropriations based on savings accrued by the state during the fiscal year, as compared to the previous fiscal year, due to the initiative's implementation.
- Estimates range from \$150 million to \$250 million per year.
- Distributes funds from the Safe Neighborhoods and Schools Fund as follows:
 - 25% to the Department of Education
 - 10% to the Victim Compensation and Government Claims Board
 - 65% to the Board of State and Community Correction.

Local Impacts of Prop 47

- 273 local felony cases have been reduced since November 5th
- 36 new misdemeanor drug cases have been sentenced
- Local County Jail had 90 open beds in January
 - As of April 29th, 97% of the 455 beds in the Jail are full.
- The Community Corrections Partnership agreed to open up AB 109 contracts with substance abuse providers to misdemeanor offenders,
 - The penalties for non-compliance are significantly reduced
 - Before Prop 47, felony offenses had suspended incarceration terms for multiple years, and now those offenses carry a year at most.

Prop 47 Agency Requested Charges

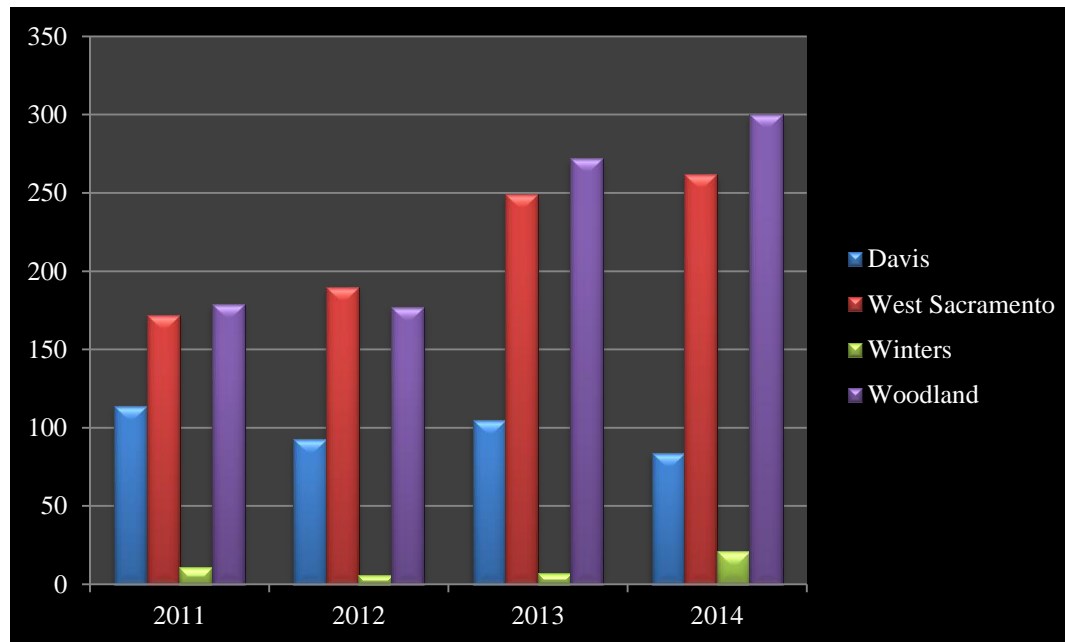


The Yolo County District Attorney's Office has received 464 Prop 47 charge referrals since November 5th from local law enforcement agencies.

Question about Prop 47

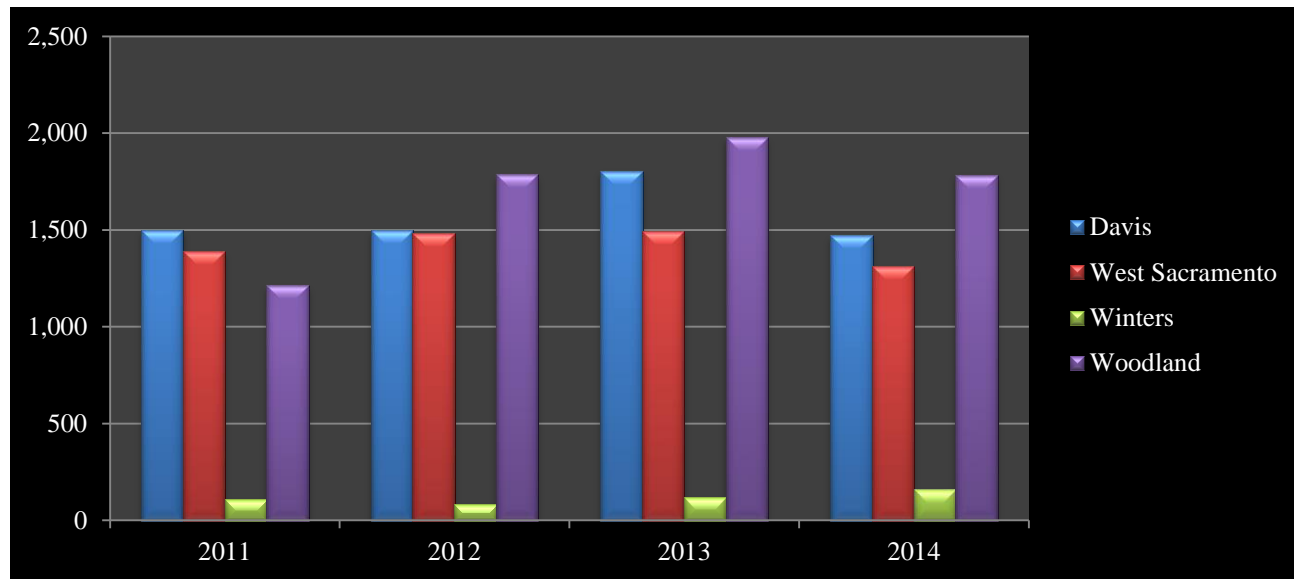
Davis Police Department
Chief Landy Black
Crime Summary (2011-2014)

Part I Crimes: Violent (2011-2014)



	2011	2012	2013	2014
Davis	114	93	105	84
West Sacramento	172	190	249	262
Winters	11	6	7	21
Woodland	179	177	272	300

Part I Crimes: Property (2011-2014)



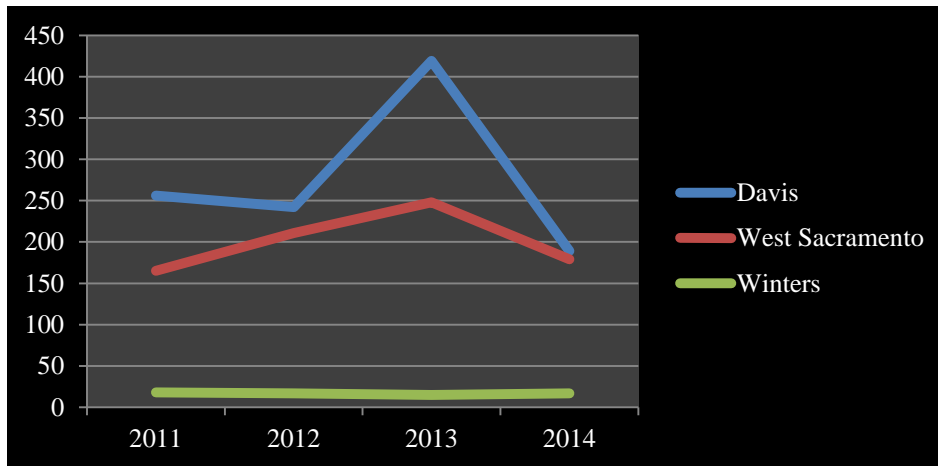
	2011	2012	2013	2014
Davis	1,499	1,497	1,805	1,470
West Sacramento	1,389	1,480	1,494	1,313
Winters	106	84	117	159
Woodland	1,213	1,787	1,978	1,785



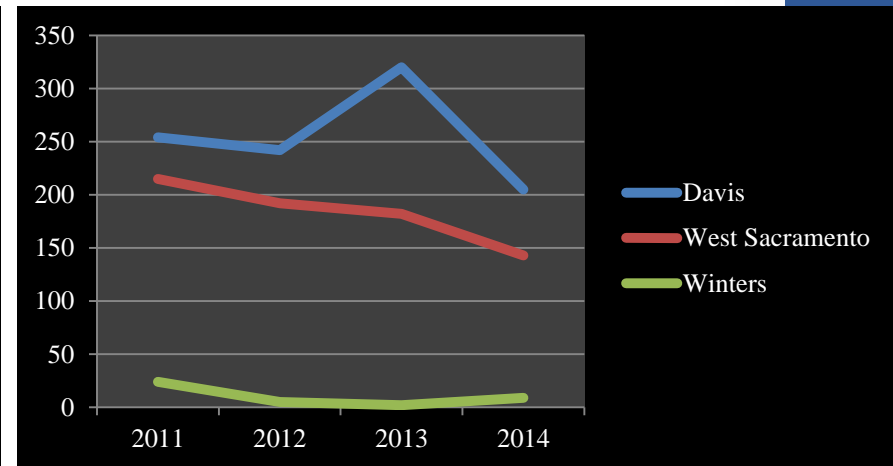
2013: Burglaries and larcenies were abnormally high in Davis & Woodland

Burglaries (2011-2014)

Residential Burglaries



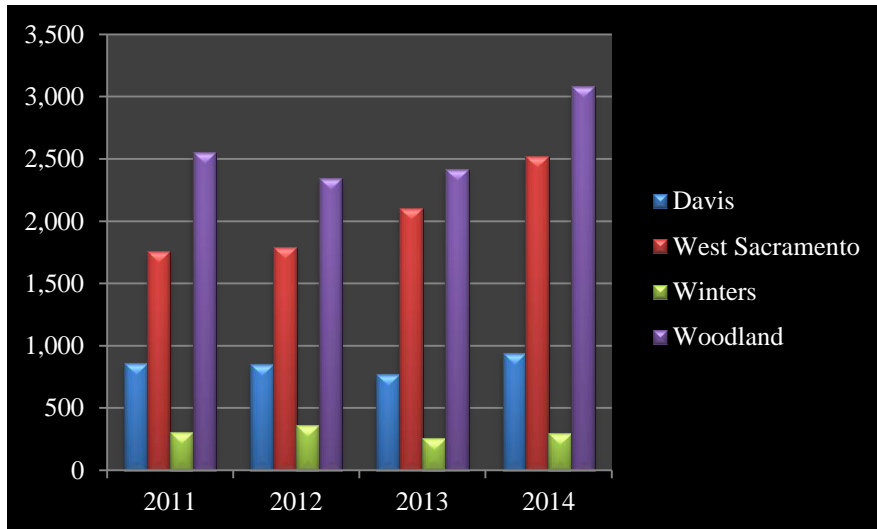
Vehicle Burglaries



- 2013 to 2014 = Residential burglaries decreased by 55% (Davis) and 28% (W. Sac)
- 2013 to 2014 = Vehicle burglaries decreased by 36% (Davis) and 21% (W. Sac)

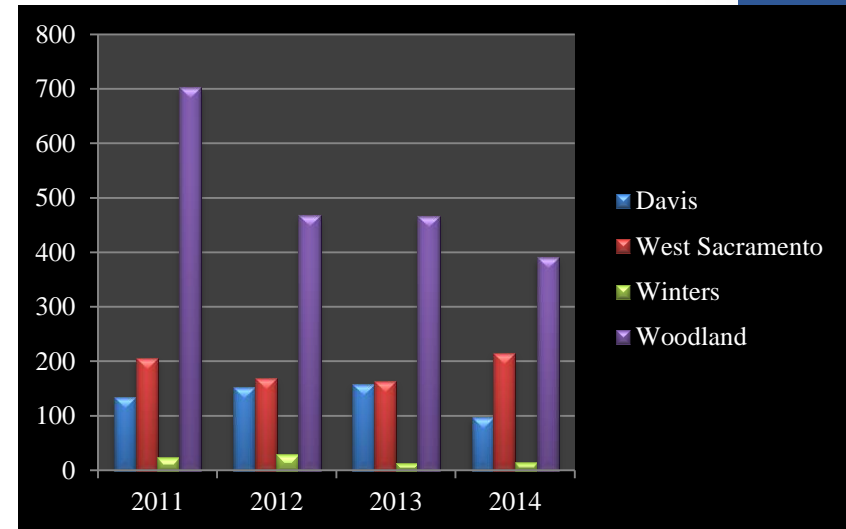
Adult & Juvenile Arrests (2011-2014)

Adult Arrests



	2011	2012	2013	2014
Davis	860	852	766	936
West Sacramento	1,757	1,792	2,101	2,523
Winters	307	362	259	298
Woodland	2,549	2,344	2,416	3,083

Juvenile Arrests



	2011	2012	2013	2014
Davis	133	152	157	98
West Sacramento	206	168	163	215
Winters	23	29	13	14
Woodland	702	467	466	390

Calls for Service & Reports (2011-2014)

Calls for Service

	2011	2012	2013	2014
Davis	52,495	48,463	47,277	51,358
West Sacramento	56,654	57,419	72,235	84,451
Winters	N/A	10,083	8,833	9,666
Woodland	51,158	54,370	56,306	64,863



Reports

	2011	2012	2013	2014
Davis	4,791	4,668	5,057	4,729
West Sacramento	5,942	6,170	6,709	7,284
Winters	919	1,027	956	1,128
Woodland	6,460	8,193	7,880	7,673

PRCS Contacts & Arrests

(2012-2014)

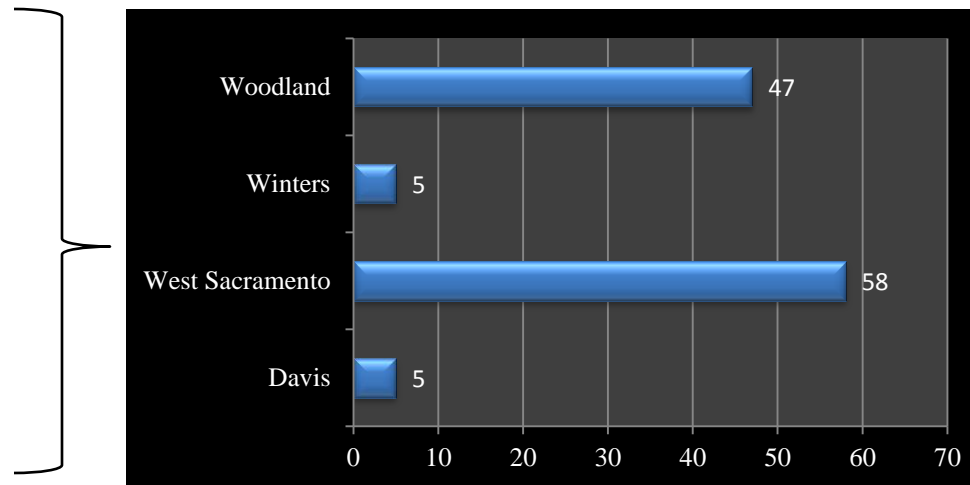
PRCS Contacts

	2012	2013	2014
Davis	73	63	65
West Sacramento	409	319	297
Winters	4	12	10
Woodland	466	329	274

PRCS Arrests

	2012	2013	2014
Davis	14	5	14
West Sacramento	79	61	44
Winters	3	2	4
Woodland	N/A	N/A	N/A

Number of PRCS subjects living in each city (2/7/15)



1170(h) Contacts & Arrests (2012-2014)

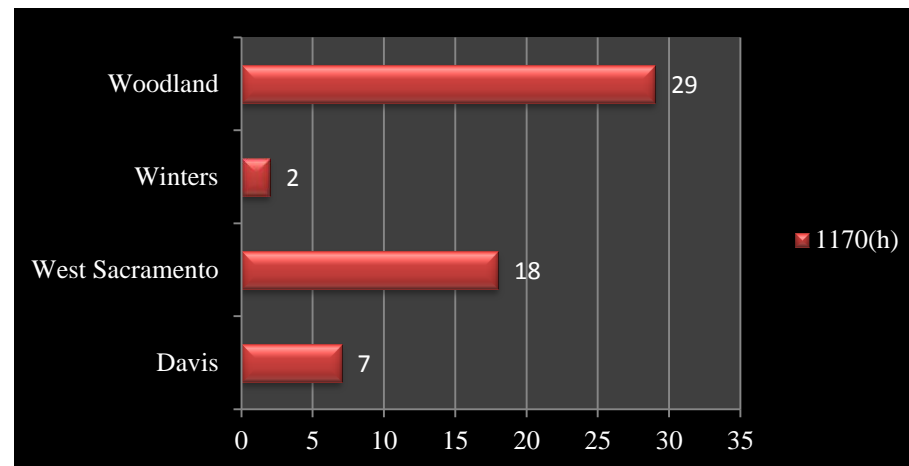
1170(h) Contacts

	2012	2013	2014
Davis	0	3	16
West Sacramento	15	12	64
Winters	0	1	2
Woodland	N/A	N/A	N/A

1170(h) Arrests

	2012	2013	2014
Davis	0	0	1
West Sacramento	N/A	N/A	N/A
Winters	1	1	0
Woodland	N/A	N/A	N/A

Number of 1170(h)
subjects living in
each city (2/7/15)



Parole Contacts & Arrests

(2012-2014)

Parole Contacts

	2012	2013	2014
Davis	136	67	71
West Sacramento	N/A	N/A	N/A
Winters	6	17	12
Woodland (SET)	91	32	26

Parole Arrests

	2012	2013	2014
Davis	30	10	5
West Sacramento	118	125	103
Winters	3	5	1
Woodland (SET)	N/A	N/A	N/A

Probation Contacts & Arrests (2012-2014)

Probation Contacts

	2012	2013	2014
Davis	357	288	376
West Sacramento	N/A	N/A	N/A
Winters	113	39	97
Woodland	164	93	147

Probation Arrests

	2012	2013	2014
Davis	72	47	53
West Sacramento	N/A	N/A	N/A
Winters	21	9	21
Woodland	N/A	N/A	N/A

Crime Trends (2014)



West Sacramento

- Implementation of Compstat and the subsequent generated tasks resulted in a decrease in property crime, specifically with burglary and stolen vehicles

Davis

- Notable increase in heroin-related OD's and arrests. Largest demographic : 18-22 year olds
- Property theft has decreased due to the arrest of several key players in 2013

Woodland

- Notable increase in stolen vehicles; Exploring the Woodland-Davis nexus

Question about Police Presentation

Thank you for your
involvement!

Contact Information:

Yolo County Probation Department

2780 East Gibson Road

Woodland, Ca 95776

(530) 406-5331

brent.cardall@yolocounty.org