

2015 YOLO COUNTY HOMELESS YOUTH POINT IN TIME COUNT

The Homeless Youth Point in Time (PIT) Count identifies and gathers information from unaccompanied youth who are homeless or unstably housed. Unaccompanied youth are 14-24 years old who do not live with or are not accompanied by anyone over 25 years old, including a parent, relative, spouse or partner. The Youth Count occurs every two years concurrently with the General Homeless PIT Count for adults by the local Continuum of Care (HPAC) and is mandated by the United States Department of Housing and Urban Development (HUD).

The Counts are based on where an individual slept on a specified night; this year participants were asked about their sleeping situation on the night of Monday, January 26th. HUD allows information to be collected over a seven day time frame and the Yolo County Youth Count surveyed and held activities throughout the week. Activities included youth focused street canvassing and magnet events throughout the County. Major partners in the Yolo County Homeless Youth PIT Count included:

- 2-1-1 Yolo
- City of West Sacramento
- Davis Community Meals
- Fourth and Hope
- Homeless & Poverty Action Coalition (HPAC)
- Rise, Inc.
- UC Davis Pantry
- United Christian Center
- Winters Youth Council
- We Count, California!
- Woodland Joint Unified School District
- Yolo County Libraries
- Yolo County Office of Education
- Yolo County Department of Employment & Social Services
- Yolo County Department of Health Services

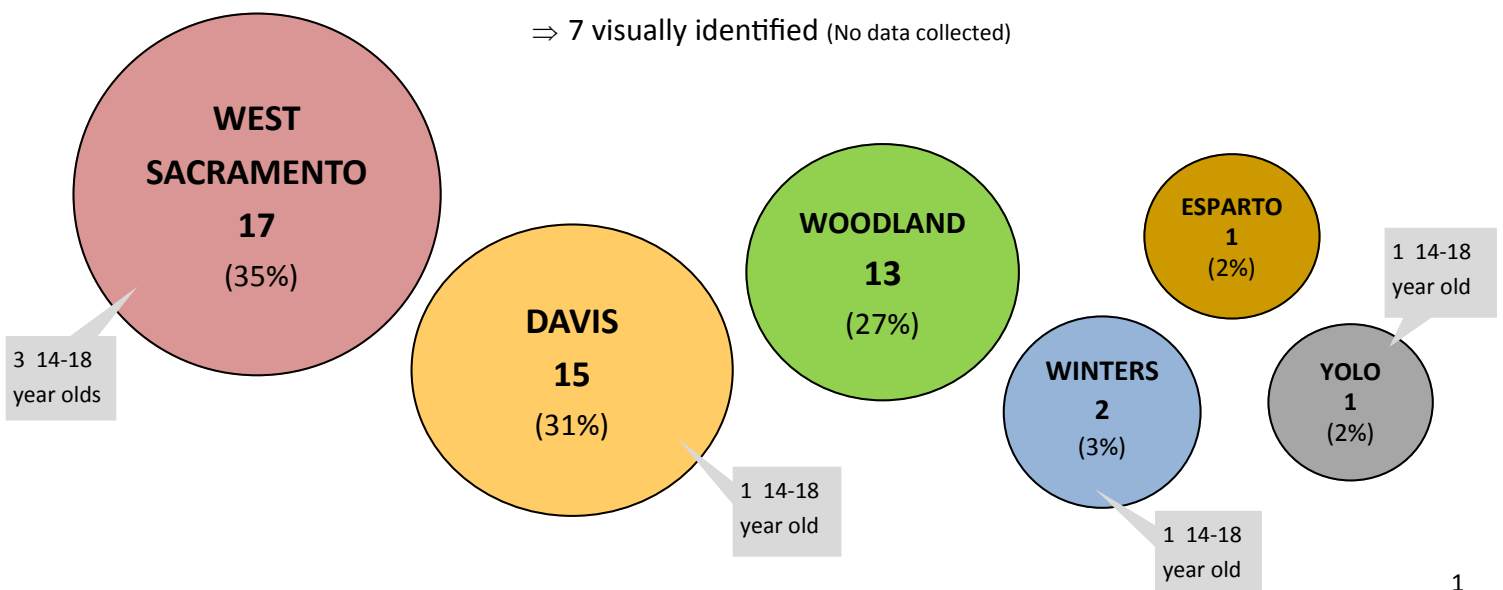
This year, the Youth Count was more robust due to a \$12,000 grant from We Count, California! secured by the County Homeless Coordinator and HPAC. The funds allowed surveyors to use tablets as well as provide gift cards as incentives to participate in the survey. As a result of the grant and efforts of the Homeless Youth PIT Count Working Group, 49 homeless or unstably housed unaccompanied youth were identified.

Previous counts have sought to identify unaccompanied youth but specific methods were not used, resulting in little to no data. In 2011, one unaccompanied youth was identified while none were identified in 2013. Contrasting those results with this year's demonstrates the need to employ special methods to obtain more accurate data on homeless youth in our community. This document shows the results from 42 unaccompanied homeless or unstably housed youth surveyed during the 2015 Homeless Youth PIT Count.

49 Youth identified

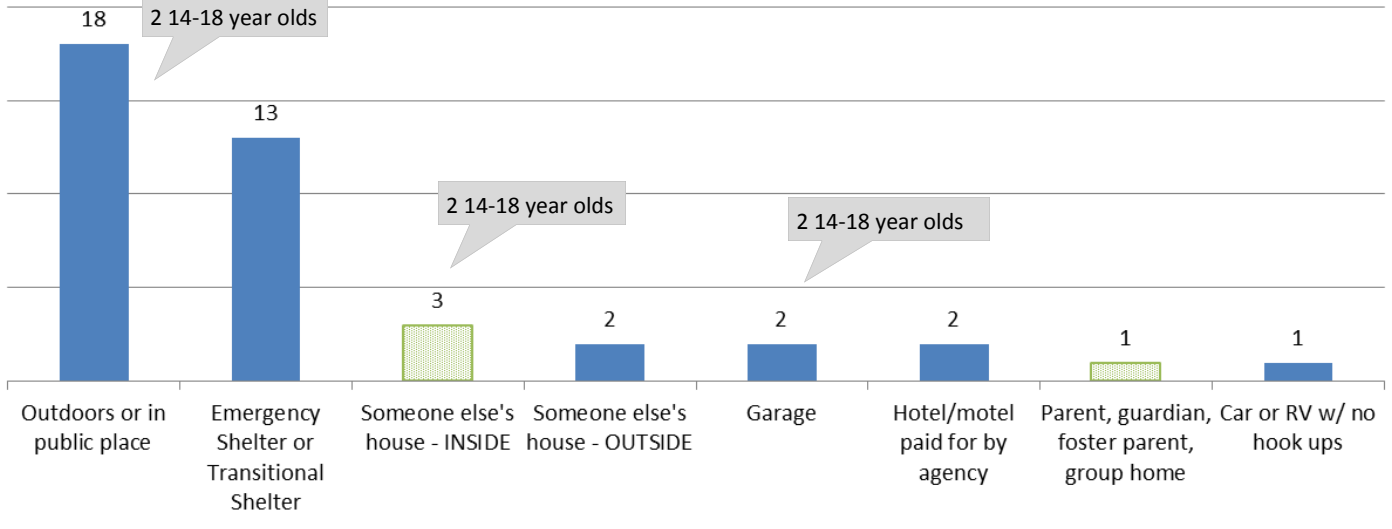
⇒ 42 youth surveyed

⇒ 7 visually identified (No data collected)



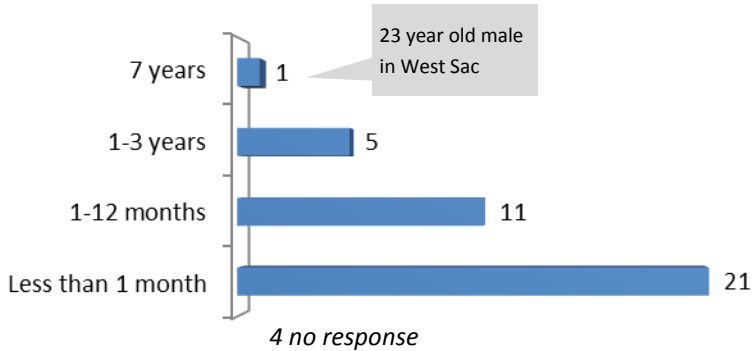
HOMELESS INDICATORS

Where did you sleep the night of January 26th?



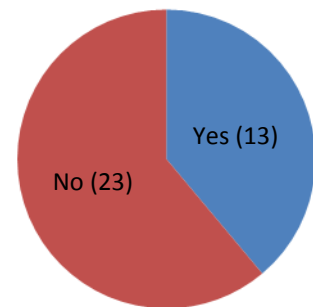
■ 38 Homeless per HUD definition
 ■ 4 unstably housed (cannot remain in current housing situation for next 14 days)

How long in current housing situation?



23 year old male in West Sac

Chronically Homeless*



*Stayed in shelters or places not meant for regular sleeping continuously for 1 year or more in the last 3 years

Why did you lose housing?

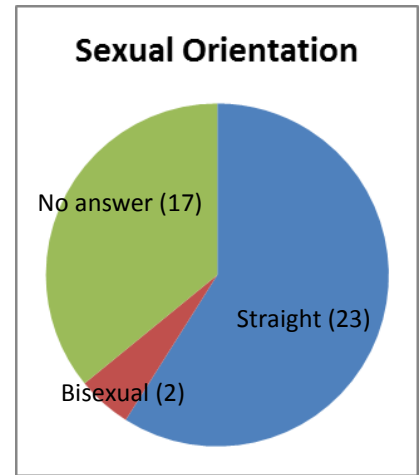
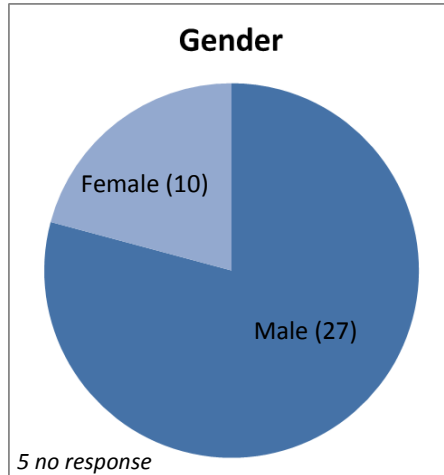
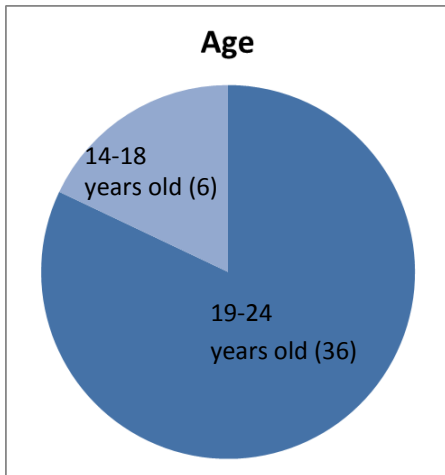
(Check all that apply)



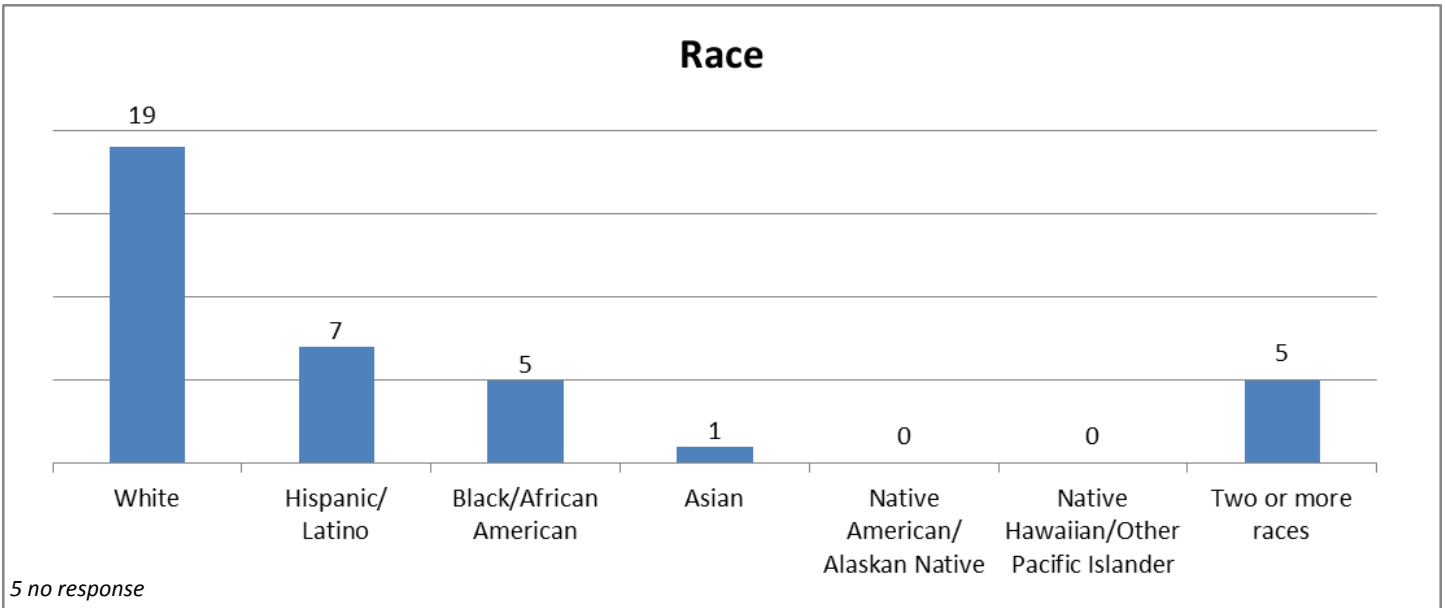
Other reasons include:

- Ran away or kicked out of group home
- Too crowded
- Drugs
- Difference with parents about religious beliefs
- Mom lost apartment
- Due to work
- Family was stealing SSI
- Hanging out with the wrong crowd
- Have no parents and no job

DEMOGRAPHIC INFORMATION & PERSONAL HISTORY



A significant number of “no answers” may indicate an under-represented Gay/Lesbian homeless youth population

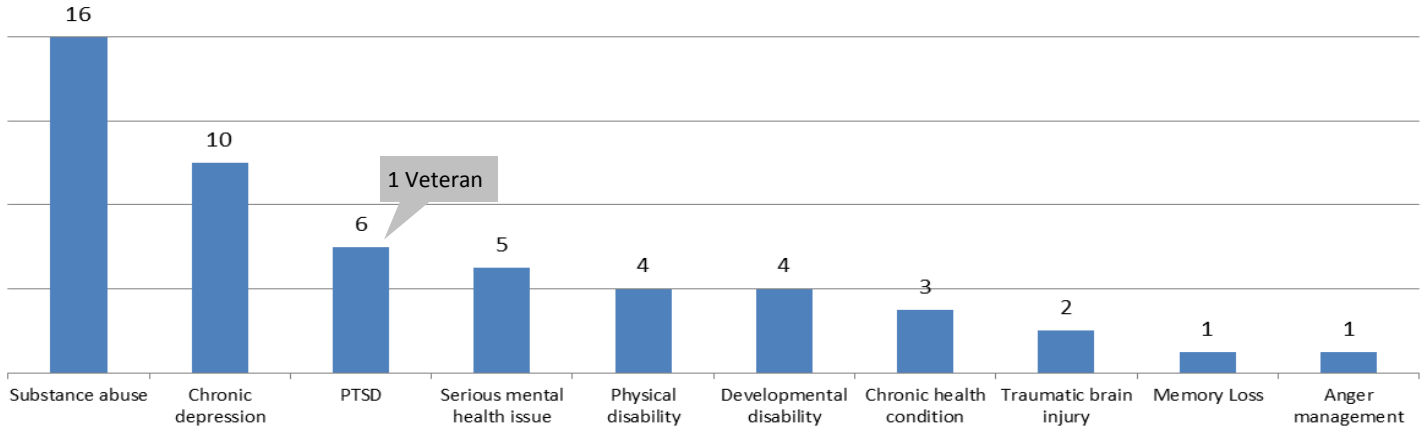


HOMELESS YOUTH COUNT VS. YOLO COUNTY RACIAL DEMOGRAPHICS							
	White	Hispanic/Latino	Black/African American	Asian	Native American/Alaskan Native	Native Hawaiian/Other Pacific Islander	Two or more races
2013 Census	49%	31%	3%	14%	2%	1%	5%
Youth Count	45%	17%	12%	2%	0%	0%	12%
DIFFERENCE	-4%	-14%	+9%	-12%	-2%	-1%	+7%

2013 Census data totals 103% per United States Census Bureau website <http://quickfacts.census.gov/qfd/states/06/06113.html>

Do you have physical, mental, emotional or developmental issues?

(Check all that apply)



26 self-identified as having at least 1 physical, mental, emotional or developmental issue.

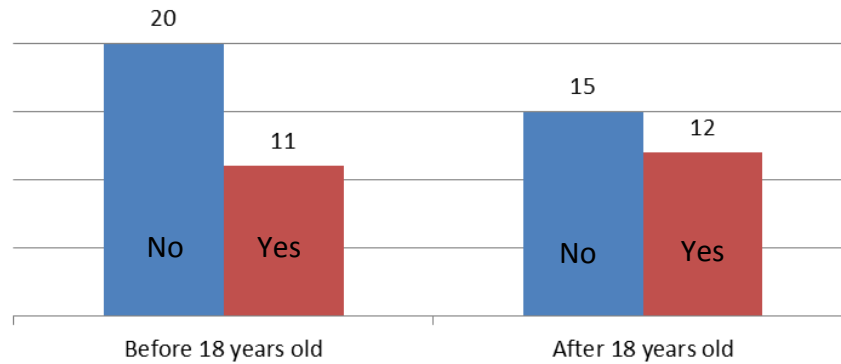
15 identified having more than 1 physical, mental, emotional or developmental issue.

⇒ The most common of which is chronic depression with substance abuse.

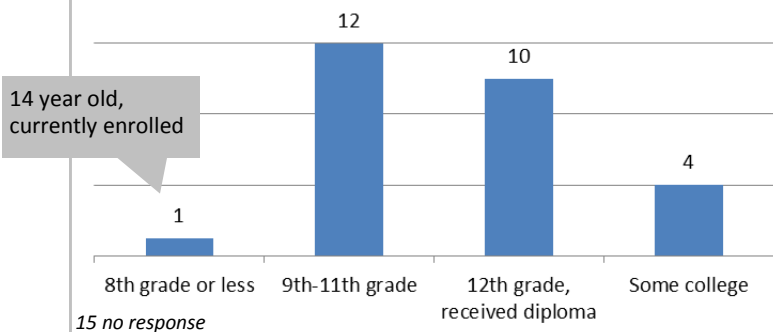
19 reported that these issues keep them from holding a job or stable housing.



Have you been involved in the criminal justice system?



Highest level of education completed?

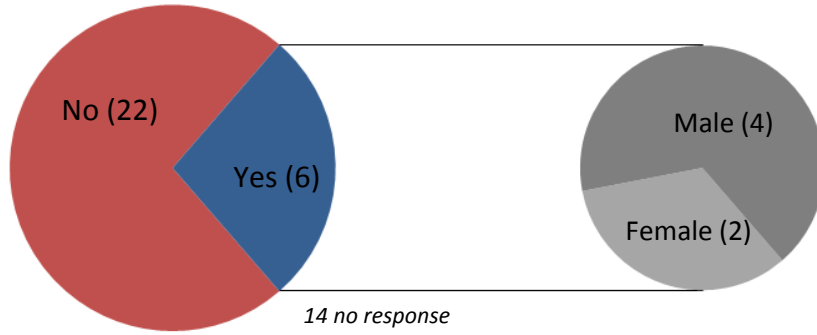


7 are currently enrolled in school

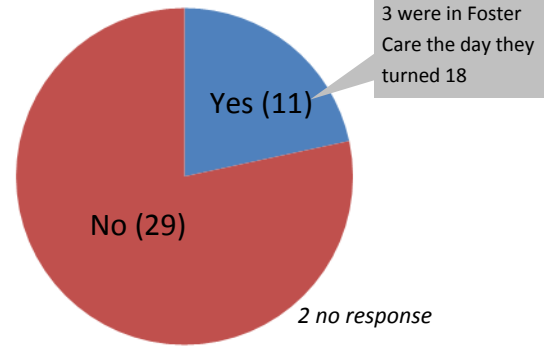
5 of the 6 14-18 year olds are enrolled in school (the 6th already received high school diploma)

2 of the 19-24 year olds are enrolled in school (surveyed in Davis, West Sacramento)

Are you a parent or legal guardian?



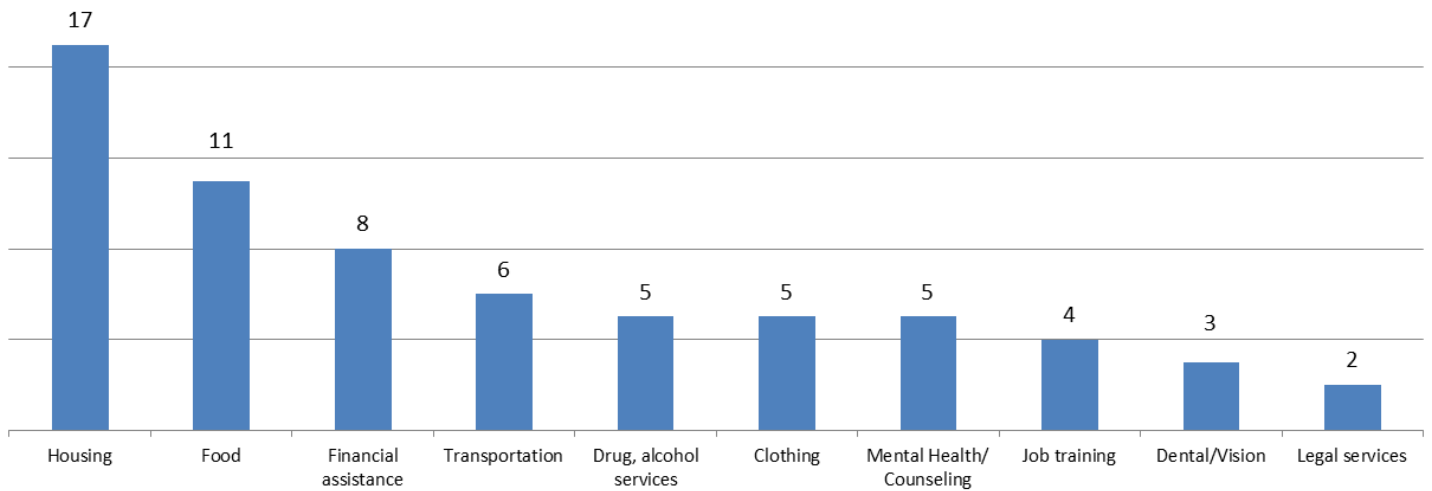
Were you in Foster Care?



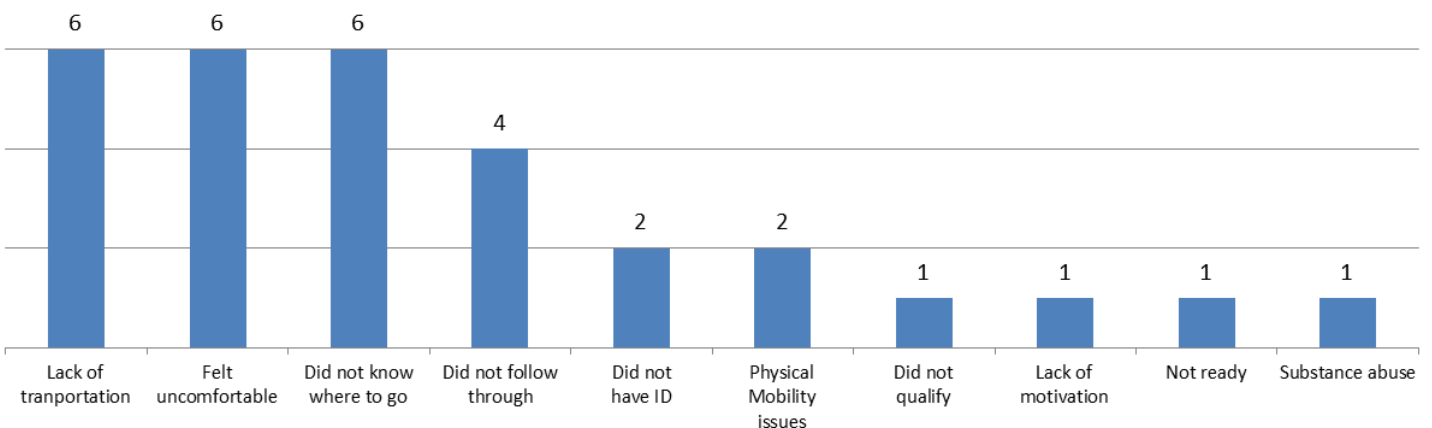
In addition, 6 men reported they have or could have recently gotten someone pregnant
 2 women are currently pregnant (1 was unsheltered, 1 in Emergency or Transitional Shelter)

ACCESSING SERVICES

In the past year, which services were you unable to obtain? (Check all that apply)

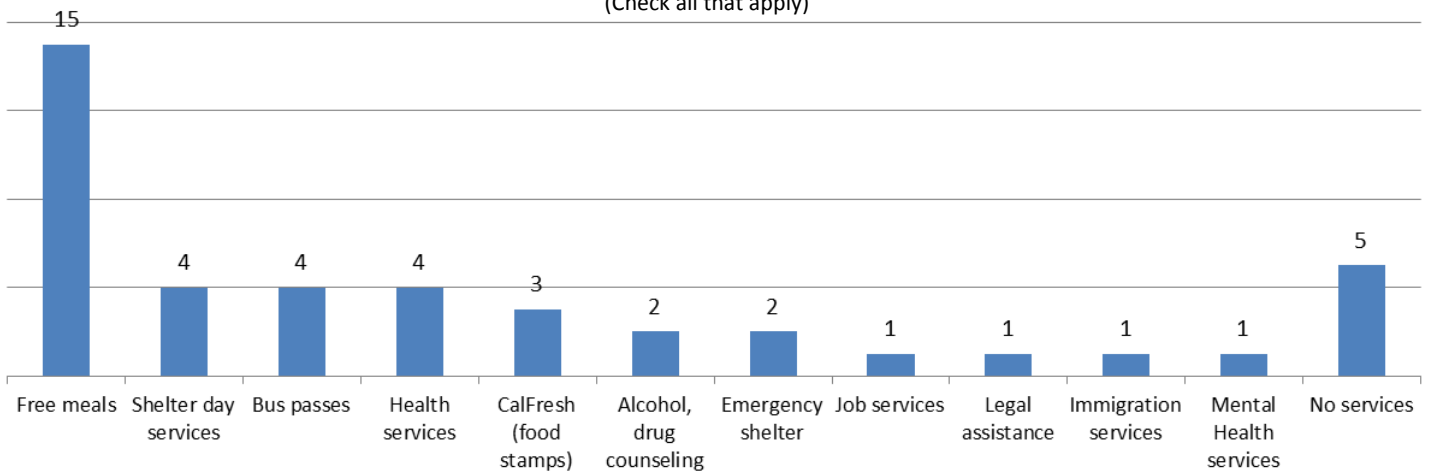


Why were you unable to obtain services? (Check all that apply)



Which services are you currently accessing?

(Check all that apply)



RESPONDENT COMMENTS

What would you change for young people in our community?

MAIN THEMES: Youth focused services · Safe places for youth · Job services · Youth shelters · Don't do drugs

“More free food, job services”

“Use finances better, better work ethic”

“People to be more open and compassionate”

“Both parents should provide for their children”

“More safe places to stay”

“Better job training for young people”

“Stop using so many drugs”

“Job placement for young adults”

“More help for kids my age to keep us off the streets”

“To have a shelter for the young people that end up homeless”

“Don't do drugs”

“They need a safe place to go to if they can't be with their family”

“To be informed about all the resources they have close by and that there are places that are willing to help”

“More things to do for young people”

“Better community centers, more to do for the youth”

DATA TABLES

(Not including visually identified youth)

SLEEPING LOCATION	Davis	West Sacramento	Woodland	Winters & Rural	Total Countywide
Emergency or Transitional Shelter	5	0	8	0	13
Someone else's home—inside and cannot stay for next 14 days	1	0	0	2	3
Hotel/motel paid for by agency	0	2	0	0	2
Parent, guardian, foster parent, group home and cannot stay for next 14 days	0	0	0	1	1
Sheltered	6	2	8	3	19
Outdoors or in public place	5	8	5	0	18
Someone else's home—outside	1	1	0	0	2
Garage	0	2	0	0	2
Car or RV with no hookups	0	0	0	1	1
Unsheltered	6	11	5	1	23
TOTAL	12	13	13	4	42
LENGTH OF STAY AT CURRENT LOCATION	Davis	West Sacramento	Woodland	Winters & Rural	Total Countywide
Less than 1 month	6	7	5	3	21
1-12 months	2	4	5	0	11
1-3 years	1	1	2	1	5
7 years or more	0	1	0	0	1
Unknown	3	0	1	0	4
TOTAL	12	13	13	4	42
LONGTERM OR CHRONICALLY HOMELESS	Davis	West Sacramento	Woodland	Winters & Rural	Total Countywide
Yes	4	4	5	0	13
No	4	8	7	4	23
Unknown	4	1	1	0	6
TOTAL	12	13	13	4	42
AGE	Davis	West Sacramento	Woodland	Winters & Rural	Total Countywide
19-24 years old	11	10	13	2	36
14-18 years old	1	3	0	2	6
TOTAL	12	13	13	4	42
GENDER	Davis	West Sacramento	Woodland	Winters & Rural	Total Countywide
Male	8	9	7	3	27
Female	0	4	5	1	10
Unknown	4	0	1	0	5
TOTAL	12	13	13	4	42

SEXUAL ORIENTATION	Davis	West Sacramento	Woodland	Winters & Rural	Total Countywide
Straight	5	10	5	3	23
Bisexual	1	1	0	0	2
No answer	6	2	8	1	17
TOTAL	12	13	13	4	42
RACE	Davis	West Sacramento	Woodland	Winters & Rural	Total Countywide
White	8	2	7	2	19
Hispanic/Latino	0	4	3	0	7
Black/African American	0	3	2	0	5
Asian	0	0	0	1	1
Native American/Alaskan Native	0	0	0	0	0
Native Hawaiian/Other Pacific Islander	0	0	0	0	0
Two or more races	0	4	0	1	5
Unknown	4	0	1	0	5
TOTAL	12	13	13	4	42
PHYSICAL, MENTAL, EMOTIONAL, DEVELOPMENTAL ISSUES (Check all that apply)	Davis	West Sacramento	Woodland	Winters & Rural	Total Countywide
Substance abuse	4	3	8	1	16
Chronic depression	5	3	1	1	10
PTSD	2	2	2	0	6
Serious mental health issue	0	2	2	1	5
Physical disability	0	2	1	1	4
Developmental disability	0	3	1	0	4
Chronic health condition	1	2	0	0	3
Traumatic brain injury	0	2	0	0	2
Anger	0	0	0	1	1
TOTAL	12	19	15	5	51
Only 1 issue reported	0	2	7	2	11
More than 1 issue reported	5	5	4	1	15
None reported	3	5	1	1	10
No answer	4	1	1	0	6
TOTAL	12	13	13	4	42
EDUCATION	Davis	West Sacramento	Woodland	Winters & Rural	Total Countywide
8th grade or less	0	1	0	0	1
9th—11th grade	1	8	1	2	12
12th grade, received diploma	3	2	4	1	10
Some college	3	0	0	1	4
Unknown	5	2	8	0	15
TOTAL	12	13	13	4	42

INVOLVEMENT IN CRIMINAL JUSTICE SYSTEM	Davis	West Sacramento	Woodland	Winters & Rural	Total Countywide
Before 18 years old					
Yes	3	3	4	1	11
No	4	9	4	3	20
Unknown	5	1	5	0	11
TOTAL	12	13	13	4	42
After 18 years old					
Yes	4	4	4	0	12
No	3	6	4	2	15
Unknown	4	0	5	0	9
N/A (under 18)	1	3	0	2	6
TOTAL	12	13	13	4	42
PARENT OR LEGAL GUARDIAN	Davis	West Sacramento	Woodland	Winters & Rural	Total Countywide
Yes	0	2	4	0	6
No	8	8	2	4	22
Unknown	4	3	7	0	14
TOTAL	12	13	13	4	42
FOSTER CARE	Davis	West Sacramento	Woodland	Winters & Rural	Total Countywide
Yes	7	4	0	0	11
No	4	8	13	4	29
Unknown	1	1	0	0	2
TOTAL	12	13	13	4	42
SERVICES UNABLE TO OBTAIN (check all that apply)	Davis	West Sacramento	Woodland	Winters & Rural	Total Countywide
Emergency Shelter	3	5	0	2	10
Supportive housing or housing vouchers	2	4	0	1	7
Food	2	5	3	1	11
Financial assistance	1	5	1	1	8
Transportation	1	3	0	2	6
Drug, alcohol services	1	2	2	0	5
Job training	3	1	0	0	4
Clothing	2	2	1	0	5
Mental health/Counseling	1	3	0	1	5
Dental/Vision	0	1	1	1	3
Legal Services	1	1	0	0	2
TOTAL	17	32	8	9	66

WHY UNABLE TO OBTAIN SERVICES (check all that apply)	Davis	West Sacramento	Woodland	Winters & Rural	Total Countywide
Lack of transportation	1	4	0	1	6
Felt uncomfortable	0	3	1	2	6
Did not know where to go	1	2	1	2	6
Did not follow through	0	2	1	1	4
Did not have ID	1	0	0	1	2
Physical mobility issues	0	2	0	0	2
Did not qualify	1	0	0	0	1
Lack of motivation	1	0	0	0	1
Not ready	1	0	0	0	1
Substance abuse	0	1	0	0	1
TOTAL	6	14	3	7	30
SERVICES CURRENTLY ACCESSING (check all that apply)	Davis	West Sacramento	Woodland	Winters & Rural	Total Countywide
Free meals	5	6	3	1	15
Drop-in/Shelter day services	3	0	1	0	4
Bus passes	1	3	0	0	4
Health services	1	2	0	1	4
CalFresh (food stamps)	1	1	0	1	3
Alcohol, drug counseling	0	0	1	1	2
Emergency shelter	1	1	0	0	2
Job services	0	1	0	0	1
Legal assistance	0	0	0	1	1
Immigration services	1	0	0	0	1
Mental health services	0	0	0	1	1
No services	1	2	1	1	5
TOTAL	14	16	6	7	43

RESPONDENT COMMENTS—What would you change for young people in our community?

DAVIS	WEST SACRAMENTO	WOODLAND	WINTERS AND RURAL
<p>“More free food, job services”</p> <p>“Use finances better, better work ethic”</p> <p>“People to be more open & compassionate”</p> <p>“Both parents should provide for their children”</p>	<p>“More safe places to stay”</p> <p>“Better job training for young people”</p> <p>“Stop using so many drugs”</p> <p>“Job placement for young adults”</p> <p>“More help for kids my age to keep off the streets”</p> <p>“To have shelter for the young people who end up homeless”</p> <p>“Don’t do drugs”</p> <p>“They need a safe place to go if they can’t be with their family”</p>	<p>“Better community services”</p> <p>“More things to do for young people”</p> <p>“More things to do”</p> <p>“Better community centers, more to do for the youth”</p>	<p>“I would like young people to be informed about all the resources they have close by and that there are places that are willing to help”</p>