



# YOLO COUNTY

## 2014 Agricultural CROP REPORT

# Yolo County Department of Agriculture and Weights & Measures

"We exist to satisfy the needs of our clients not just to produce an output." (Unknown Author)

## YOLO COUNTY STRATEGIC GOALS

- Advance innovation
- Champion job creation and economic opportunities
- Collaborate to maximize success
- Enhance and sustain the safety net
- Preserve and ensure safe and crime free communities
- Preserve and support agriculture
- Protect open space and the environment
- Provide fiscally sound, dynamic and responsive services



## VISION

Our vision is to serve agriculture, the business community and the residents of Yolo County, through collaboration and partnership using the most efficient, effective and progressive means available, doing our part to ensure Yolo County has preserved agriculture and is a safe, healthy, and enjoyable environment in which to work, play and live.

## MISSION

Our mission is to promote and protect Yolo County agriculture and the environment, ensure the health and safety of our residents, and foster confidence and equity in the marketplace through the fair and equitable enforcement of the laws, regulations, and ordinances enacted by the people of the State of California and the County of Yolo.

## VALUES

Employees of the Department of Agriculture and Weights & Measures, in an effort to accomplish the Department's Vision and Mission, share these values in the course of our work and our employment with Yolo County.

Honesty	Integrity	Trust
Enthusiasm	Courtesy	Customer Service
Initiative	Continuous Improvement	
Good Stewardship of Scarce Public Resources		
Personal and Professional Growth		
Respect and Tolerance of the Rights and Beliefs of Others		



# County of Yolo

70 Cottonwood Street

Woodland, California 95695-2557

(530)666-8140

FAX (530)662-6094

**John Young**  
AGRICULTURAL COMMISSIONER  
SEALER OF WEIGHTS AND MEASURES

June 2015

Karen Ross, Secretary, California Department of Food and Agriculture and Honorable Board of Supervisors, County of Yolo

Pursuant to the provisions of Sections 2279 and 2272 of the California Food and Agricultural Code, I am pleased to present the Yolo County Crop Report for 2014. This annual publication summarizes the acreage production and valuation of Yolo County's agricultural commodities. These figures denote gross value of production and do not attempt to reflect net farm income.

The gross value of Yolo County's agricultural production for 2014 was \$801,205,000 an all-time high, and an increase of 11% from 2013. This increase reflects overall higher price per unit for commodities and increases in acreage. Nut crops (walnuts and almonds) exhibited marked increases in price per unit from 2013 with total farm gate values 39% higher for the 2014 cropping season.

Processing tomatoes remain Yolo County's leading commodity with a gross value of \$151,714,000. Almonds, walnuts, rice, and wine grapes remain in the top five commodities according to gross value, with almonds moving to the number two position ahead of grapes. Alfalfa, organic production, sunflower seed, cattle and calves, and wheat round out the top ten commodities for 2014.

I would like to express my appreciation to all the farmers, ranchers, and agencies who contributed data making this report possible. Special recognition for the compilation of this report goes to Jenni King, Cecilia Gonzales, Dennis Chambers, and Leslie Churchill.

To see this or any previous crop reports online, or to learn about the programs and services provided by the Yolo County Department of Agriculture, visit: [www.yolocounty.org/ag](http://www.yolocounty.org/ag).

Respectfully submitted,

John Young  
Agricultural Commissioner

# TABLE OF CONTENTS

Top 20 Commodities .....	4
Vegetable Crops .....	5
Organic Production .....	5
Nursery Products .....	5
Wine Grapes .....	6
Field Crops .....	7
Seed Crops .....	8
Fruit & Nut Crops .....	8
Export Partners .....	9
Apiary, Livestock, & Poultry Products .....	10
Commodity Summary .....	10
Sustainable Agriculture .....	11
Community Supported Agriculture .....	13
Farmers Markets .....	13
Yolo County Wine Tasting Rooms .....	14
Farm to School Yolo.....	15
Ag in the Classroom .....	16
Yolo Food Bank .....	17

# TOP 20 COMMODITIES

<b>Commodity</b>	<b>2014</b>	<b>2013</b>	<b>2012</b>
1. Tomatoes, Processing	\$ 151,714,000	\$ 107,881,000	\$ 111,567,000
2. Almonds (Meats)	\$ 107,409,000	\$ 69,361,000	\$ 41,412,000
3. Walnuts (All)	\$ 76,399,000	\$ 62,669,000	\$ 49,284,000
4. Rice <sup>1</sup>	\$ 69,202,000	\$ 62,738,000	\$ 60,012,000
5. Grapes, Wine (All)	\$ 68,960,000	\$ 69,493,000	\$ 66,293,000
6. Hay, Alfalfa	\$ 55,246,000	\$ 52,657,000	\$ 51,446,000
7. Organic Production (All)	\$ 52,383,000	\$ 60,112,000	\$ 40,162,000
8. Sunflower Seed	\$ 28,921,000	\$ 27,997,000	\$ 23,218,000
9. Cattle and Calves	\$ 20,327,000	\$ 18,241,000	\$ 17,289,000
10. Wheat	\$ 14,771,000	\$ 19,816,000	\$ 20,435,000
11. Hay, Grain <sup>2</sup>	\$ 13,143,000	\$ 6,365,000	\$ 4,847,000
12. Nursery (All) <sup>3</sup>	\$ 13,053,000	\$ 15,102,000	\$ 12,793,000
13. Plums (Dried)	\$ 9,773,000	\$ 4,223,000	\$ 6,077,000
14. Corn, Field	\$ 9,489,000	\$ 23,461,000	\$ 29,796,000
15. Olives (Oil)	\$ 7,322,000	\$ 7,441,000	\$ 2,131,000
16. Apiary <sup>4</sup>	\$ 7,120,000	\$ 6,445,000	\$ 5,549,000
17. Pasture and Grass Seed	\$ 5,653,000	\$ 4,938,000	\$ 4,357,000
18. Safflower	\$ 3,625,000	\$ 3,857,000	\$ 5,238,000
19. Almonds (Hulls)	\$ 3,509,000	\$ 2,128,000	-
20. Sheep and Lambs	\$ 2,018,000	\$ 1,668,000	\$ 2,148,000

<sup>1</sup> Includes seed. Values include Federal Rice Payments.

<sup>2</sup> Includes oat, ryegrass, sudangrass, and volunteer hay

<sup>3</sup> Includes bareroot, benchcraft, budwood, cuttings, trees, container stock, organic transplants, and transplants.

<sup>4</sup> Includes honey, pollination, package bees, queens, colonies and wax.



## VEGETABLE CROPS

Crop	Year	Production			Value	
		Harvested Acres	Per Acre	Total Tons	Per Ton	Total
Tomatoes, Processing	2014	39,845	45.54	1,814,541	\$ 83.61	\$ 151,714,000
	2013	34,558	44.45	1,536,103	\$ 70.23	\$ 107,881,000
Miscellaneous <sup>1</sup>	2014	5,699				\$ 22,686,000
	2013	5,972				\$ 21,245,000
<b>TOTAL</b>	<b>2014</b>	<b>45,544</b>				<b>\$ 174,400,000</b>
	<b>2013</b>	<b>40,530</b>				<b>\$ 129,126,000</b>

<sup>1</sup> Miscellaneous-Asparagus, broccoli, carrot, cucumber, garlic, leek, lettuce, melon (including honeydew), peppers, pumpkin, squash, sweet corn, tomato (fresh), watermelon, and other truck crops.

## ORGANIC PRODUCTION

	Year	Acres	Total
Production, Organic	*2014	13,495	\$ 35,351,000
	*2013	34,100	\$ 47,877,000
Fresh Market, Organic	2014	1,433	\$ 17,032,000
	2013	1,356	\$ 12,235,000
<b>TOTAL</b>	<b>2014</b>	<b>14,928</b>	<b>\$ 52,383,000</b>
	<b>2013</b>	<b>35,456</b>	<b>\$ 60,112,000</b>

\* Includes organic rangeland.

## NURSERY PRODUCTS

	Year	Acre	Total
Propagative Stock <sup>2</sup>	2014	337	\$ 4,180,000
	2013	262	\$ 4,171,000
Nursery Stock <sup>3</sup>	2014	85	\$ 8,873,000
	2013	85	\$ 10,931,000
<b>TOTAL</b>	<b>2014</b>	<b>422</b>	<b>\$13,053,000</b>
	<b>2013</b>	<b>347</b>	<b>\$15,102,000</b>


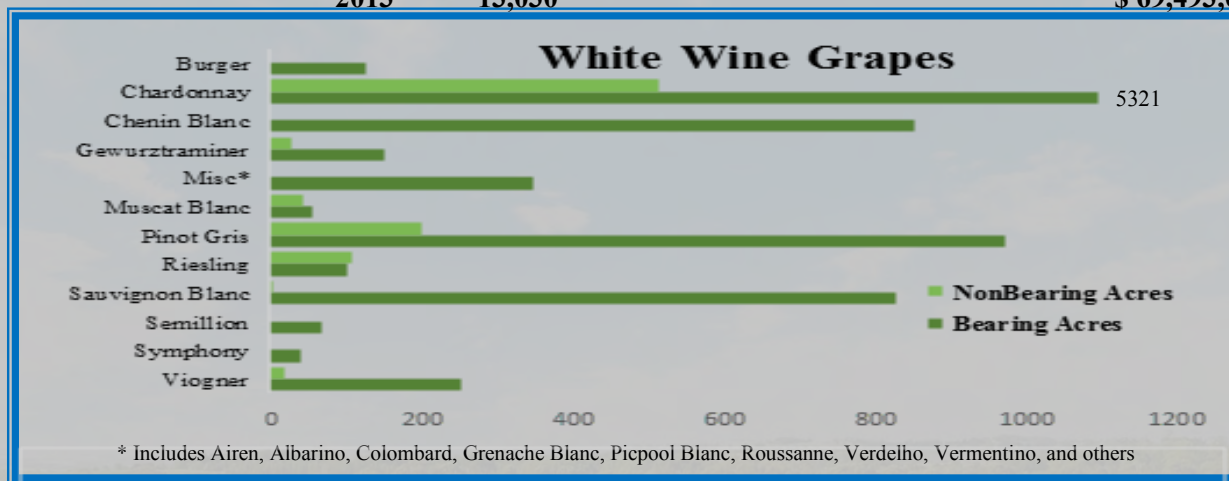
<sup>2</sup> Includes bareroot, benchgraft, budwood and cuttings.

<sup>3</sup> Includes trees, container stock, organic transplants, and transplants.


# WINE GRAPES



Crop	Year	Production			Value	
		Harvested Acres	Per Acre	Total Tons	Per Ton	Total
Wine Grapes (Red)	2014	3,463	6.14	21,263	\$ 980.24	\$ 20,843,000
	2013	3,651	6.35	23,184	\$ 828.41	\$ 19,206,000
Wine Grapes (White)	2014	9,115	7.85	71,553	\$ 672.47	\$ 48,117,000
	2013	9,379	8.30	77,846	\$ 645.98	\$ 50,287,000
	<b>2014</b>	<b>12,578</b>				<b>\$ 68,960,000</b>
	<b>2013</b>	<b>13,030</b>				<b>\$ 69,493,000</b>



# FIELD CROPS



Crop	Year	Production			Value	
		Harvested Acres	Per Acre	Total Tons	Per Ton	Total
Corn, Field	2014	6,917	5.50	38,044	\$ 249.43	\$ 9,489,000
	2013	19,368	5.83	112,915	\$ 207.78	\$ 23,461,000
Hay, Alfalfa	2014	37,093	6.00	222,558	\$ 248.23	\$ 55,246,000
	2013	41,030	6.22	255,207	\$ 206.33	\$ 52,657,000
Hay, Grain <sup>1</sup>	2014	17,786	3.00	53,358	\$ 246.32	\$ 13,143,000
	2013	15,978	2.67	42,661	\$ 149.21	\$ 6,365,000
Pasture, Irrigated	2014	16,131			* \$ 136.00	\$ 2,194,000
	2013	11,500			* \$ 145.00	\$ 1,668,000
Pasture, Dry	2014	15,466			* \$ 23.25	\$ 360,000
	2013	116,200			* \$ 12.40	\$ 1,441,000
Rice <sup>2</sup>	2014	39,325	4.22	165,952	\$ 417.00	\$ 69,202,000
	2013	38,432	4.21	161,799	\$ 387.75	\$ 62,738,000
Safflower	2014	7,170	1.00	7,170	\$ 505.56	\$ 3,625,000
	2013	7,808	0.97	7,574	\$ 509.22	\$ 3,857,000
Wheat	2014	29,185	2.34	68,293	\$ 216.29	\$ 14,771,000
	2013	33,276	2.48	82,524	\$ 240.13	\$ 19,816,000
Miscellaneous <sup>3</sup>	2014	6,887				\$ 17,051,000
	2013	88,744				\$ 19,474,000
<b>Total</b>	<b>2014</b>	<b>175,960</b>				<b>\$ 185,081,000</b>
	<b>2013</b>	<b>372,336</b>				<b>\$ 191,477,000</b>

<sup>1</sup> Includes oat, ryegrass, sudangrass, triticale hay, volunteer hay, and wheat hay.

<sup>2</sup> Includes seed. Values include Federal Rice Payments.

<sup>3</sup> Includes barley, canola, dry beans, milo, oats, screenings, straw, triticale, and wild rice. Screenings are generated by the mill, not by the grower.

\* Indicates value per acre



## SEED CROPS



Certified Seed	Year	Harvested		Non-Certified Seed	Year	Harvested	
		Acres	Total Value			Acres	Total Value
Small Grain	2014	1,632	\$ 924,000	Pasture and Grass	2014	699	\$ 5,653,000
	2013	2,551	\$ 1,501,000		2013	588	\$ 4,938,000
Sunflower	2014	17,754	\$ 28,921,000	Vine Seed	2014	0	\$ -
	2013	24,491	\$ 27,997,000		2013	1,163	\$ 2,074,000
Miscellaneous <sup>1</sup>	2014	4,819	\$ 18,274,000	Miscellaneous <sup>2</sup>	2014	2,070	\$ 2,765,000
	2013	5,969	\$ 21,793,000		2013	1,000	\$ 4,329,000
<b>Total</b>	<b>2014</b>	<b>24,205</b>	<b>\$48,119,000</b>	<b>Total</b>	<b>2014</b>	<b>2,769</b>	<b>\$ 8,418,000</b>
	<b>2013</b>	<b>33,011</b>	<b>\$51,291,000</b>		<b>2013</b>	<b>2,751</b>	<b>\$11,341,000</b>

<sup>1</sup>Includes alfalfa, beans, canola, carrots, cole crops, corn, cucumbers, melons, onions, rice, safflower, sorghum/sudan, squash, tomatoes, turnips, and watermelons.

<sup>2</sup>Includes artichokes, carrots, cole crops, corn, melons, onions, rice, and soybeans.

## FRUIT & NUT CROPS

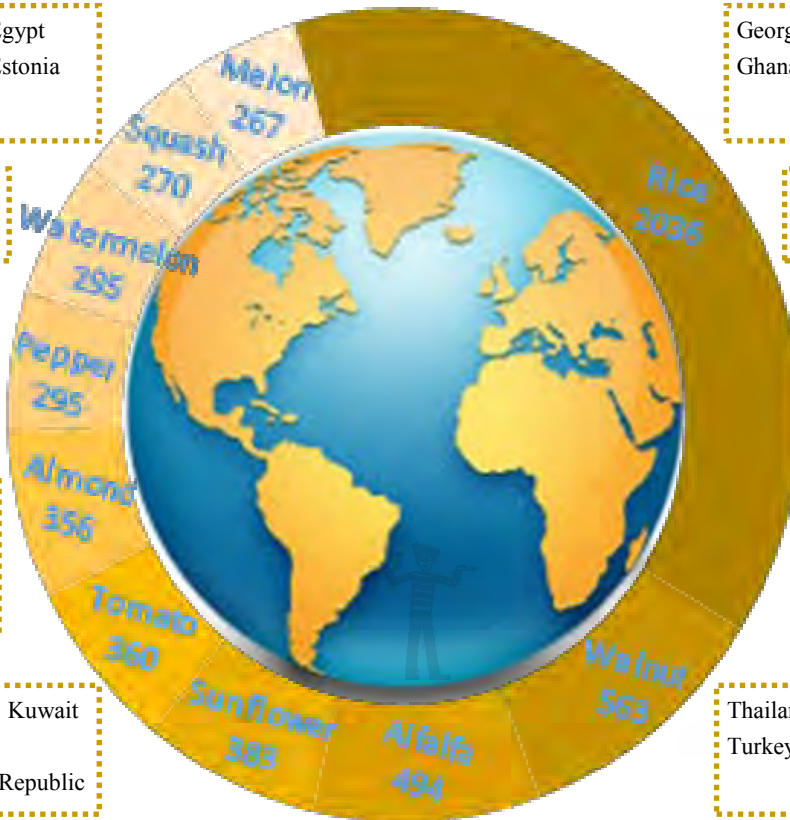
Type	Year	Production			Value	
		Harvested Acres	Per Acre	Total Tons	Per Ton	Total
Almond (Meats)	2014	19,891	1.00	19,891	\$5,399.88	\$ 107,409,000
	2013	17,737	0.93	16,495	\$4,205.00	\$ 69,361,000
Almond (Hulls)	2014	19,891		23,869	\$147.00	\$ 3,509,000
	2013	17,737		21,279	\$100.00	\$ 2,128,000
Olives (Oil)	2014	3,686	3.35	12,348	\$593.00	\$ 7,322,000
	2013	3,107	3.64	11,309	\$658.00	\$ 7,441,000
Plums, Dried	2014	1,820	2.35	4,277	\$2,280.00	\$ 9,773,000
	2013	1,746	1.63	2,846	\$1,484.00	\$ 4,223,000
Walnuts, All	2014	15,279	1.44	22,002	\$3,472.38	\$ 76,399,000
	2013	14,400	1.32	19,008	\$3,297.00	\$ 62,669,000
Miscellaneous <sup>1</sup>	2014	3,869				\$ 14,746,000
	2013	1,699				\$ 14,281,000
<b>Total</b>	<b>2014</b>	<b>64,436</b>				<b>\$ 219,158,000</b>
	<b>2013</b>	<b>56,426</b>				<b>\$ 160,103,000</b>

<sup>1</sup>Includes apples, apricots, blackberries, blueberries, cherries, chestnuts, citrus, figs, jujubes, kiwis, mulberries, nectarines, oranges, peaches, pears, persimmons, pistachios, plums, pomegranates, strawberries, and table grapes.

### Acres Statistics 2014

<u>Crop</u>	<u>Bearing Acres</u>	<u>Non-Bearing Acres</u>	<u>Total Acres</u>
Almond	19,891	7,941	27,832
Walnut	15,279	1,041	16,320
Olives	3,686	281	3,967

# YOLO COUNTY 2014 EXPORT PARTNERS



Afghanistan  
Algeria  
Angola  
Argentina  
Armenia  
Australia  
Austria

Bahrain  
Belarus  
Belgium  
Brazil

Canada  
Chile  
China  
Columbia  
Costa Rica  
Cyprus  
Czech Republic

Denmark  
Dominican Republic

Ecuador  
Egypt  
El Salvador  
Estonia  
Ethiopia

Georgia  
Germany  
Ghana  
Greece  
Guatemala

Finland  
France  
French Polynesia

Honduras  
Hong Kong  
Hungary

Japan  
Jordan

Latvia  
Lebanon  
Libya

Malaysia  
Mali  
Mauritius  
Mexico  
Mongolia  
Morocco

India  
Indonesia  
Iraq  
Ireland  
Israel  
Italy  
Iran, Islamic Republic of

Kenya  
Kuwait  
Korea, Republic of  
Korea, Democratic People's Republic

Thailand  
Tunisia  
Turkey  
Turkmenistan  
Trinidad and Tobago

Netherlands  
New Zealand  
Nicaragua  
Norway  
Oman

Uganda  
Ukraine  
United States  
United Kingdom  
United Arab Emirates


Qatar  
Romania  
Russian Federation

Pakistan  
Panama  
Peru  
Philippines  
Poland  
Portugal  
Papua New Guinea

Vietnam  
Venezuela, Bolivarian Republic of

Saudi Arabia  
Serbia  
Singapore  
Slovenia  
South Africa  
Spain  
Sweden  
Switzerland

## LIVESTOCK & POULTRY



Commodity	Year	Livestock & Poultry Production		Value	
		Head	Cwt.	Per Cwt.	Total
Cattle and Calves	2014	18,944	109,875	\$ 185.00	\$ 20,327,000
	2013	19,725	133,143	\$ 137.00	\$ 18,241,000
Sheep and Lambs	2014	11,940	13,731	\$ 147.00	\$ 2,018,000
	2013	12,640	13,904	\$ 120.00	\$ 1,668,000
Miscellaneous <sup>1</sup>	2014				\$ 923,000
	2013				\$ 982,000
<b>Total</b>	<b>2014</b>				<b>\$ 23,268,000</b>
	<b>2013</b>				<b>\$ 20,891,000</b>

### Apiary, Livestock & Poultry Products

Commodity	Year	Total
Apiary <sup>2</sup>	2014	\$ 7,120,000
	2013	\$ 6,445,000
Miscellaneous <sup>3</sup>	2014	\$ 1,245,000
	2013	** \$ 1,256,000
<b>Total</b>	<b>2014</b>	<b>\$ 8,365,000</b>
	<b>2013</b>	<b>\$ 7,701,000</b>

<sup>1</sup>Includes poultry, hogs, slaughter sheep, and game birds

<sup>2</sup>Includes honey, pollination, package bees, queens, colonies, and wax.


<sup>3</sup>Includes eggs, milk and wool.

\*\*corrected from 2013 crop report

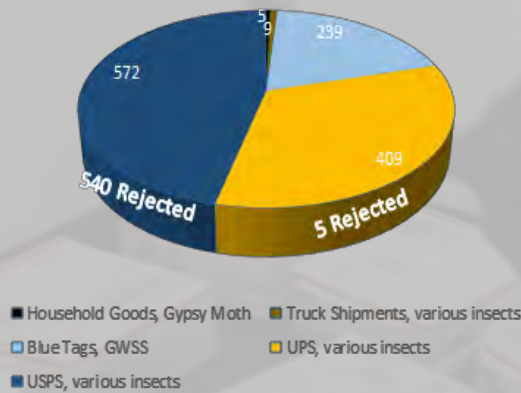
## COMMODITY SUMMARY

Commodity	2014	2013	2012
Field Crops	\$185,081,000	\$191,477,000	\$193,849,000
Fruit and Nut Crops	\$219,158,000	\$160,104,000	\$110,146,000
Vegetable Crops	\$174,400,000	\$129,125,000	\$126,453,000
Wine Grapes	\$68,960,000	\$69,493,000	\$66,293,000
Seed Crops	\$56,537,000	\$62,631,000	\$57,631,000
Organic Production	\$52,383,000	\$60,112,000	\$40,162,000
Livestock and Poultry	\$23,268,000	\$20,891,000	\$20,383,000
Nursery Products	\$13,053,000	\$15,102,000	\$12,793,000
Apiary, Livestock, and Poultry Products	\$8,365,000	\$12,700,000	\$11,506,000
<b>Total</b>	<b>\$801,205,000</b>	<b>\$721,635,000</b>	<b>\$639,216,000</b>

# Sustainable Agriculture Report 2014



Pest Exclusion Inspections



In 2014, Yolo County Staff inspected 899 certified fields which amounted to over 22,500 acres. Most fields are inspected twice for diseases of concern and must pass inspection to meet certified seed standards. Yolo County Staff work diligently to keep destructive pests and diseases from affecting county agriculture.

Some insects and plant diseases are world renowned for the destruction they cause to agriculture, urban landscapes, and forests. Most of these pests are exotic to Yolo County, and could quickly infest a territory as rich in agriculture as ours. The Agricultural Commissioner's office maintains a diligent Exclusion program to prevent pests from entering our borders. Inspectors keep watch over incoming plant shipments to nurseries, farms, research facilities, box stores, and individuals. In 2014, over 1200 plant shipments were inspected and 545 were rejected for Federal or State Quarantine violations for live pest finds. Yolo County led the State in pest interceptions at the USPS in California for 2014. Over 150 serious pests were stopped from entering the 20 County delivery area covered by the Postal Sectional Center in West Sacramento. Funding was obtained from State and Federal sources to increase inspections in 2015.

## PEST EXCLUSION

### Pest Exclusion

Crops	Mechanism	Scope of Program
Export Commodities	Federal & Domestic Certification	6608 certificates issued
Export Seed	Field Inspection	899 sites/22,568 acres

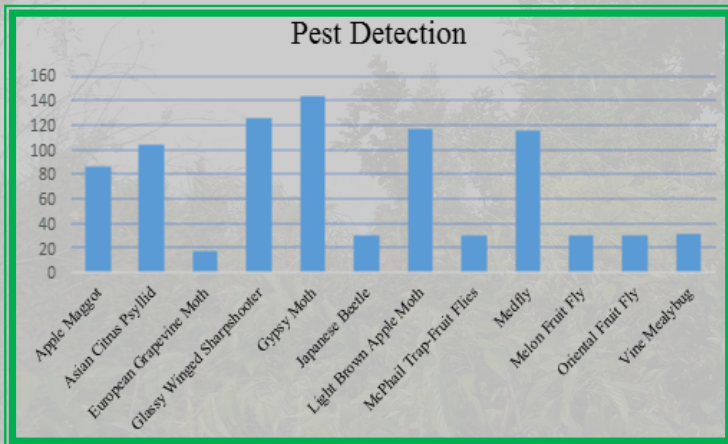
## ORGANIC FARMING

### Organic Farming

#### Number of Registered Farms

- 91 Farms registered organic
- 33 Farms certified organic by Yolo Certified Organic Agriculture (YCOA)

# Sustainable Agriculture Report 2014



Yolo County also keeps a comprehensive Detection Program, as a second line of defense and early warning system against inadvertent pest introductions. This system of insect trapping identifies foreign pests before they can become established, avoiding major financial and environmental impacts. In 2014 over 1,000 Yolo County residents cooperated to host residential traps for Mediterranean, Oriental, and Melon Fruit Flies; Gypsy Moth, Japanese Beetle, Glassy-winged Sharpshooter, and Light Brown Apple Moth. Additional Glassy-winged Sharpshooter traps were placed in plant nurseries. European Grapevine Moth and Apple Maggot traps were situated among corresponding host crops. In total, traps were checked 5,000 times by Yolo County Pest Detection Trappers. In 2014, 3 instances of Apple Maggot were intercepted in a limited area. No other targeted insects were detected.

## Biological Control

Pest	Agent/Mechanism	Scope of Program
Puncture Vine	Seedhead Weevil	Countywide
<i>Tribulus terrestris</i>	<i>Microlarinus lareynil</i>	
Yellow Starthistle	Seedhead Weevil	Countywide
<i>Centaurea solstitialis</i>	<i>Bandastemus orientalis</i>	
	Hairy Weevil	Countywide
	<i>Eustenopus villosus</i>	
	Yello Starthistle Rust	4 Sites
	<i>Puccinia jaceae var. solstitialis</i>	
Ash Whitefly	Parastic Wasps	Countywide
<i>Syphoninus phillyreae</i>	<i>Encarsia parenopea</i>	

## Yolo County Community Supported Agriculture

### Farm Fresh to You

Farming organically since 1976  
Home delivered CSA boxes  
23808 State Highway 16, Capay, CA 95607  
(800) 796-6009                      [www.farmfresh toyou.com](http://www.farmfresh toyou.com)

### Full Belly Farm

Founded in 1985 in the Capay Valley  
200 acre highly diversified organic farm  
P.O. Box 251, Guinda, CA 95637  
(530) 796-2214                      [www.fullbellyfarm.com](http://www.fullbellyfarm.com)

### Good Humus Produce

Founded in the 1970s by Jeff & Annie Main  
Small, diversified, organic family farm  
12255 County Road 84A, Capay, CA 95607  
(530) 787-3187                      [www.goodhumus.com](http://www.goodhumus.com)

Community Supported Agriculture (CSA) consists of members or "shareholders" of a farm or garden who cover the anticipated costs of the farm operation and farmer's salary. The consumer joins a CSA program and purchases, in advance, a share of the farm's crop each week, delivered to a predetermined spot, usually near the customer's home or worksite.



### Live Oak Farm

Small organic farm located in the Capay Valley  
Vegetables, fruits, nuts, olives for olive oil, and flowers  
P.O. Box 73, Rumsey, CA 95679  
3880 Highway 16, Rumsey, CA  
(530) 796-4084

### Pacific Star Gardens

Owned by Robert & Debra Ramming  
20872 County Road 99, Woodland, CA 95695  
(530) 666-7308                      [pacificstargardens@yahoo.com](mailto:pacificstargardens@yahoo.com)

### Riverdog Farm

Owned by Trini Campbell & Tim Mueller  
200 acre organic farm in the Capay Valley  
P.O. Box 42, Guinda, CA 95637  
(530) 796-3802                      [www.riverdogfarm.com](http://www.riverdogfarm.com)

### Terra Firma Farm

Founded by Paul Holmes in 1990, partnered with Paul Underhill  
99 acre organic fruit and vegetable farm  
P.O. Box 836, Winters, CA 95694  
(530) 756-2800                      [www.terrafirmafarm.com](http://www.terrafirmafarm.com)

## Yolo County Certified Farmers Markets

The certified farmers market concept is an effort to re-establish the traditional link between farmers and consumers. Certified farmers markets are locations approved by the agricultural commissioner where certified farmers offer for sale only those agricultural products they grow themselves.

### Davis Farmers Market

Central Park, 4th & C Street, Davis  
[www.davisfarmersmarket.org](http://www.davisfarmersmarket.org)  
March through October:  
November through February:  
All Year:

Wednesdays 4:30 p.m.-8:30 p.m.  
Wednesdays 2:00 p.m.-6:00 p.m.  
Saturdays 8:00 a.m.-1:00 p.m.

### UC Davis Farmers Market

University of California, Davis, Silo building outside plaza  
March through November:                      Wednesdays 9:30 a.m.-2:30 p.m.

### Sutter Davis Hospital Farmers Market

2000 Sutter Place, Davis  
May through August:                      Thursdays 10:00 a.m.-2:00 p.m.

### West Sacramento Farmers Market

1271 West Capital Avenue, West Sacramento  
June through September:                      Thursdays 4:30 p.m.-7:30 p.m.

### Woodland Certified Farmers Market

Heritage Plaza at Main and Second Streets, Woodland  
May through October:                      Saturdays 9:00 a.m.-12:00 p.m.

### Woodland Certified Farmers Market

**Woodland Healthcare Campus**  
1325 Cottonwood Street, Woodland  
May through October:                      Tuesdays 4:30 p.m.-7:00 p.m.

# Yolo County Wine Tasting Rooms



## Berryessa Gap Vineyards

15 Main Street, Winters  
(530) 795-3201  
[www.berryessagap.com](http://www.berryessagap.com)  
Thursdays 4:30 p.m.-8:30 p.m.  
Friday & Saturday 11:30 a.m.-8:30 p.m.  
Sunday 11:30 a.m.-4:30 p.m.

## Berryessa Gap Winery & Tasting Room

27260 Highway 128, Winters  
Tuesday-Sunday 11:00 a.m.-4:00 p.m.  
or by appointment

## Bogle Vineyards

37783 County Road 144, Clarksburg  
(916) 744-1139  
[www.boglewinery.com](http://www.boglewinery.com)  
Monday-Friday 10:00 a.m.-5:00 p.m.  
Saturday & Sunday 11:00 a.m.-5:00 p.m.

## Capay Valley Vineyards

13757 State Highway 16, Brooks  
(530) 796-4110  
[www.capayvalleyvineyards.com](http://www.capayvalleyvineyards.com)  
Saturday & Sunday 12:00 p.m.-5:00 p.m.

## Fiddlehead Cellars Tasting Room & Business Office

606 Pena Drive, Suite 500, Davis  
(530) 756-4550  
[www.fiddleheadcellars.com](http://www.fiddleheadcellars.com)  
Open for weekend tastings  
by appointment

## Old Sugar Mill Ten Wineries, One Location

Draconis by Matt Powell  
Todd Taylor  
Three Wine Company  
Heringer Estates Family  
Vineyards & Winery  
Elevation Ten  
Rendez-vous Winery  
Merlo Family Vineyards  
Clarksburg Wine Company  
Due Vigne di Famiglia  
Carvalho Family Winery  
  
35265 Willow Avenue, Clarksburg  
(916) 744-1615  
[www.oldsugarmill.com](http://www.oldsugarmill.com)  
Daily 11:00 a.m.-5:00 p.m.

## River Grove Winery

52183 Clarksburg Road, Clarksburg  
(916) 744-9000  
[www.rivergrovewinery.com](http://www.rivergrovewinery.com)  
Call for dates, times, and  
locations of tastings

## RootStock Tasting Room and Gift Shop

22 Main Street, Winters  
(530) 794-6008  
[www.rootstockgifts.com](http://www.rootstockgifts.com)  
Wednesday 10:00 a.m.-6:00 p.m.  
Thursday-Saturday 10:00 a.m.-3:00 p.m.  
Live music Fridays 6:00 p.m.-8:00 p.m.

## Satiety Winery & Café

40101 County Road 25A, Woodland  
(530) 661-0680  
Monday-Sunday 11:00 a.m.-6:00 p.m.

## Turkovich Family Wines

304 Railroad Avenue, Winters  
(530) 795-3842  
[www.turkovichwines.com](http://www.turkovichwines.com)  
Sunday-Wednesday 12:00 p.m.-5:00 p.m.  
Thursday-Saturday 12:00 p.m.-9:00 p.m.  
or by appointment

## Additional Wineries Roots to Wine

Berryessa Gap Vineyards  
Capay Valley Vineyards  
Casey Flat Ranch  
Crew Wine Co.  
Julie LePla Winery  
Marketing Collaborative  
Putah Creek Winery  
Route 3 Wines  
Seka Hills  
[www.rootstowine.com](http://www.rootstowine.com)

# Farm to School Yolo



The Farm to School concept has deep roots in Yolo County with programs ranging from School Gardens to Nutrition Education to School Wellness Policy to Procurement of local food for local schools. Programs such as Davis Farm to School, Winters Farm to School, UC Cooperative Extension, WIC-Nutrition Education Obesity Prevention, Rural Innovations Sustainable Enterprise, Yolo Farm to Fork, and others are all part of the array of Farm to School activity in Yolo County. As a result, the county has enjoyed a robust and mature Farm to School movement that eventually led to the implementation of Farm to School elements being added to the Yolo County General Plan by the Board of Supervisors in 2010. After adding the concept of Farm to School to the General Plan, the Board subsequently assigned the project to the Yolo County Department of Agriculture.

In 2012, the Yolo County Department of Agriculture Specialized Services Unit jumpstarted a unique program focused on: food service staff, creating an online market for school food service use, tracking school food service (within 300 miles), procurement of products, and product evaluation.

Yolo County General Plan:

“Goal 6-B: Create an effective Farm-to-School program to bring fresh, locally grown/produced food to school meals and provide farm education programs.”

Department of Agriculture pursued and was granted a Specialty Crop Block Grant. This grant award was used for developing scratch cooking skills in school kitchen, writing a guidebook with recipes for food service growth in local procurement for local schools, farmer trainings, and extension.

Finalized in 2015, the grant program has laid the foundation for new pathways for farms to access to the school food market. Likewise, local school districts have grown in their motivation and ability to purchase farm fresh product. From 2012-2015, we’ve seen more than \$400,000 in sales made between local farms and local school districts.

Currently, the Farm to School Yolo program at the Yolo County Ag Department is focused on :

- Helping farms make sales to schools
- Helping farms acquire needed 3<sup>rd</sup> party food safety certification
- Foraging for particular products or crops on behalf of school districts



## 2014-15 School Year Harvest of the Month

Month	Featured Fruit	Featured Vegetables
August	Stone Fruit	Zucchini
September	Apples	Tomatoes
October	Pears	Sweet Peppers
November	Persimmons	Cauliflower
December	Citrus	Cabbage
January	Citrus	Endives
February	Citrus	None
March	Dried Fruits & Nuts	Carrots
April	Strawberries	Asparagus
May	Strawberries	Spinach



# AG IN THE CLASSROOM

2014  
National Ag  
Week Art  
Contest Winners

**K**  
1ST PLACE



**Alicia Runninghawk-Vazquez**  
Esparto Elementary

**4th**  
1ST PLACE



**Skye Adams**  
Willett Elementary

**6th**  
1ST PLACE



**Amara Higgins**  
Birch Lane Elementary

**1st**  
1ST PLACE



**Daniela Tamayo-Moreno**  
Plainfield Elementary

**5th**  
1ST PLACE



**Andreas Olvera**  
Plainfield Elementary

**2nd**  
1ST PLACE



**Miya Alamares**  
Zamora Elementary

**3rd**  
1ST PLACE



**Maya Delaney**  
St. James School

## Second Place

- Kindergarten-Rylee Villegas**  
Zamora Elementary Mrs. Ritcher
- 1st Grade-Noah Jauregui**  
Zamora Elementary Mrs. Imbach
- 2nd Grade-Emily Fierro**  
Esparto Elementary Mrs. Spalding
- 3rd Grade-Joanna Shields**  
Pioneer Elementary Mrs. Batha
- 4th Grade-Cameron Donald**  
Pioneer Elementary Cathy West
- 5th Grade Namrata Paudel**  
Prairie Elementary Mr. Soltero
- 6th Grade-Beth Delgado**  
Zamora Elementary Ms. Welty

- Kindergarten 3rd-Alejandro Ramos  
Waggoner Elementary Mrs. Camilla
- Kindergarten 4th-Molly Terry  
Zamora Elementary Ms. Hagopian

- First Grade 3rd- Isha Khab  
Zamora Elementary Mrs. Grose
- First Grade 4th-Riley Valle  
Esparto Elementary Ms. Anderson

- Second Grade 3rd-Rachael Amen  
Gibson Elementary Mrs. Jarnagin
- Second Grade 4th-Riley Cramer  
Waggoner Elementary Mrs. Bryant

- Third Grade 3rd-Emily Dodic  
Winters Elementary Rachel Skinner
- Third Grade 4th-Paige Sharp  
Sci-Tech Academy Karen Flory

- Fourth Grade 3rd-Alexis Fried  
Westmore Oaks Mrs. Butler
- Fourth Grade 4th-Jordan Cruz  
Holy Cross School Ms. Lisa Mann

- Fifth Grade 3rd-Mia Trujillo  
Esparto Elementary Mrs. Pinter
- Fifth Grade 4th-Paige Telles  
Birch Lane Elementary Palow

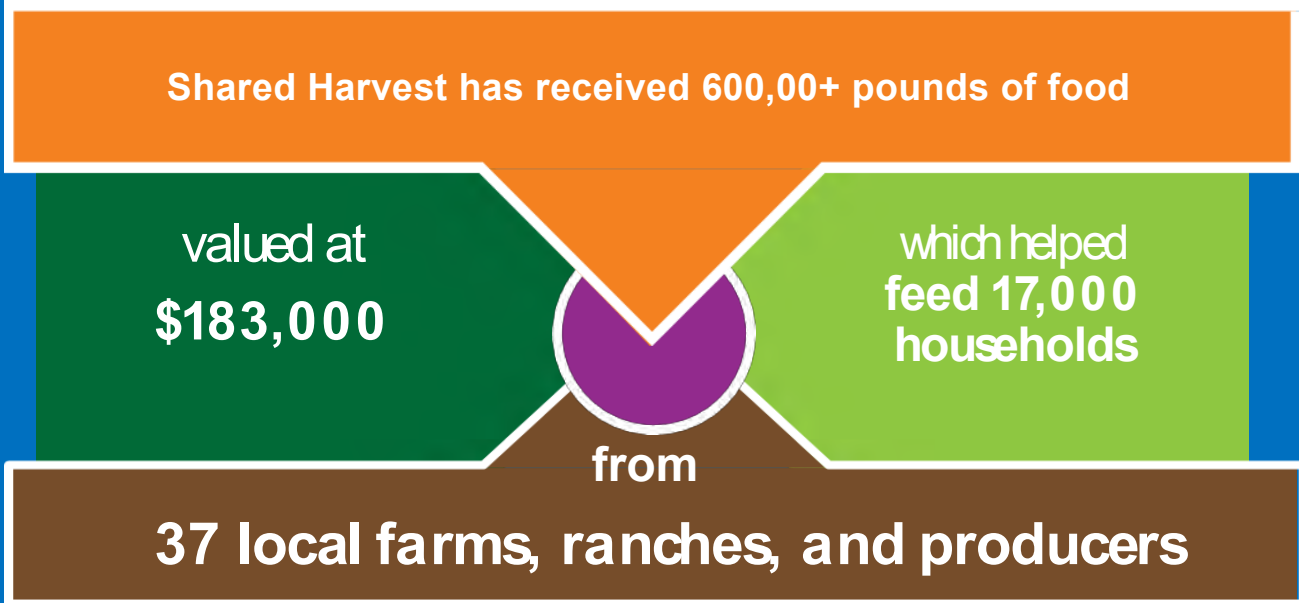
- Sixth Grade 3rd-Lizeth Bermudez  
Esparto Middle School Mrs. Pokswinski
- Sixth Grade 4th-Juliet Moody  
Birch Lane Elementary Ms. Palow

This year's crop report would like to spotlight Yolo Food Bank. We recognize their diligence and hard work in helping to provide food for food closets, faith-based organizations, emergency shelters, migratory centers, soup kitchens, low-income housing sites, after-school programs, senior housing, Family Resource Centers, Summer Lunch Program and residential programs in Yolo County. In addition to these programs, Yolo Food Bank also helps to provide nutritious food to the 35,000 plus individuals in Yolo County who experience food insecurity.

Yolo County's local growers and ranchers generously donate farm-fresh produce, fresh eggs, tree fruits, and nuts. The Yolo Food Bank, with the help of over 300 volunteers, then receives, sorts, and repacks the donated items for distribution.

Yolo Food Bank's Shared Harvest program works with growers to obtain fresh local produce from Yolo County farms and orchards for distribution through its various programs

Since the program's inception in the summer of 2013,



Yolo Food Bank is eternally grateful for the ongoing support that it receives from our agricultural community and to the sharing of their harvest.

If you are interested in participating in Shared Harvest, contact Kevin Sanchez at the Yolo Food Bank.

530-668-0690 X101

[kevin@yolofoodbank.org](mailto:kevin@yolofoodbank.org)



## **Board of Supervisors**

Supervisor Matt Rexroad, Chair, District 3  
Supervisor Jim Provenza, Vice-Chair, District 4  
Supervisor Oscar Villegas, District 1  
Supervisor Don Saylor, District 2  
Supervisor Duane Chamberlain, District 5

## **County Administrator**

Patrick S. Blacklock

## **Department of Agriculture and Weights & Measures Staff**

John Young, Agricultural Commissioner, Sealer of Weights and Measures  
Dennis Chambers, Chief Deputy Agricultural Commissioner, Sealer of  
Weights and Measures

Barbara Christopherson, Office Support Specialist  
Leslie Churchill, Administrative Assistant  
Amy DelBondio, Agricultural and Standards Inspector  
Cecilia Gonzales, Administrative Clerk  
David Guerrero, Deputy Sealer  
Jason Kincanon, Agricultural and Standards Technician  
Jenni King, Deputy Commissioner  
Mark Kochi, Cooperative Extension Assistant  
Michelle Lawson, Agricultural and Standards Inspector  
Kristy Levings, Outreach Specialist  
Billy Lyon, Deputy Commissioner  
Molly Quisenberry, Agricultural and Standards Inspector  
Laurie Schuler-Flynn, Agricultural and Standards Inspector  
Elpidio Tijerino, Agricultural and Standards Inspector

## **Seasonal Staff**

Alfred Barth (CASS)	Daniel Fok (CASS)
Sean Dahlin (CASS)	Paula Roberts (CASS)
Lubna Duranni (CASS)	Deborah Simpson (CASS)

This Crop Report, and every Crop Report since 1937, is available on the Yolo County Agriculture Department's website. Along with the Crop Report archives, online information is also available about the roles, responsibilities, services and programs provided by the Yolo County Agriculture Department. Electronic forms and handouts can be found as well as links to other agriculture-related resources.

In some cases, visitors to certain webpages can subscribe to receive e-mail updates.

Visit the Yolo County Agriculture Department's website: [www.yolocounty.org/ag](http://www.yolocounty.org/ag)



**Yolo County Agriculture Department  
70 Cottonwood Street  
Woodland, California 95695**