

YOLO COUNTY HEALTH COUNCIL

MENTAL HEALTH & SUBSTANCE USE DISORDERS

Karen Larsen, LMFT

Executive Director

Yolo County Health & Human
Services Agency

SOCIAL DETERMINANTS OF HEALTH



THERAPEUTIC CONTINUUM OF CARE

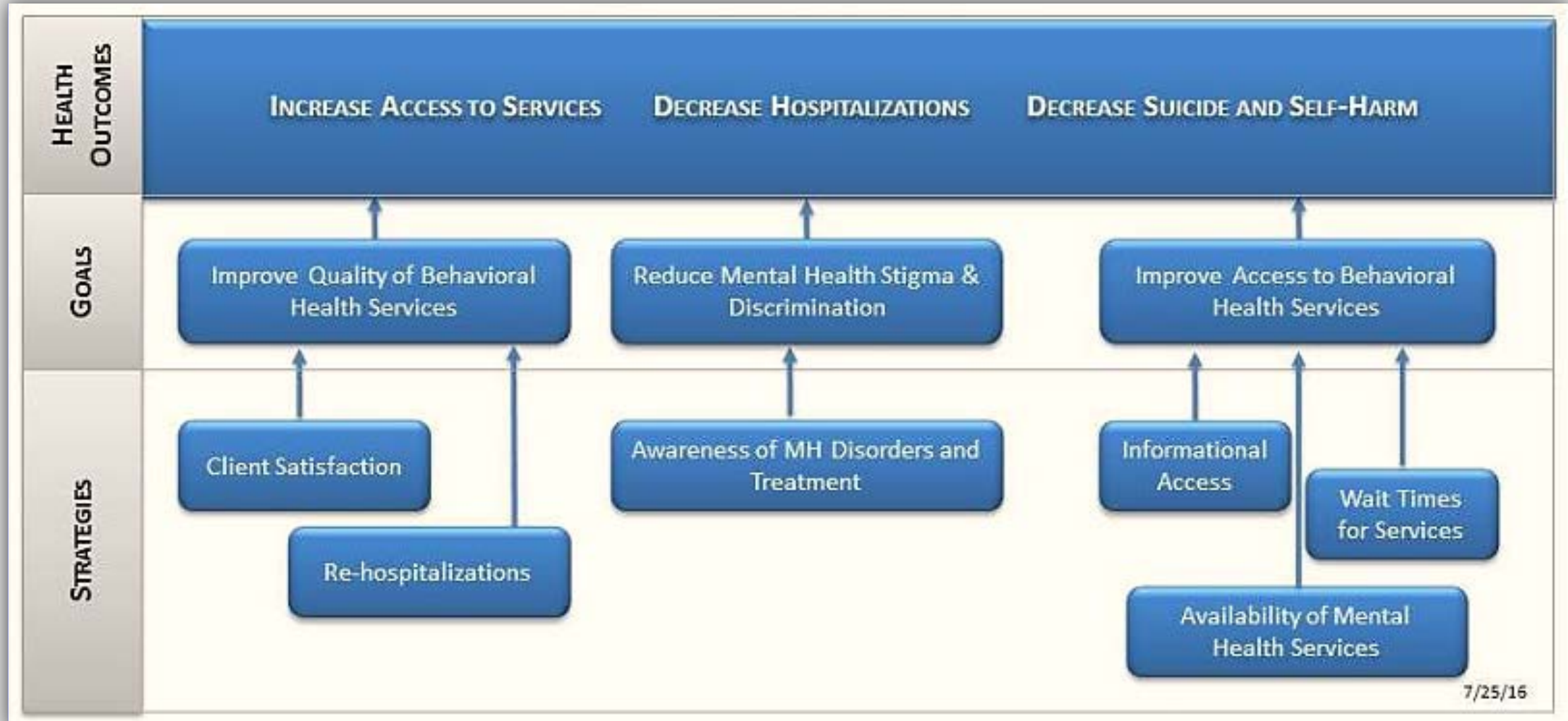
Client and family members are engaged at **every** level, in **every** decision.



Depending on the severity of mental health needs and/or substance abuse issues, an appropriate level of care will be determined by the care team along with **client and their family**.

		– CRISIS AND TRIAGE SERVICES –		– MENTAL HEALTH SERVICES –			
		24-Hour Crisis and Access Line Crisis Triage Services SB82 - Community Based Crisis Response Daily Triage and Assessment for Services Appointments		Psychiatric and Nursing Services Staff Clinicians Children's Systems of Care Adult Systems of Care			
		Prevention		Mild to Moderate		Serious Conditions	
Service Linkages	Mental Health	<ul style="list-style-type: none"> Prevention & Early Intervention Urban and Rural Resilience Mental Health First Aid Crisis Intervention Training (CIT) Friday Night Live (FNL) SafeTalk/ Assist 	<ul style="list-style-type: none"> Yolo Family Service Agency (YFSA) CommuniCare Health Centers Beacon 	<ul style="list-style-type: none"> Psychiatric oversight and treatment Turning Point Community Programs Safe Harbor / Crisis Residential Board & Care Institutions for Mental Disease (IMD) Hospitalizations 			
	Substance Use	<ul style="list-style-type: none"> Screening, Brief Intervention, and Referral to Treatment (SBIRT) in Primary Care Setting 	<ul style="list-style-type: none"> Outpatient Substance Abuse Treatment of 4 to 9 Months (TPCP; CCHC) Brief intervention of 6 to 8 visits with Behavioral Health Specialist Smoke Less Adolescent Youth Treatment 	<ul style="list-style-type: none"> Intensive outpatient program Residential treatment of 3 to 6 months Detox 			
	Primary Care	<ul style="list-style-type: none"> Physical Examination Health Screenings Health Prevention Lab Work Immunizations / Flu Shots 	<ul style="list-style-type: none"> Chronic Disease Management Health Education Regular Appointments Dental Care 	<ul style="list-style-type: none"> Referrals for Specialty Care HIV Case Management Services 			
	Service Linkages	<ul style="list-style-type: none"> Community recovery support systems Faith Based 	<ul style="list-style-type: none"> Vocational / Educational Agency Services & Supports Housing Opportunities Food Transportation 	<ul style="list-style-type: none"> Hospitalization and Crisis Residential out of Home Placements for SMI / SED 			
		– CLINIC LOCATIONS –					
		Woodland (530) 666-8630 Mon. – Fri. 8 AM to 5 PM 137 N. Cottonwood St., Ste. 1500 Woodland, CA 95695		Davis (530) 757-5530 Mon. & Wed. 8 AM to 5 PM 600 A St. Davis, CA 95616		West Sacramento (916) 375-6350 Tue., Thu., & Fri. 8 AM to 5 PM 500B Jefferson Blvd. West Sacramento, CA 95605	

MENTAL HEALTH

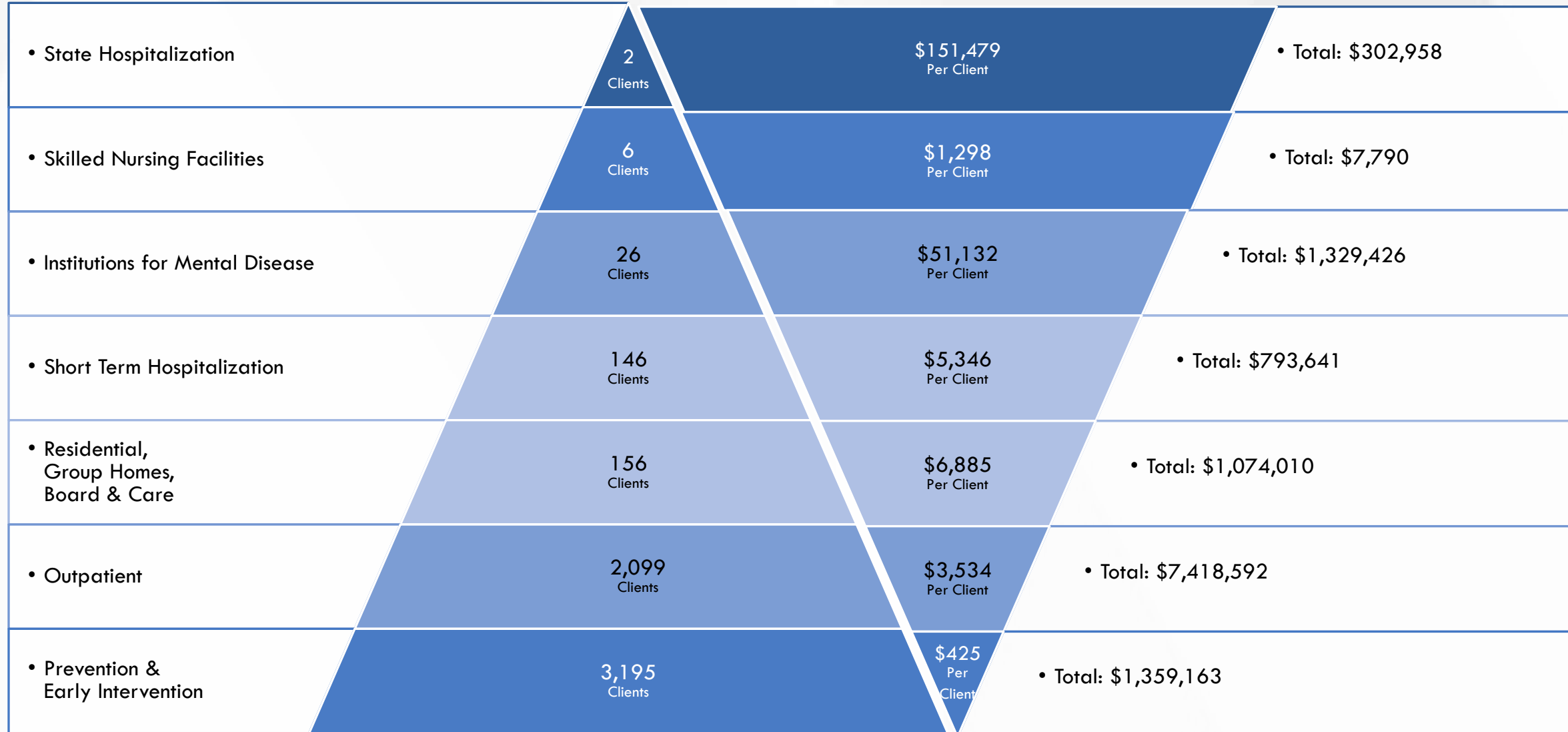


LOCAL DATA

Health Outcomes				
Name	Current Value	Change	Target Value	
<input checked="" type="checkbox"/> Increase Access to Services				
% of adults who needed to see a professional for mental health, alcohol or drug problem in last 12 months	24%	● 0	24%	
% of adults who saw a mental health professional in last 12 months	16%	● 0	16%	
% of adults needing services who saw mental health professional for mental health or alcohol/drug problem in last 12 months	67%	● 0	67%	
% of adults needing mental health services who didn't seek treatment due to cost	47%	● 0	47%	
% of adults needing mental health services who didn't seek treatment because it was hard to get an appointment	15%	● 0	15%	
% of adults needing mental health services who didn't seek treatment because they were concerned someone would find out	21%	● 0	21%	
<input checked="" type="checkbox"/> Decrease Hospitalizations				
Rate of mental health or alcohol/drug related hospital admissions	566	↗ 4	683	
Rate of hospitalizations due to self-inflicted injuries in youth	42	↗ 1	26	
Hospitalization rate for mental health issues in youth	442	↗ 1	683	
<input checked="" type="checkbox"/> Decrease Suicide & Self-Harm				
Suicide rate in older adults	17	↗ 2	15	
Suicide rate in young adults	10.7	↗ 2	9.2	
Rate of hospitalizations due to self-inflicted injuries in youth	42	↗ 1	26	

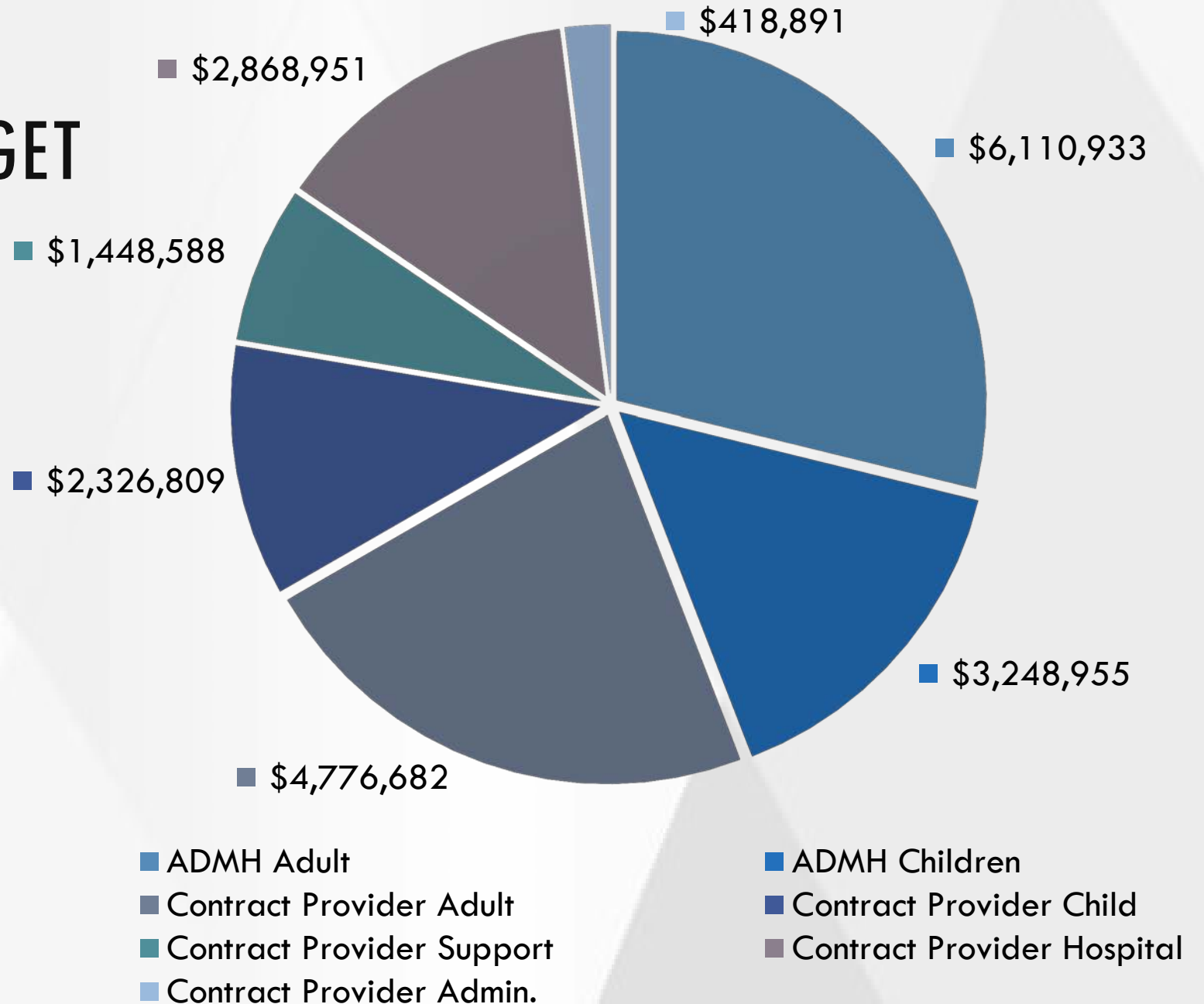
Strategies				
Name	Current Value	Change	Target Value	
<input checked="" type="checkbox"/> Increase Client Satisfaction				
% of TAY clients reporting satisfaction with services	42%	↗ 1	48%	
% of adult clients reporting satisfaction with services	63%	↗ 1	48%	
<input checked="" type="checkbox"/> Reduce Re-hospitalizations				
% of hospital discharges that result in readmission within 30 days	20%	● 0	20%	
<input checked="" type="checkbox"/> Increase Awareness of Mental Health Disorders and Treatment				
# of Facebook likes for Blue Dot Campaign	313	● 0	313	
# of Facebook shares for Blue Dot Campaign	40	● 0	40	
# of partners who took Blue Dot Photo	14	● 0	14	
<input checked="" type="checkbox"/> Increase Availability of Mental Health Services				
# of Full Service Partnership Slots for children	15	↗ 1	5	
# of Full Service Partnership Slots for transitional aged youth	19	↘ 1	20	
# of Full Service Partnership slots for Adults	105	↗ 1	50	
# of Full Service Partnership slots for older adults	27	↗ 1	20	
# of Hispanic Medi-Cal beneficiaries served	460	● 0	460	
% of Hispanic Medi-Cal beneficiaries served	2.41%	● 0	2.41%	

BEHAVIORAL HEALTH SERVICES LEVELS OF CARE



FISCAL YEAR 2014-2015 BUDGET

Provider Totals



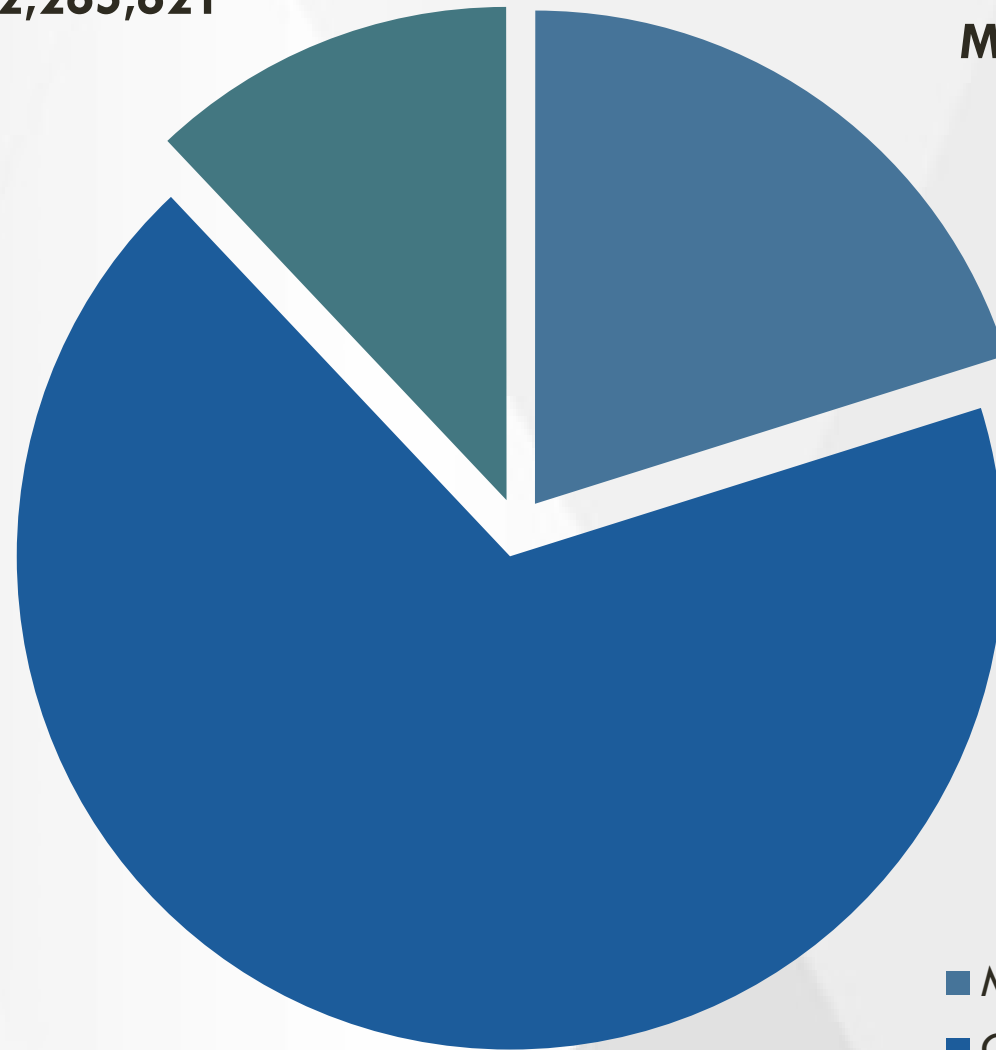
FISCAL YEAR 2016-2017

Contract Totals



**Substance Use
Disorder, \$2,265,621**

MHSA, \$3,790,893



**Core Mental Health,
\$12,764,203**

- MHSA
- Core Mental Health
- Substance Use Disorder

SUBSTANCE USE DISORDER PROVIDERS

Prevention	Education	Early Intervention
RISE Inc. Victor Community Support Services Yolo County Friday Night Live	Safety Center Yolo County Day Reporting Center	CommuniCare Health Centers (PC-1000)
Outpatient Substance Use Disorder / Dual Diagnosis Services		Detox Services / Hospitalization
CommuniCare Health Centers Turning Point Community Programs (Free to Choose)		Under Discussion (previously “Beamer Street”) Medication Assisted Treatment
In Custody Services	Day Treatment Services	Residential Services
Phoenix House of California	CommuniCare Health Centers (Perinatal)	Cache Creek Lodge Fourth and Hope Progress House

ADMISSIONS & LEVEL OF CARE

FY 12/13

Admissions = 801

- Day Treatment = 54
- Outpatient = 348
- Residential = 372

FY 13/14

Admissions = 621

- Day Treatment = 50
- Outpatient = 283
- Residential = 261

FY 14/15

Admissions = 757

- Day Treatment = 58
- Outpatient = 261
- Residential = 438

SUBSTANCE OF CHOICE

FY 12/13

- Methamphetamine 48%
- Marijuana 22%
- Alcohol 19%
- Heroin, Other Opiates/
Synthetics 7.7%

FY 13/14

- Methamphetamine 46%
- Marijuana 28%
- Alcohol 16%
- Heroin, Other Opiates/
Synthetics 11%

FY 14/15

- Methamphetamine 46%
- Marijuana 25%
- Alcohol 19%
- Heroin, Other Opiates/
Synthetics 7%
- Cocaine 3%

RESIDENTIAL PROVIDER DATA

Cache Creek Lodge

- FY 12/13 – 149 admits
 - 34% completion rate
 - 30% referred
- FY 13/14 – 78 admits
 - 15% completion rate
- FY 14/15 – 176 admits
 - 26% completion rate
 - 25% referred

Progress House

- FY 12/13 – 71 admits
 - 55% completion rate
 - 18% referred
- FY 13/14 – 61 admits
 - 48% completion rate
- FY 14/15 – 84 admits
 - 45% completion rate
 - 43% referred

Walter's House

- FY 12/13-147 admits
 - 55% completion rate
 - 41% referred
- FY 13/14-137 admits
 - 49% completion rate
- FY 14/15 – 178 admits
 - 39% completion rate
 - 37% referred

Statewide Rates: 37% completion & 26% referred

OUTPATIENT SERVICES

CommuniCare Health Centers

FY 12/13 – 290 admits

- 30% completion rate
- 41 % referred

FY 13/14 – 142 admits

- 25% completion

FY 14/15 – 227 admits

- 28% completion rate
- 21% referred

Phoenix House

FY 14/15 – 92 admits

- 12% completion rates
- 10% referred



QUESTIONS?