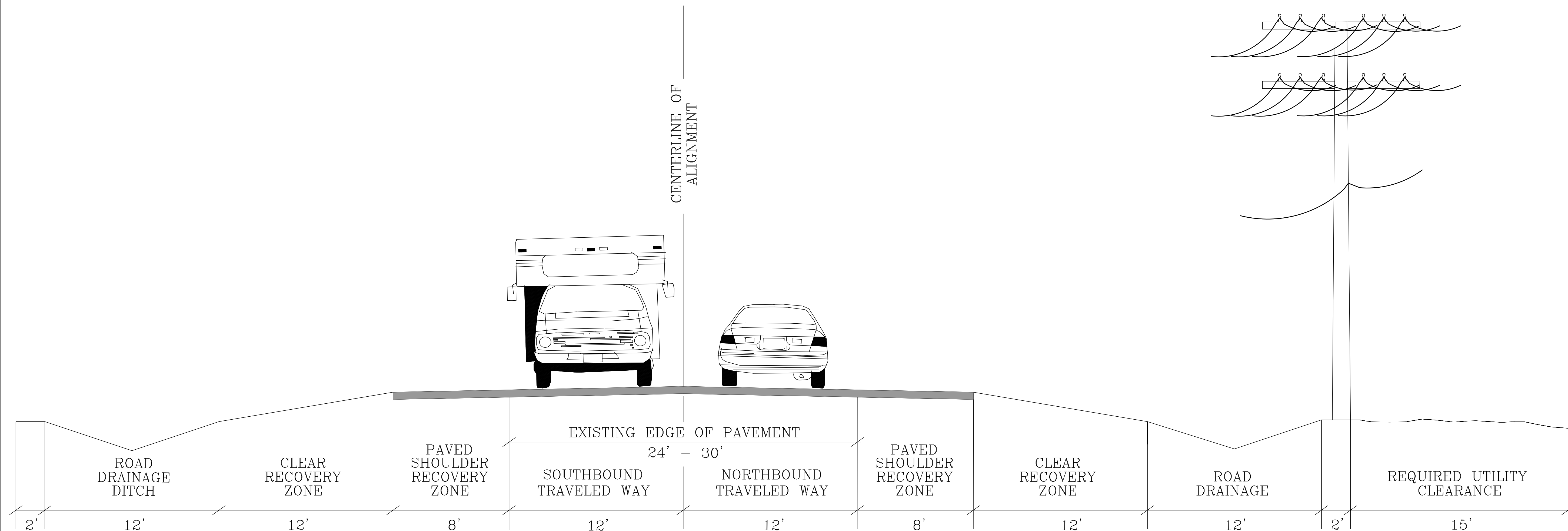


DIST	COUNTY	PROJECT	SHEET No.	TOTAL SHEETS
3	YOL	CR 98 BIKE & SAFETY IMPROV PH 2	1	4



COUNTY ROAD 98 TYPICAL SECTION—TWO LANES—ALTERNATIVE 1

NOTES:

1. MAJOR INTERSECTIONS WILL INCLUDE EITHER LEFT TURN LANES OR ROUNDABOUTS.
2. OVERHEAD UTILITY LINES MAY BE LOCATED ON THE EAST OR WEST SIDE OF COUNTY ROAD 98.

PUBLIC OPEN HOUSE MARCH 2, 2016

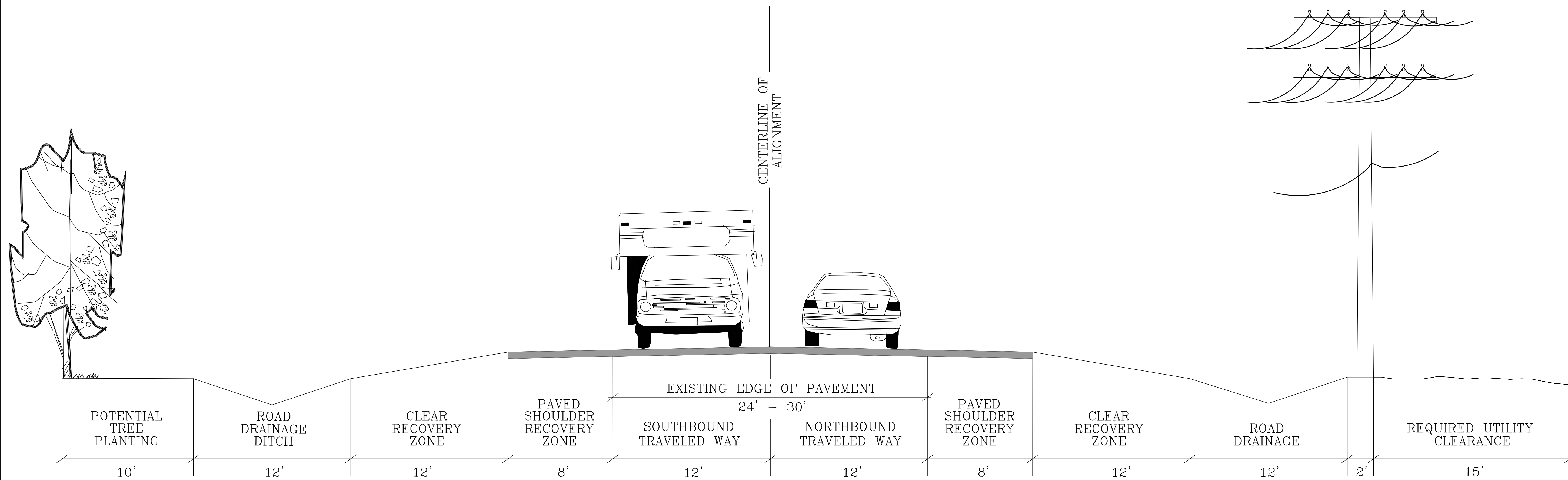
YOLO COUNTY
 PLANNING, PUBLIC WORKS &
 ENVIRONMENTAL SERVICES
 292 West Beamer Street
 Woodland, CA 95695-2598
 Phone: (530) 666-8775 FAX: (530) 666-8728

COUNTY ROAD 98 BIKE AND SAFETY
 IMPROVEMENT PHASE 2—TWO LANE ROAD
 TYPICAL SECTION—ALT 1

SHEET No.
 TS-1

FOR REDUCED PLANS ORIGINAL 0 0.5 1.0 1.5 2.0 2.5 3.0 3.5
 SCALE IS IN INCHES

DIST	COUNTY	PROJECT	SHEET No.	TOTAL SHEETS
3	YOL	CR 98 BIKE & SAFETY IMPROV PH 2	2	4



COUNTY ROAD 98 TYPICAL SECTION—TWO LANES—ALTERNATIVE 2 TREE PLANTING

NOTES:

1. MAJOR INTERSECTIONS WILL INCLUDE EITHER LEFT TURN LANES OR ROUNDABOUTS.
2. OVERHEAD UTILITY LINES AND/OR TREE PLANTING MAY BE LOCATED ON EITHER THE EAST OR WEST SIDE OF COUNTY ROAD 98.

PUBLIC OPEN HOUSE MARCH 2, 2016

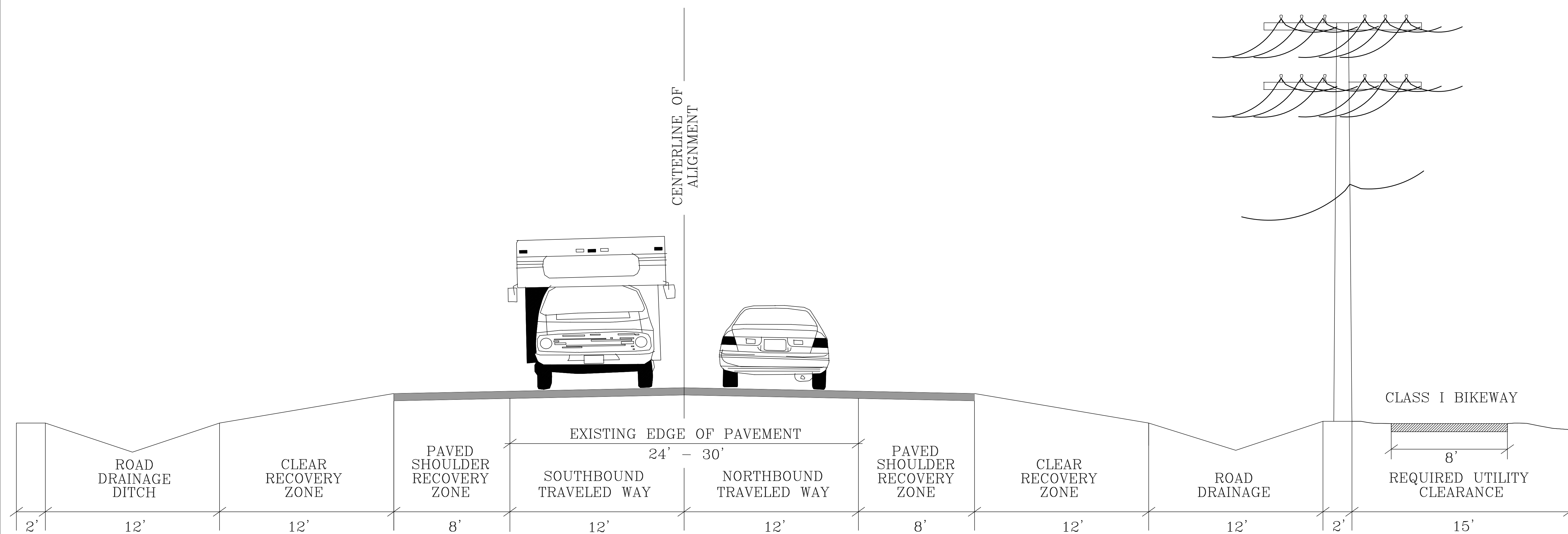
YOLO COUNTY
PLANNING, PUBLIC WORKS &
ENVIRONMENTAL SERVICES
292 West Beamer Street
Woodland, CA 95695-2598
Phone: (530) 666-8775 FAX: (530) 666-8728

COUNTY ROAD 98 BIKE AND SAFETY
IMPROVEMENT PHASE 2—TWO LANE ROAD
TYPICAL SECTION—ALT 2

SHEET No.
TS-2

FOR REDUCED PLANS ORIGINAL 0 0.5 1.0 1.5 2.0 2.5 3.0 3.5
SCALE IS IN INCHES

DIST	COUNTY	PROJECT	SHEET No.	TOTAL SHEETS
3	YOL	CR 98 BIKE & SAFETY IMPROV PH 2	3	4



COUNTY ROAD 98 TYPICAL SECTION—TWO LANES—ALTERNATIVE 3 CLASS I BIKEWAY

NOTES:

1. CLASS I BIKEWAY LOCATED BETWEEN HUTCHISON DRIVE & RUSSELL BLVD. ON THE EAST SIDE OF COUNTY ROAD 98.
2. OVERHEAD UTILITY LINES MAY BE LOCATED ON EITHER THE EAST OR WEST SIDE OF COUNTY ROAD 98.

FOR REDUCED PLANS ORIGINAL 0 0.5 1.0 1.5 2.0 2.5 3.0 3.5
SCALE IS IN INCHES

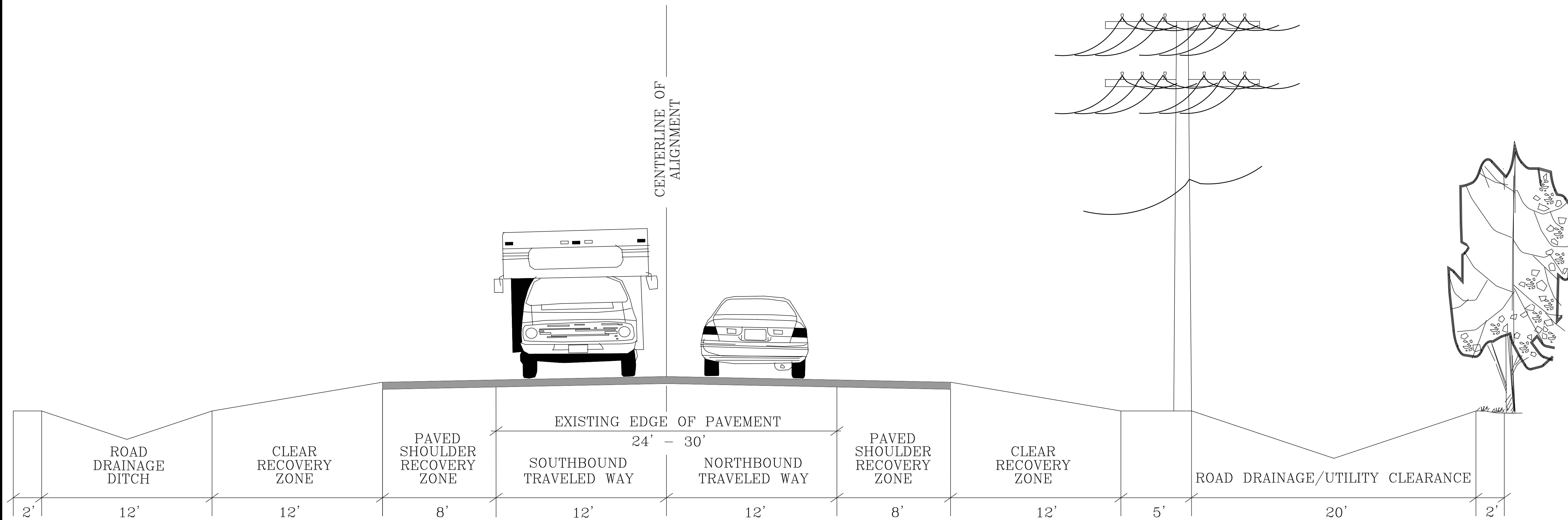
PUBLIC OPEN HOUSE MARCH 2, 2016

YOLO COUNTY
PLANNING, PUBLIC WORKS &
ENVIRONMENTAL SERVICES
292 West Beamer Street
Woodland, CA 95695-2598
Phone: (530) 666-8775 FAX: (530) 666-8728

COUNTY ROAD 98 BIKE AND SAFETY
IMPROVEMENT PHASE 2—TWO LANE ROAD
TYPICAL SECTION—ALT 3

SHEET No.
TS-3

DIST	COUNTY	PROJECT	SHEET No.	TOTAL SHEETS
3	YOL	CR 98 BIKE & SAFETY IMPROV PH 2	4	4



COUNTY ROAD 98 TYPICAL SECTION—TWO LANES—ALTERNATIVE 4 DRAINAGE & TREES

NOTES:

1. MAJOR INTERSECTIONS WILL INCLUDE EITHER LEFT TURN LANES OR ROUNDABOUTS.
2. OVERHEAD UTILITY LINES AND/OR TREE PLANTING MAY BE LOCATED ON EITHER THE EAST OR WEST SIDE OF COUNTY ROAD 98.

FOR REDUCED PLANS ORIGINAL 0 0.5 1.0 1.5 2.0 2.5 3.0 3.5
SCALE IS IN INCHES

PUBLIC OPEN HOUSE MARCH 2, 2016

YOLO COUNTY
PLANNING, PUBLIC WORKS &
ENVIRONMENTAL SERVICES
292 West Beamer Street
Woodland, CA 95695-2598
Phone: (530) 666-8775 FAX: (530) 666-8728

COUNTY ROAD 98 BIKE AND SAFETY
IMPROVEMENT PHASE 2—TWO LANE ROAD
TYPICAL SECTION ALT 4

SHEET No.
TS-4