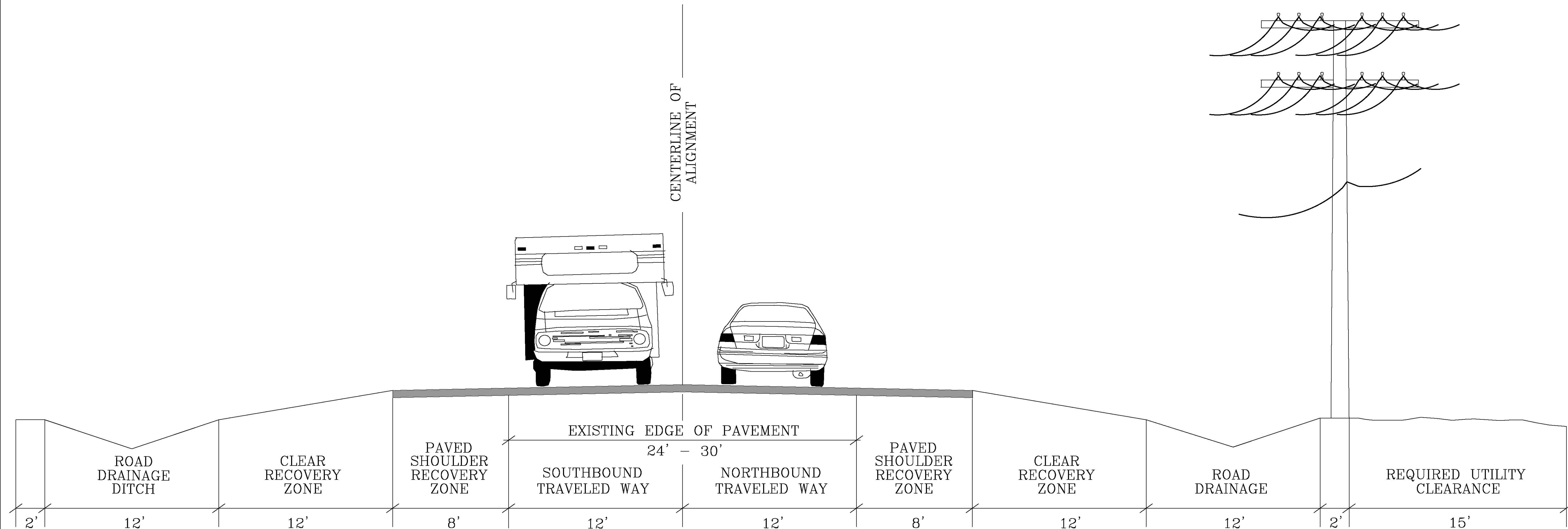


DIST	COUNTY	PROJECT	SHEET No.	TOTAL SHEETS
3	YOL	CR 98 BIKE & SAFETY IMPROV PH 2	1	4



COUNTY ROAD 98 TYPICAL SECTION—TWO LANES—ALTERNATIVE 1

NOTES:

1. MAJOR INTERSECTIONS WILL INCLUDE EITHER LEFT TURN LANES OR ROUNDABOUTS.
2. OVERHEAD UTILITY LINES MAY BE LOCATED ON THE EAST OR WEST SIDE OF COUNTY ROAD 98.

PUBLIC OPEN HOUSE MARCH 2, 2016

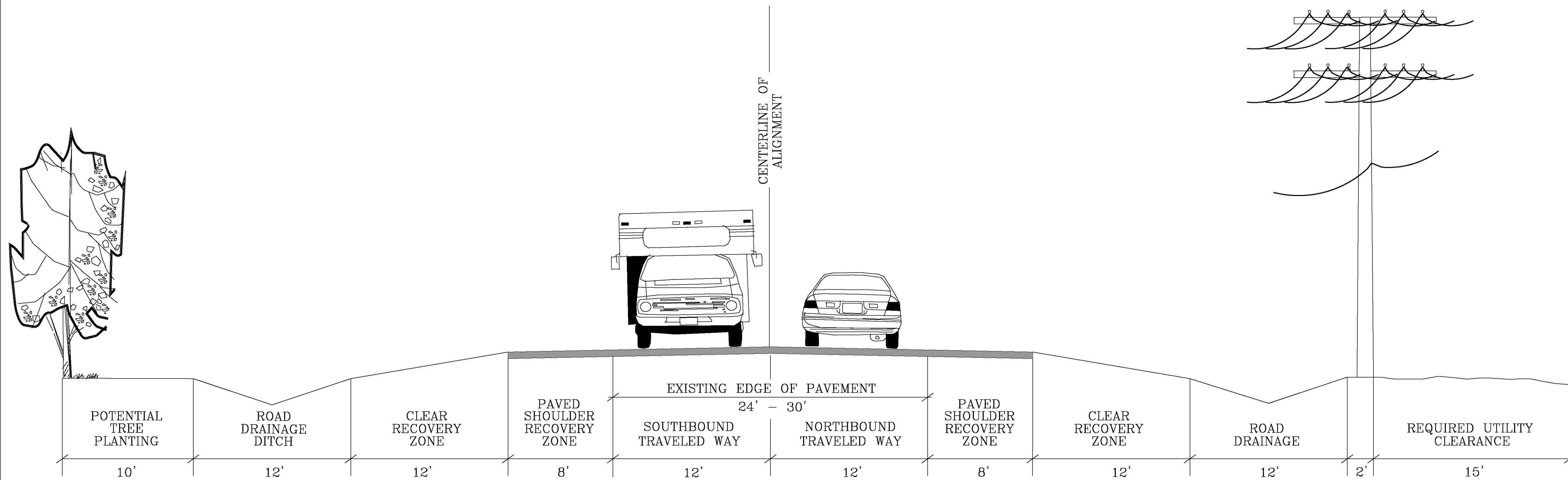
YOLO COUNTY  
PLANNING, PUBLIC WORKS &  
ENVIRONMENTAL SERVICES  
292 West Beamer Street  
Woodland, CA 95695-2598  
Phone: (530) 666-8775 FAX: (530) 666-8728

COUNTY ROAD 98 BIKE AND SAFETY  
IMPROVEMENT PHASE 2—TWO LANE ROAD  
TYPICAL SECTION—ALT 1

SHEET No.  
TC-1

FOR REDUCED PLANS ORIGINAL 0 0.5 1.0 1.5 2.0 2.5 3.0 3.5  
SCALE IS IN INCHES

DIST	COUNTY	PROJECT	SHEET No.	TOTAL SHEETS
3	YOL	CR 98 BIKE & SAFETY IMPROV PH 2	2	4



COUNTY ROAD 98 TYPICAL SECTION—TWO LANES—ALTERNATIVE 2 TREE PLANTING

NOTES:

1. MAJOR INTERSECTIONS WILL INCLUDE EITHER LEFT TURN LANES OR ROUNDABOUTS.
2. OVERHEAD UTILITY LINES AND/OR TREE PLANTING MAY BE LOCATED ON EITHER THE EAST OR WEST SIDE OF COUNTY ROAD 98.

PUBLIC OPEN HOUSE MARCH 2, 2016

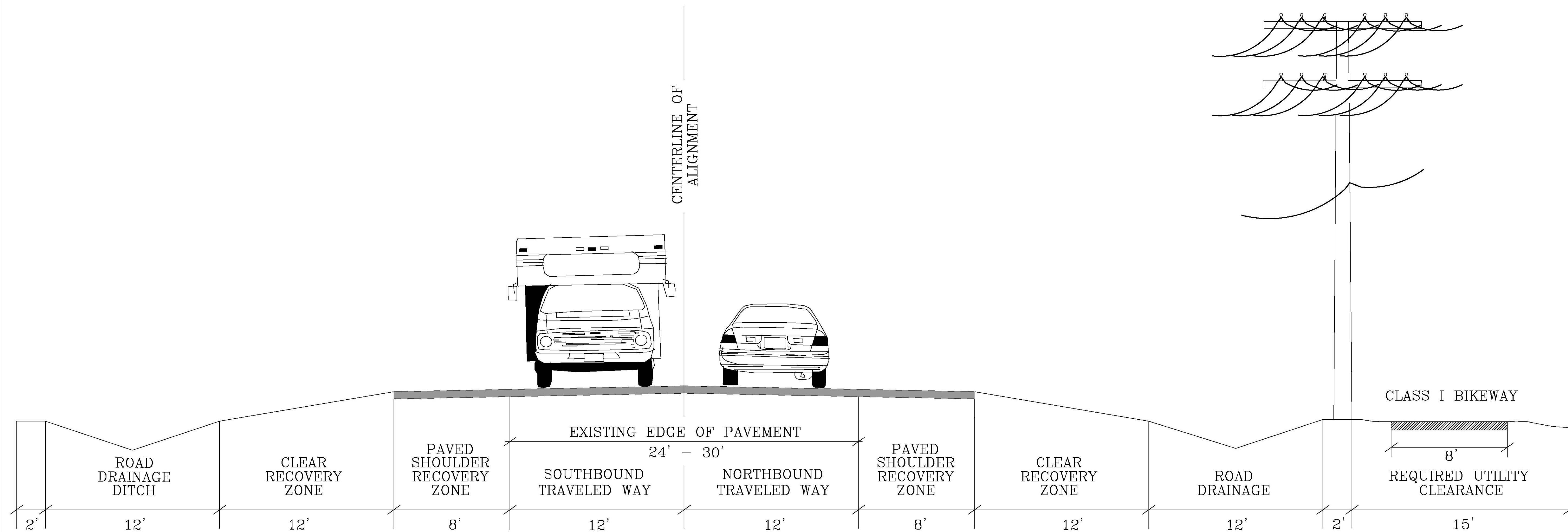
YOLO COUNTY  
 PLANNING, PUBLIC WORKS &  
 ENVIRONMENTAL SERVICES  
 292 West Beamer Street  
 Woodland, CA 95669-2598  
 Phone: (530) 666-8775 FAX: (530) 666-8728

COUNTY ROAD 98 BIKE AND SAFETY  
 IMPROVEMENT PHASE 2—TWO LANE ROAD  
 TYPICAL SECTION—ALT 2

SHEET No.  
 TS-2

FOR REDUCED PLANS ORIGINAL 0 0.5 1.0 1.5 2.0 2.5 3.0 3.5  
 SCALE IS IN INCHES

DIST	COUNTY	PROJECT	SHEET No.	TOTAL SHEETS
3	YOL	CR 98 BIKE & SAFETY IMPROV PH 2	3	4



COUNTY ROAD 98 TYPICAL SECTION—TWO LANES—ALTERNATIVE 3 CLASS I BIKEWAY

NOTES:

1. CLASS I BIKEWAY LOCATED BETWEEN HUTCHISON DRIVE & RUSSELL BLVD. ON THE EAST SIDE OF COUNTY ROAD 98.
2. OVERHEAD UTILITY LINES MAY BE LOCATED ON EITHER THE EAST OR WEST SIDE OF COUNTY ROAD 98.

FOR REDUCED PLANS ORIGINAL SCALE IS IN INCHES

PUBLIC OPEN HOUSE MARCH 2, 2016

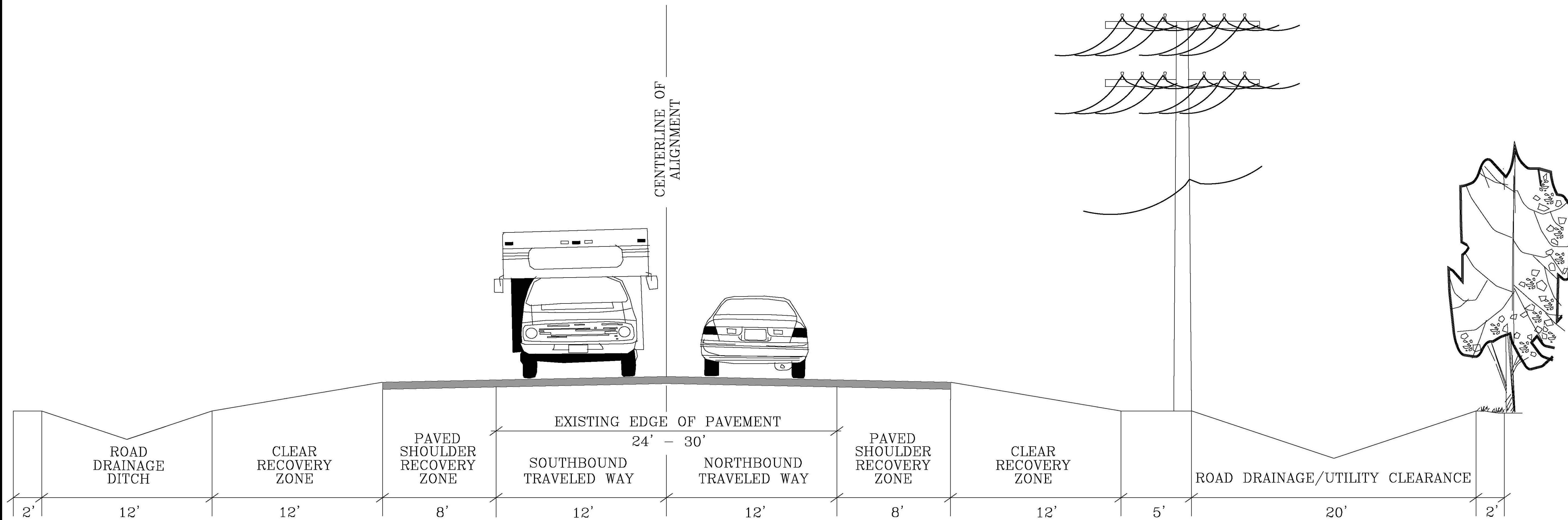
YOLO COUNTY  
 PLANNING, PUBLIC WORKS &  
 ENVIRONMENTAL SERVICES  
 292 West Beamer Street  
 Woodland, CA 95695-2598  
 Phone: (530) 666-8775 FAX: (530) 666-8728

COUNTY ROAD 98 BIKE AND SAFETY  
 IMPROVEMENT PHASE 2—TWO LANE ROAD  
 TYPICAL SECTION—ALT 3

SHEET No.  
 T3-3



DIST	COUNTY	PROJECT	SHEET No.	TOTAL SHEETS
3	YOL	CR 98 BIKE & SAFETY IMPROV PH 2	4	4



COUNTY ROAD 98 TYPICAL SECTION—TWO LANES—ALTERNATIVE 4 DRAINAGE & TREES

NOTES:

1. MAJOR INTERSECTIONS WILL INCLUDE EITHER LEFT TURN LANES OR ROUNDABOUTS.
2. OVERHEAD UTILITY LINES AND/OR TREE PLANTING MAY BE LOCATED ON EITHER THE EAST OR WEST SIDE OF COUNTY ROAD 98.

PUBLIC OPEN HOUSE MARCH 2, 2016

YOLO COUNTY  
 PLANNING, PUBLIC WORKS &  
 ENVIRONMENTAL SERVICES  
 292 West Beamer Street  
 Woodland, CA 95695-2598  
 Phone: (530) 666-8775 FAX: (530) 666-8728

COUNTY ROAD 98 BIKE AND SAFETY  
 IMPROVEMENT PHASE 2—TWO LANE ROAD  
 TYPICAL SECTION ALT 4

SHEET No.  
 TS-4

FOR REDUCED PLANS ORIGINAL 0 0.5 1.0 1.5 2.0 2.5 3.0 3.5  
 SCALE IS IN INCHES