

Yolo County Homeless Count

2017
2017



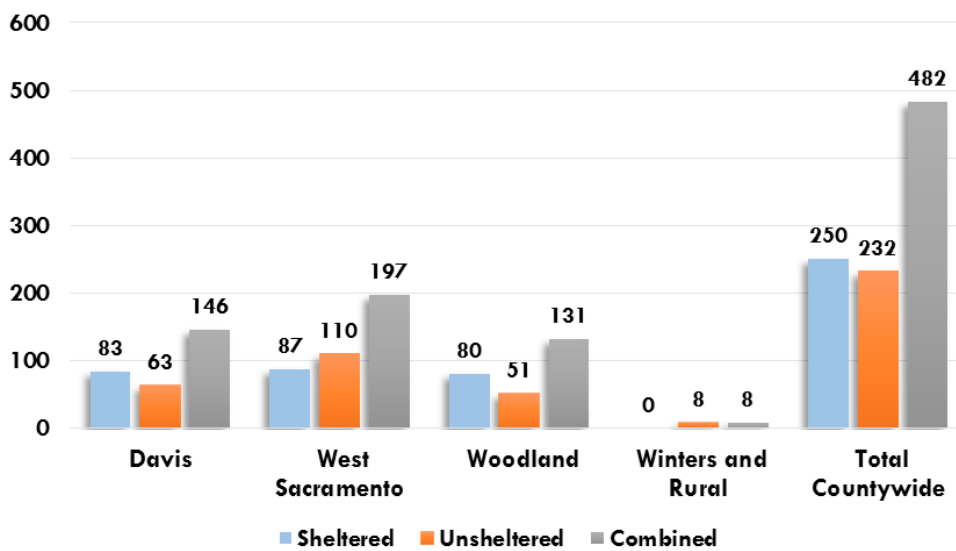
Homeless Count Overview

JANUARY 23, 2017

The **Yolo County Homeless and Poverty Action Coalition** conducted its **2017 Homeless Count** on **January 23, 2017**. The Homeless Count (also known as the Point-in-Time (PIT) Count) is a survey of individuals and families identified as experiencing sheltered or unsheltered homelessness within the boundaries of Yolo County on a single night in January. The 2017 count identified a total of **482 people experiencing homelessness on January 23**.

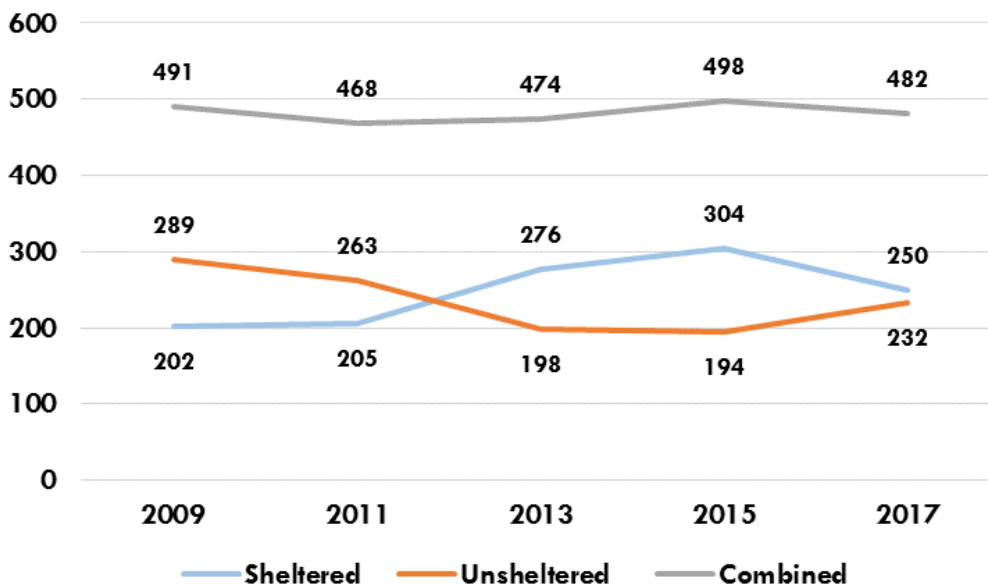
When considering the numbers in this report it is important to recognize that they reflect only those persons identified as homeless within the county on a single day. Many individuals and families move in and out of homelessness during the course of a year, meaning that the actual number of people experiencing homeless in 2017 will be much higher than the numbers included in this report.

HOMELESSNESS ON A SINGLE NIGHT (JANUARY 23, 2017)



NUMBER OF HOMELESS PER 10,000 RESIDENTS		
JURISDICTION	2015	2017
Davis	19.67	21.37
West Sacramento	32.55	37.11
Woodland	33.39	22.77
Winters and Rural	2.38	11.01
Total Countywide	23.78	21.89

HOMELESSNESS OVER TIME (2009—2017)



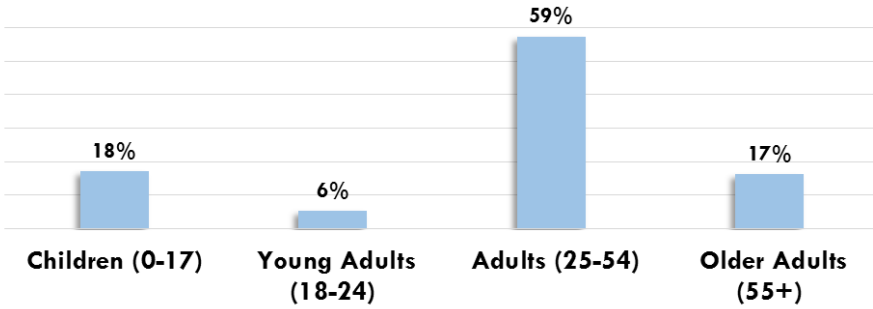
Down 3.2% from 2015

Down 1.8% from 2009

Demographics

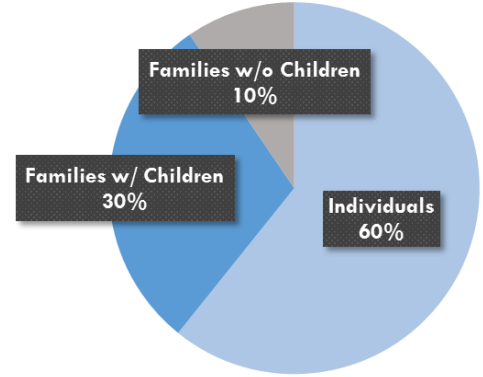
WHO EXPERIENCES HOMELESSNESS IN YOLO COUNTY?

AGE



Of the children, 1% (1) were unaccompanied by an adult. Of the young adults, 81% (22) were unaccompanied by an adult over age 25.

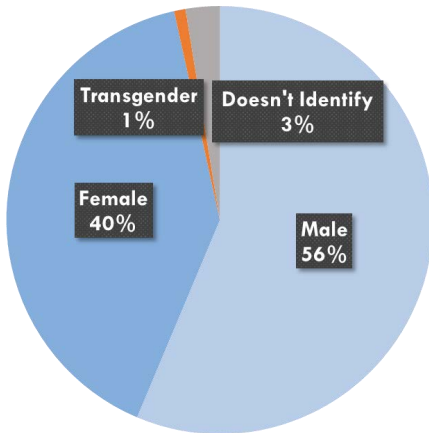
HOUSEHOLD STATUS



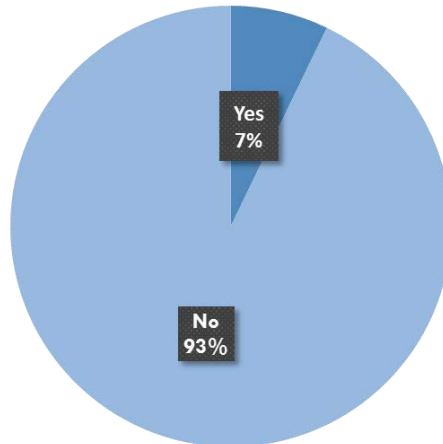
SHELTERED VS. UNSHELTERED

	SHELTERED	UNSHELTERED
Individuals	38%	62%
Families w/o Children	4%	96%
Families w/ Children	96%	4%

GENDER

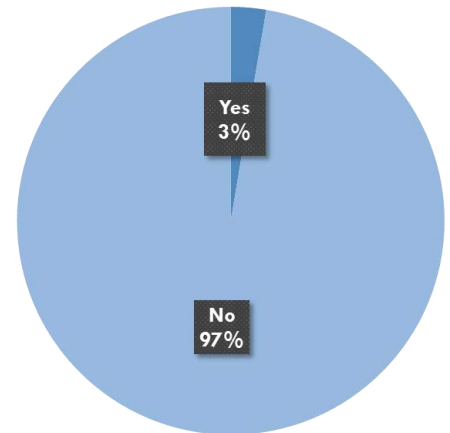


VETERAN STATUS

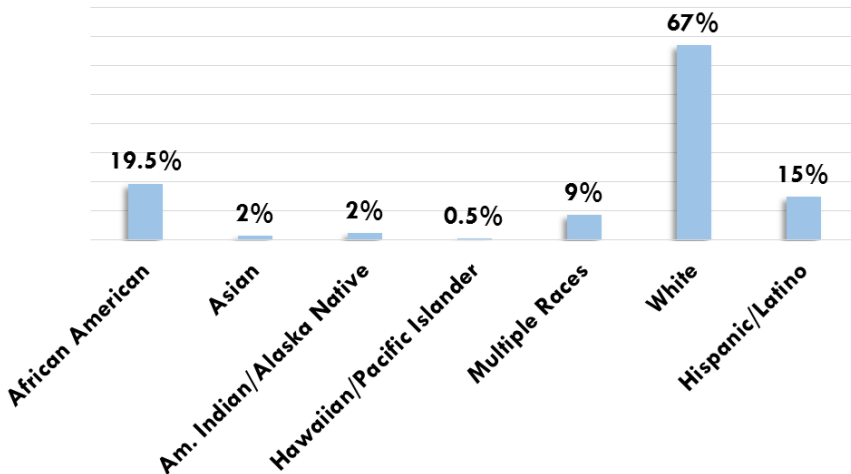


Of the veterans, 36% (10) were sheltered and 64% (18) were unsheltered.

PREGNANT



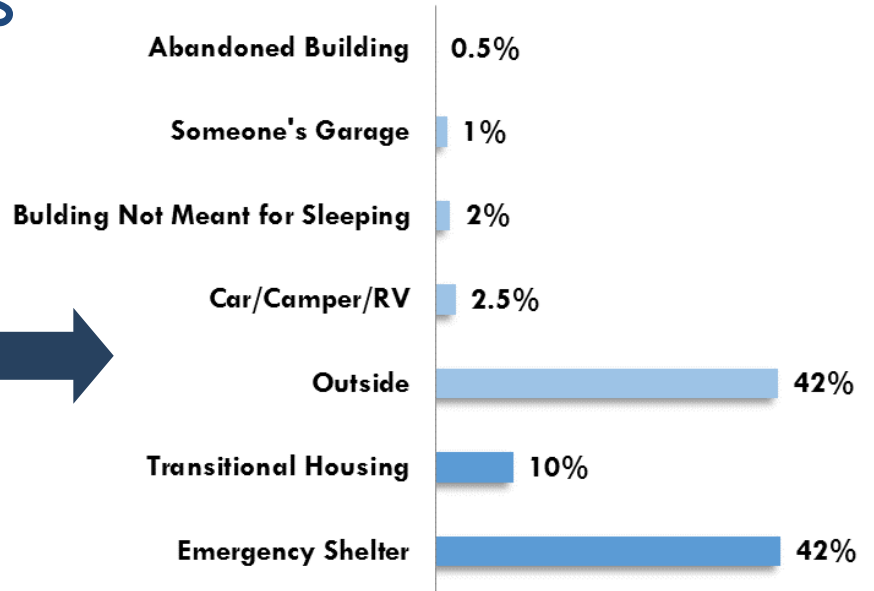
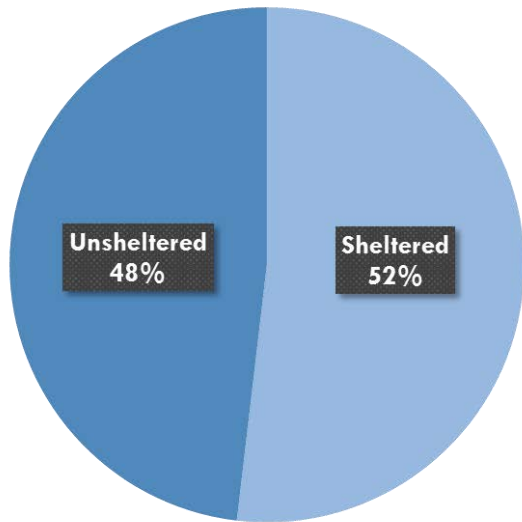
RACE/ETHNICITY



YOLO COUNTY VS. YOLO HOMELESS

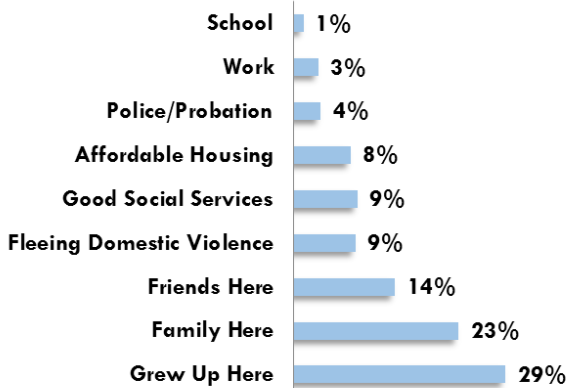
	CENSUS	HOMELESS COUNT	DIFFERENCE
African American	2.6%	19.5%	+16.9%
Asian	13.7%	2%	-11.7%
American Indian Alaska Native	0.9%	2%	+1.1%
Hawaiian Pacific Islander	0.5%	0.5%	-
Multiple Races	5.4%	9%	+3.6%
White	66.1%	67%	+0.9%
Hispanic/Latino	31%	15%	-16%

Homeless Status

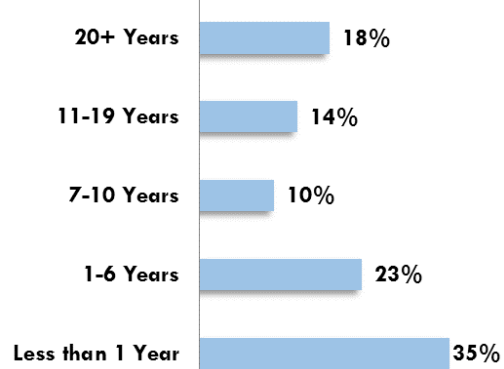


HISTORY OF HOMELESSNESS IN YOLO COUNTY

REASON FOR COMING TO YOLO COUNTY



LENGTH OF TIME IN YOLO COUNTY

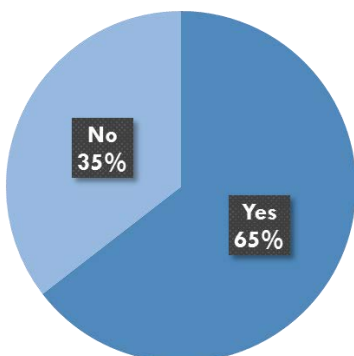


WHERE LIVED PRIOR TO YOLO COUNTY

Lived in Yolo All Life	16%
Sacramento	34%
Other CA	31%
Other State	18%
Other Country	1%

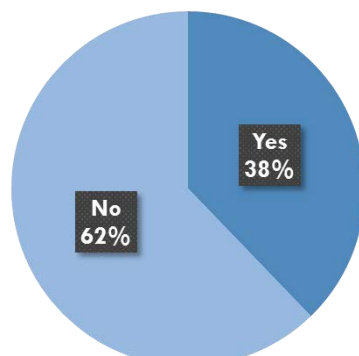
CHRONIC HOMELESSNESS

LONG-TERM HOMELESS



Defined as continuously homeless for 12 months or longer.

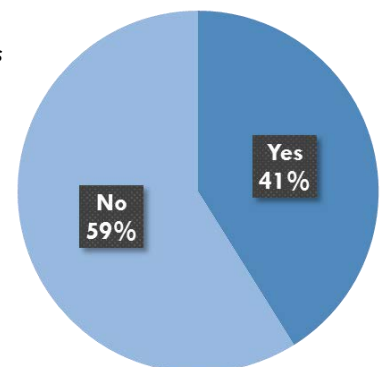
FREQUENTLY HOMELESS



Defined as homeless for at least four separate occasions, totaling 12 months or more within the last three years.

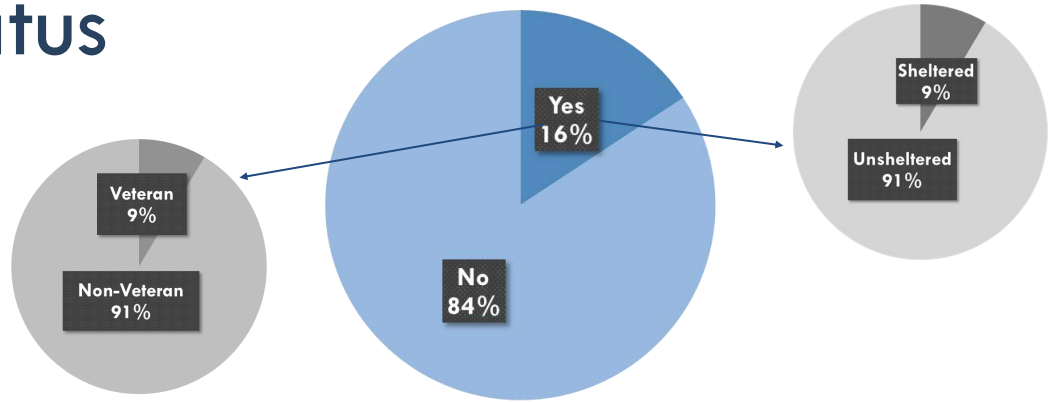
LONG-TERM OR FREQUENTLY HOMELESS WITH A DISABILITY

Defined as either continuously homeless for at least 12 months or on at least four separate occasions totaling at least 12 months within the last three years and can be diagnosed with PTSD, a serious mental illness, substance use disorder, a developmental disability, or a chronic physical illness or disability.

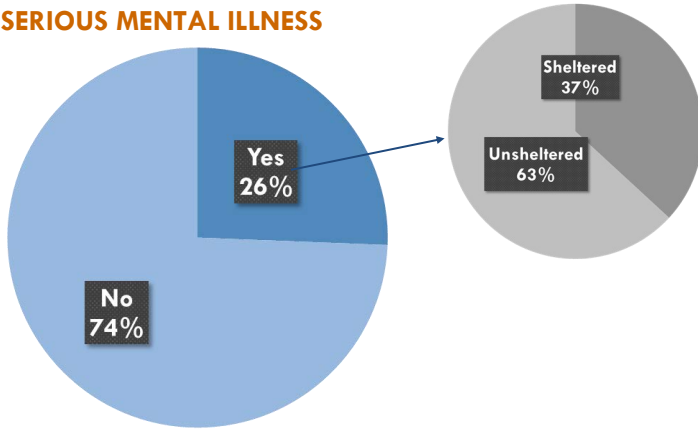


Health Status

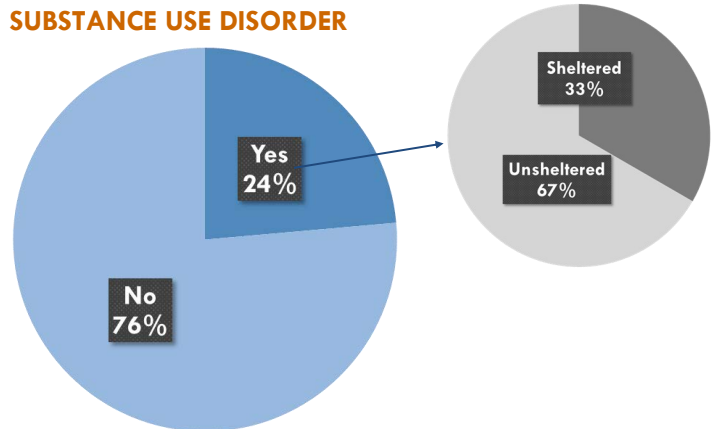
POST TRAUMATIC STRESS DISORDER



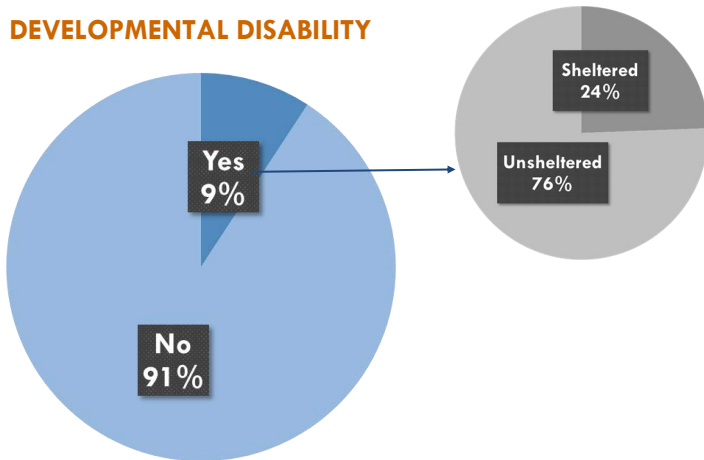
SERIOUS MENTAL ILLNESS



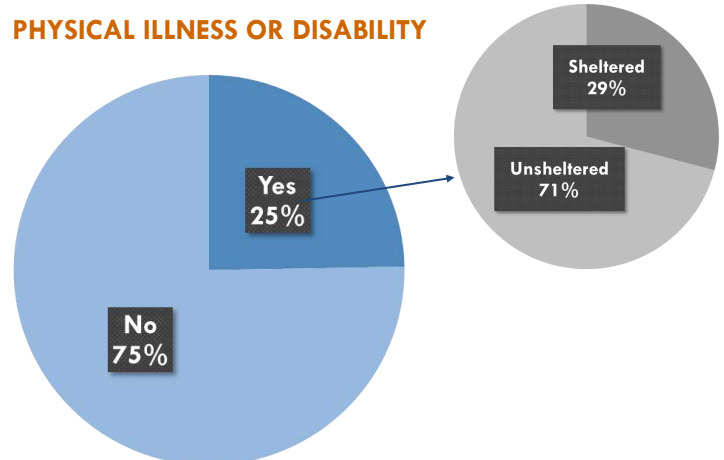
SUBSTANCE USE DISORDER



DEVELOPMENTAL DISABILITY



PHYSICAL ILLNESS OR DISABILITY

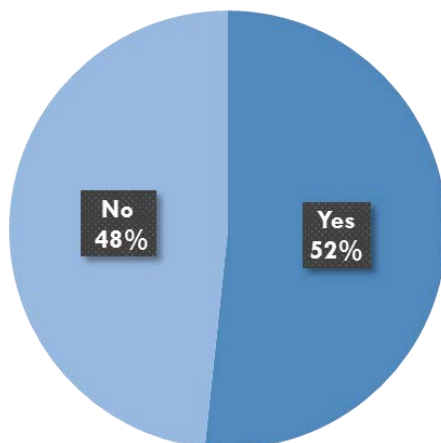


Defined as having at least one of the issues listed below:

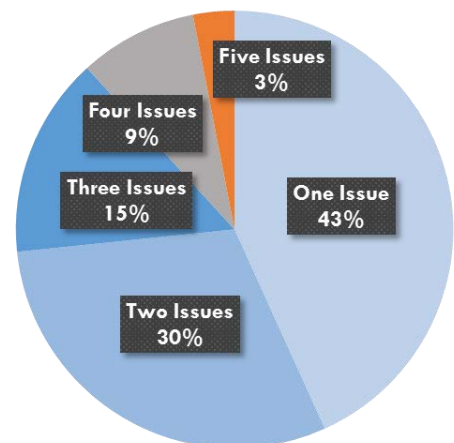
- PTSD
- Serious Mental Illness
- Substance Use Disorder
- Developmental Disability
- Physical Illness or Disability

Since data is self-reported, percentages likely reflect underestimates.

HAS AT LEAST ONE HEALTH ISSUE



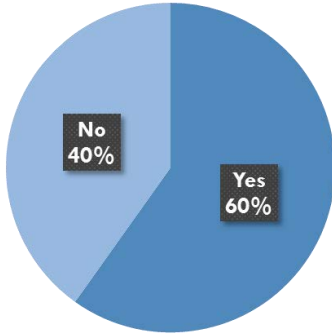
NUMBER OF HEALTH ISSUES IDENTIFIED



Personal Information

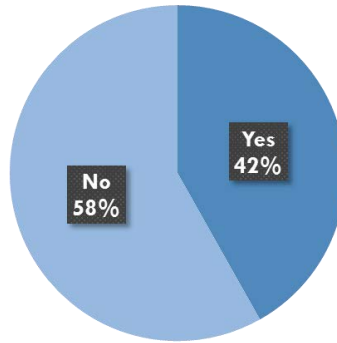
POTENTIAL BARRIERS TO HOUSING

INCOME



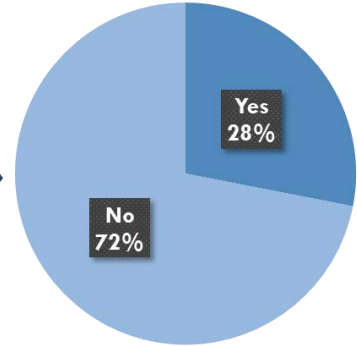
Of those who reported income, 49% (135) received CalWORKs; 27% (75) received SSI/SSDI.

MISDEMEANOR CONVICTION

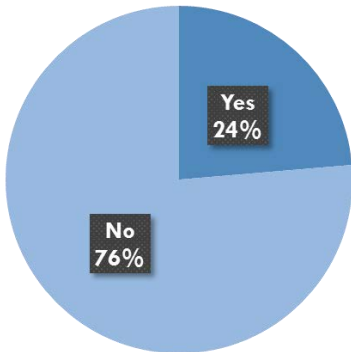


Of those convicted, 54% (82) reported both misdemeanor and felony convictions.

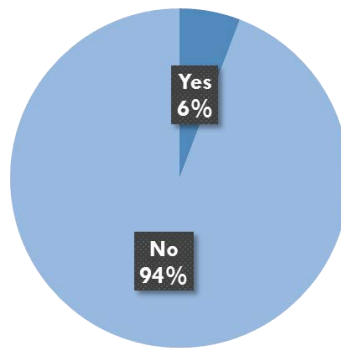
FELONY CONVICTION



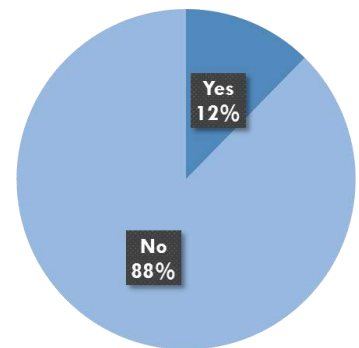
EVICTED



BANKRUPTCY

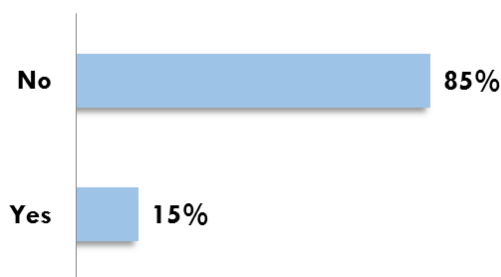


PET OWNERSHIP

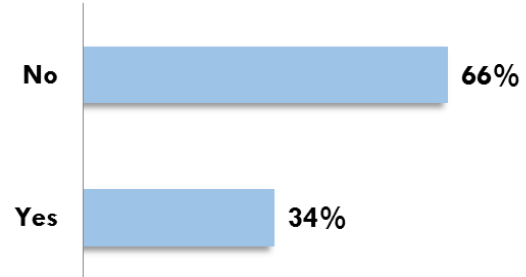


BACKGROUND

HAS BEEN IN FOSTER CARE

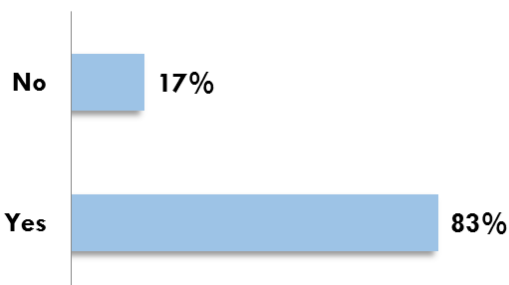


HAS BEEN A VICTIM OF DOMESTIC VIOLENCE

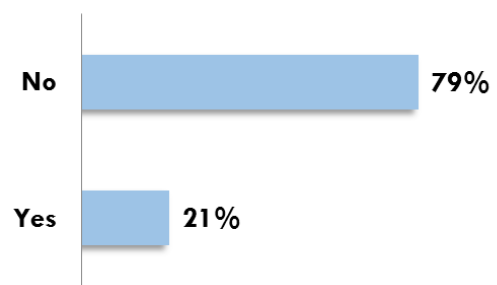


BENEFITS

HEALTH BENEFITS



DISABILITY BENEFITS



Appendices

Appendix A

BACKGROUND AND AFTER-ACTION REPORT

BACKGROUND

The Yolo County Homeless and Poverty Action Coalition conducted its 2017 Homeless Count on January 23, 2017. The Homeless Count, also known as the Point-in-Time Count, is a survey of individuals and families identified as experiencing sheltered or unsheltered homelessness within the boundaries of Yolo County on a single night in January.

Reason for Conducting the Count

The U.S Department of Housing and Urban Development (HUD) requires all communities that receive grant funding from HUD for addressing homelessness to conduct an annual count of people experiencing sheltered homelessness and a bi-annual count of people experiencing unsheltered homelessness. 2017 was a year in which HUD requires both a sheltered and unsheltered count.

In addition to allowing the community to secure grant funding from HUD, the count data can be used when applying for funding from other funders, provides detailed information on the demographics and needs of people experiencing homelessness in Yolo, and allows homeless service providers in Yolo to target their services to meet the specific needs of those they serve.

Scheduling the Count

HUD requires that all communities conduct the count on a single night during the last ten days of January, to allow for consistency in comparing count data across communities. Each community may select the date of the count, within the ten-day timeframe.

Definition of Homelessness

HUD has developed a definition of homelessness that guides our count activities, as follows:

A person is considered homeless only when he or she is:

- living in places not meant for human habitation
- living in an emergency shelter
- living in transitional housing for the homeless but originally came from the streets or an emergency shelter
- staying in a motel paid for by a public or private agency because the person or family is homeless

Anyone who does not meet this definition cannot be included in the count data that is reported to HUD.

Limitations of the Count

When considering the numbers in the count it is important to recognize that they reflect only those persons identified as homeless within the county on a single day. Many people move in and out of homelessness during the course of a year, meaning that the actual number of people experiencing homeless in 2017 will be much higher than the numbers included in this report.

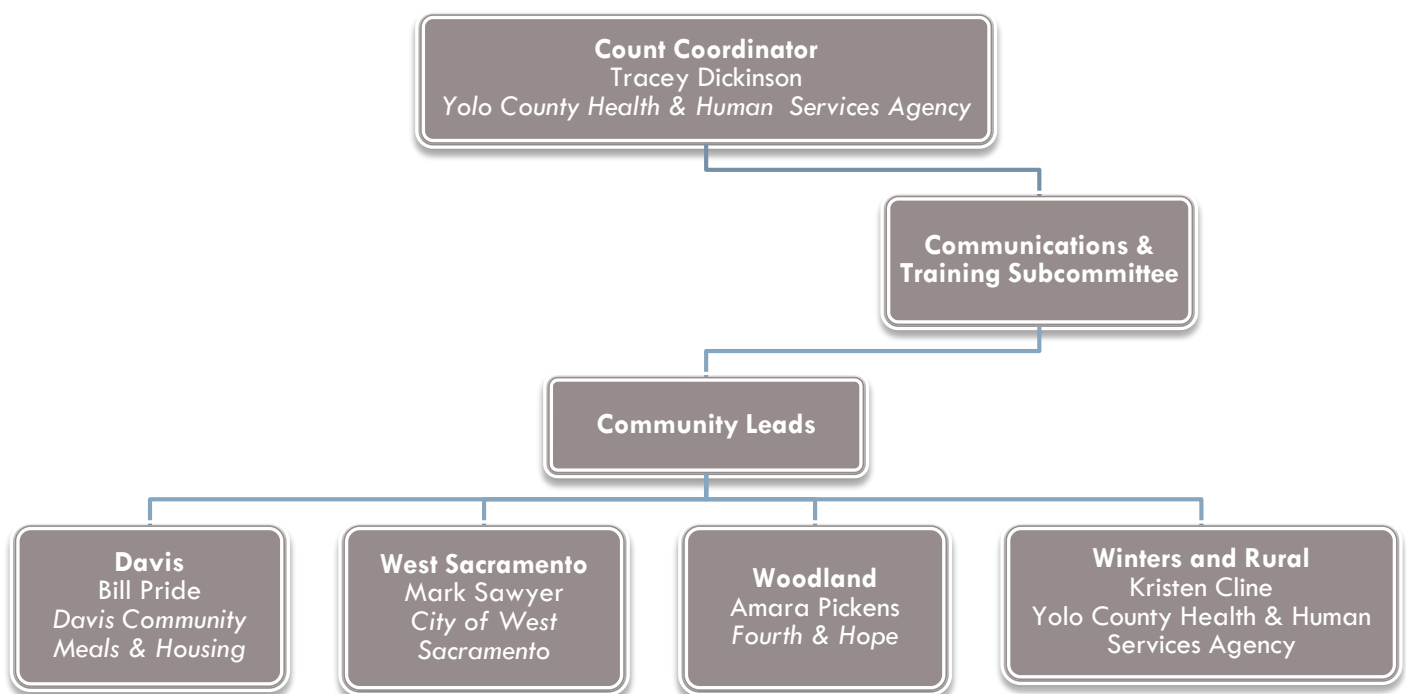
Additionally, the count does not include people who are doubled up in conventional housing; people who are couch surfing; adults living in a mental health facility, chemical dependency facility, criminal justice facility, or permanent supportive housing; or youth living in residential treatment facilities, emergency foster care, or detention facilities. People living in these circumstances do not meet the HUD definition of homelessness, and therefore, cannot be included in the count.

AFTER-ACTION REPORT

Homeless Count Planning Group and Organization Structure

The 2017 Homeless Count Planning Group convened for the first time in October 2016 to begin preparing for the count. In total, the Planning Group met four times before the count and once after the count to review the collected data. The group included representatives from all four major Cities, several County programs, and numerous local homeless service providers. The flow chart below features this year's count organizational structure.

The Lead in each community was responsible for local volunteer recruitment and training, coordinating activities on the day of the count, and distributing any incentives that were available to count participants. Each Lead developed a plan for implementation of the count in their community, and shared with the larger Planning Group at their final meeting before the count.



Successes

- Planning process was inclusionary and collaborative.
- The thorough group review of the survey resulted in the elimination and/or simplification of questions. Also resulted in the collection of more relevant and meaningful data.
- Appointing Community Leads allowed the local experts to develop a count plan that made sense for the unique needs of each area.
- Several communities relied on local resources and donations to offer incentives. For example, one community offered hygiene kits to encourage participants to complete the survey.

Challenges

- Some key stakeholders did not participate in the count planning process, including some homeless service providers, rural area representatives, school district representatives, library staff, and current and/or formerly homeless persons.
- Despite convening the Planning Group two months earlier than in 2015, the process still seemed rushed.
- Lack of dedicated and/or communitywide funding for count activities.

Recommended Improvements

- Ensure broad participation from the beginning by reaching out to key stakeholders in advance of the first meeting with a focused effort on ensuring that all agencies who offer homeless service projects are included.
- If continue to use Community Lead organizational structure, consider earlier recruitment and identification of a Winters and rural Community Lead.
- If continue to use Community Lead structure, collect plans from Community Leads at least one month in advance of the count.
 - Include discussion for starting count activities earlier in the morning as many persons seemed to have already left their encampments for the day by the time enumerators arrived.
- Finalize and release survey at least one month in advance of the count.
- Advocate for local funding and/or apply for grants to provide financial support for count activities including money for purchasing count incentives.

Count Date and Methodology

Since HUD requires that the count occur on one night within the last ten calendar days in January, Yolo County selected the count date of Monday, January 23, 2017.

Despite designating that day, HPAC actually conducted the count over the seven days following the night of Monday, January 23, 2017. This approach, known as a post-night count, allows enumerators several days to ensure a complete canvassing of the community. The one potential drawback is that this approach increases the chances of double counting. In an effort to avoid double counting, enumerators collected the initials as well as birth month and year of each participant. While not personally identifying, the information helps to flag any potential duplicates post-count.

In terms of methodology, HPAC used a mixed-methods approach consisting of the following:

- Complete census count
 - In this approach, teams of enumerators canvassed Yolo County's entire geography and searched for persons experiencing unsheltered homelessness.
- Known location count
 - This approach identified locations where there were known encampments and sent enumerators there.
- Service-based count
 - This approach placed enumerators at social service centers and other locations where persons experiencing homelessness may access assistance.

Successes

- Usage of the "post-night count" methodology, proved effective in identifying additional persons experiencing homelessness on the count date.

Challenges

- Since did not set one specific day for each community as had been done in 2015, most communities conducted their major activities on the same day. This decreased the pool of trained staff that could have assisted in multiple communities.

- County elected officials and department heads could not participate since major activities coincided with a Board of Supervisors meeting.

Recommended Improvements

- Continue with usage of “post-night count” methodology.
- Discuss the benefits and drawbacks of staggering the major activities within communities by designating set days.

Survey Forms and Data

Similar to 2015, HPAC utilized three different survey forms:

1. For those experiencing sheltered homelessness
2. For those experiencing unsheltered homelessness
3. For those that were visually counted, but not surveyed

Enumerators had the option of using paper surveys or electronic surveys on a tablet to conduct the count.

Once all surveying was complete, County staff entered all paper surveys into an excel file and combined the data from the electronic and paper surveys. Staff also completed all data clean up and coding. Next, County staff analyzed the data, created the count report, and reported the required numbers to HUD.

Successes

- Survey forms worked well and included easy-to-follow directions and relevant questions.
- Collecting the initials as well as birth month and year served as an important cross reference for de-duplication purposes.

Challenges

- Data collation and coding was tedious and cumbersome.
- Not many enumerators utilized the electronic survey form.
- Many of the survey questions repeated questions on the Vulnerability Index and Service Prioritization Decision Assistance Tool (VI-SPDAT) assessment.

Recommended Improvements

- Continue collecting the initials as well as birth month and year to assist with de-duplication efforts.
- Consider adding the question: “How long have you been in the community where you spent the night of the count?”
- Explore more technologically advanced options for collecting survey data to minimize administrative burden.
- Reevaluate the overlap in questions included in the survey and the community’s coordinated entry assessment to assist with deciding how much more data the community should collect beyond the data elements required by HUD.

Communications and Training

Given the recommendations from the 2015 count, HPAC decided to create a Communications and Training Subcommittee. The Subcommittee’s primary charges were to:

- Ensure consistent messaging among providers and enumerators about the count purpose and needs for assistance

- Create a resource that assists in training volunteers, while still allowing individual communities the autonomy to design and implement training based on unique needs of the region.

Successes

- Created a useful instructional guide that can be used in future counts.

Challenges

- Level of training differed among communities, which may have affected the quality of data collection. For example, one community offered a structured training in advance of its count day, while others conducted a training the morning of the count day.

Recommended Improvements

- Continue to have early discussions about communication and training needs.
 - As opposed to other communities who publicize their counts and seek community involvement, Yolo has historically chosen not to advertise its count and relied more on trained staff than volunteers. This is largely because Yolo's geographic area is small enough to be thoroughly canvassed by already existing staff, but also because Yolo's lacks the bandwidth to provide sufficient volunteer training and management. Despite this, it is important to revisit this discussion for every count and understand the tradeoffs involved with these decisions.
- Consider convening at least one "train the trainer" session to ensure better data quality and consistency among communities.

Appendix B

DATA TABLES

Homelessness on a Single Night (January 23, 2017)					
	Davis	West Sacramento	Woodland	Winters and Rural	Total Countywide
Sheltered	83	87	80	0	250
Unsheltered	63	110	57	8	232
Combined	146	197	131	8	482
Homelessness Over Time (2009-2017)					
	2009	2011	2013	2015	2017
Davis	80	69	91	79	83
West Sacramento	29	19	39	87	87
Woodland	93	117	146	138	80
Winters and Rural	0	0	0	0	0
Sheltered	202	205	276	304	250
Davis	34	48	23	52	63
West Sacramento	201	173	126	80	110
Woodland	52	34	40	54	51
Winters and Rural	2	8	9	8	8
Unsheltered	289	263	198	194	232
Davis	114	117	114	131	146
West Sacramento	230	192	165	167	197
Woodland	145	151	186	192	131
Winters and Rural	2	8	9	8	8
Combined	491	468	474	498	482
Demographics					
Age					
	Davis	West Sacramento	Woodland	Winters and Rural	Total Countywide
Children (0-17)	25	42	15	0	82
Young Adults (18-24)	4	7	3	0	14
Adults (25-54)	44	36	49	0	129
Older Adults (54+)	10	2	13	0	25
Unknown	0	0	0	0	0
Sheltered	83	87	80	0	250
Children (0-17)	0	0	4	0	4
Young Adults (18-24)	2	8	3	0	13
Adults (25-54)	39	79	34	6	158
Older Adults (54+)	22	23	10	2	57
Unknown	0	0	0	0	0
Unsheltered	63	110	51	8	232
Children (0-17)	25	42	19	0	86
Young Adults (18-24)	6	15	6	0	27
Adults (25-54)	83	115	83	6	287
Older Adults (54+)	32	25	23	2	82
Unknown	0	0	0	0	0
Combined	146	197	131	8	482

Household Status					
	Davis	West Sacramento	Woodland	Winters and Rural	Total Countywide
Individuals	38	17	55	0	110
Households with Children	11	21	6	0	38
Persons in Households with Children	45	68	25	0	138
Households without Children	0	1	0	0	1
Persons in Households w/o Children	0	2	0	0	2
Sheltered	83	87	80	0	250
Individuals	51	98	32	2	183
Households with Children	0	0	1	0	1
Persons in Households with Children	0	0	5	0	5
Households without Children	6	6	7	3	22
Persons in Households w/o Children	12	12	14	6	44
Unsheltered	63	110	51	8	232
Individuals	89	115	87	2	293
Households with Children	11	21	7	0	39
Persons in Households with Children	45	68	30	0	143
Households without Children	6	7	7	3	23
Persons in Households w/o Children	12	14	14	6	46
Combined	146	197	131	8	482
Gender					
	Davis	West Sacramento	Woodland	Winters and Rural	Total Countywide
Male	42	42	39	0	123
Female	41	41	41	0	123
Transgender: Male to Female	0	0	0	0	0
Transgender: Female to Male	0	0	0	0	0
Doesn't Identify	0	0	0	0	0
Unknown	0	4	0	0	4
Sheltered	83	87	80	0	250
Male	48	69	19	3	139
Female	13	39	9	3	64
Transgender: Male to Female	0	0	3	0	3
Transgender: Female to Male	0	1	0	0	1
Doesn't Identify	0	0	12	0	12
Unknown	2	1	8	2	13
Unsheltered	63	110	51	8	232
Male	90	111	58	3	262
Female	54	80	50	3	187
Transgender: Male to Female	0	0	3	0	3
Transgender: Female to Male	0	1	0	0	1
Doesn't Identify	0	0	12	0	12
Unknown	2	5	8	2	17
Combined	146	197	131	8	482

Veteran Status					
	Davis	West Sacramento	Woodland	Winters and Rural	Total Countywide
Yes	5	2	3	0	10
No	77	49	70	0	196
Unknown	1	36	7	0	44
Sheltered	83	87	80	0	250
Yes	4	10	2	2	18
No	46	74	43	3	166
Unknown	13	26	6	3	48
Unsheltered	63	110	51	8	232
Yes	9	12	5	2	28
No	123	123	113	3	362
Unknown	14	62	13	3	92
Combined	146	197	131	8	482
Pregnant					
	Davis	West Sacramento	Woodland	Winters and Rural	Total Countywide
Yes	0	1	1	0	2
No	41	41	40	0	122
Unknown	42	45	39	0	126
Sheltered	83	87	80	0	250
Yes	0	2	1	0	3
No	13	37	8	3	61
Unknown	50	71	42	5	168
Unsheltered	63	110	51	8	232
Yes	0	3	2	0	5
No	54	78	48	3	183
Unknown	92	116	81	5	294
Combined	146	197	131	8	482

Race					
	Davis	West Sacramento	Woodland	Winters and Rural	Total Countywide
African American	22	16	17	0	55
Asian	4	2	0	0	6
American Indian/Alaska Native	0	0	1	0	1
Hawaiian/Pacific Islander	0	0	0	0	0
Multiple Races	6	4	5	0	15
White	45	29	50	0	124
Unknown	6	36	7	0	49
Sheltered	83	87	80	0	250
African American	5	14	1	0	20
Asian	0	0	0	0	0
American Indian/Alaska Native	2	5	1	0	8
Hawaiian/Pacific Islander	1	1	0	0	2
Multiple Races	6	6	7	0	19
White	35	59	35	6	135
Unknown	14	25	7	2	48
Unsheltered	63	110	51	8	232
African American	27	30	18	0	75
Asian	4	2	0	0	6
American Indian/Alaska Native	2	5	2	0	9
Hawaiian/Pacific Islander	1	1	0	0	2
Multiple Races	12	10	12	0	34
White	80	88	85	6	259
Unknown	20	61	14	2	97
Combined	146	197	131	8	482
Ethnicity					
	Davis	West Sacramento	Woodland	Winters and Rural	Total Countywide
Hispanic/Latino	10	14	7	0	31
Non-Hispanic/Non-Latino	73	37	66	0	176
Unknown	0	36	7	0	43
Sheltered	83	87	80	0	250
Hispanic/Latino	11	8	8	0	27
Non-Hispanic/Non-Latino	38	77	36	6	157
Unknown	14	25	7	2	48
Unsheltered	63	110	51	8	232
Hispanic/Latino	21	22	15	0	58
Non-Hispanic/Non-Latino	111	114	102	6	333
Unknown	14	61	14	2	91
Combined	146	197	131	8	482

Homeless Status					
<i>Sleeping Location</i>					
	Davis	West Sacramento	Woodland	Winters and Rural	Total Countywide
Emergency Shelter	60	68	76	0	204
Transitional Housing	23	19	4	0	46
Sheltered	83	87	80	0	250
Abandoned Building	0	1	0	0	1
Building not meant for Sleeping	1	0	8	0	9
Outside	58	98	39	8	203
Car, Camper, RV with no hookups	3	6	3	0	12
Someone Else's Home (Garage)	1	5	1	0	7
Unsheltered	63	110	51	8	232
History of Homelessness in Yolo County					
<i>Length of Stay in Yolo County</i>					
	Davis	West Sacramento	Woodland	Winters and Rural	Total Countywide
Less than 1 Year	47	28	13	0	88
1-6 Years	17	0	7	0	24
7-10 Years	4	2	1	0	7
11-19 Years	2	13	4	0	19
20+ Years	10	2	4	0	16
Unknown	3	42	51	0	96
Sheltered	83	87	80	0	250
Less than 1 Year	7	15	7	0	29
1-6 Years	10	26	14	2	52
7-10 Years	14	13	1	0	28
11-19 Years	7	12	4	4	27
20+ Years	12	15	18	0	45
Unknown	13	29	7	2	51
Unsheltered	63	110	51	8	232
Less than 1 Year	54	43	20	0	117
1-6 Years	27	26	21	2	76
7-10 Years	18	15	2	0	35
11-19 Years	9	25	8	4	46
20+ Years	22	17	22	0	61
Unknown	16	71	58	2	147
Combined	146	197	131	8	482

Reason for Coming to Yolo County					
	Davis	West Sacramento	Woodland	Winters and Rural	Total Countywide
Grew up Here	6	40	3	0	49
Family Here	9	9	10	0	28
Fleeing Domestic Violence	21	2	0	0	23
Friends Here	18	0	4	0	22
Good Social Services	11	8	2	0	21
Affordable Housing	7	5	2	0	14
Work	1	0	0	0	1
School	0	0	1	0	1
Police/Probation	0	0	4	0	4
Other/Unknown	10	23	54	0	87
Sheltered	83	87	80	0	250
Grew up Here	4	20	12	1	37
Family Here	5	23	10	1	39
Fleeing Domestic Violence	0	2	0	0	2
Friends Here	8	5	5	1	19
Good Social Services	4	0	1	0	5
Affordable Housing	2	5	2	0	9
Work	4	2	3	0	9
School	3	0	0	0	3
Police/Probation	0	4	3	0	7
Other/Unknown	33	49	15	5	102
Unsheltered	63	110	51	8	232
Grew up Here	10	60	15	1	86
Family Here	14	32	20	1	67
Fleeing Domestic Violence	21	4	0	0	25
Friends Here	26	5	9	1	41
Good Social Services	15	8	3	0	26
Affordable Housing	9	10	4	0	23
Work	5	2	3	0	10
School	3	0	1	0	4
Police/Probation	0	4	7	0	11
Other/Unknown	43	72	69	5	189
Combined	146	197	131	8	482

Where Lived Immediately Prior to Yolo County					
	Davis	West Sacramento	Woodland	Winters and Rural	Total Countywide
N/A: Lived in Yolo County All Life	9	13	4	0	26
Sacramento	8	25	22	0	55
Other CA	21	5	21	0	47
Other State	15	6	4	0	25
Other Country	0	1	0	0	1
Unknown	30	37	29	0	96
Sheltered	83	87	80	0	250
N/A: Lived in Yolo County All Life	2	8	14	0	24
Sacramento	12	34	6	2	54
Other CA	19	14	16	2	51
Other State	11	16	4	2	33
Other Country	2	0	0	0	2
Unknown	17	38	11	2	68
Unsheltered	63	110	51	8	232
N/A: Lived in Yolo County All Life	11	21	18	0	50
Sacramento	20	59	28	2	109
Other CA	40	19	37	2	98
Other State	26	22	8	2	58
Other Country	2	1	0	0	3
Unknown	47	75	40	2	164
Combined	146	197	131	8	482
Chronic Homelessness					
Long-Term Homeless					
	Davis	West Sacramento	Woodland	Winters and Rural	Total Countywide
Yes	38	23	14	0	75
No	18	36	59	0	113
Unknown	27	28	7	0	62
Sheltered	83	87	80	0	250
Yes	45	73	45	4	167
No	6	9	4	1	20
Unknown	12	28	2	3	45
Unsheltered	63	110	51	8	232
Yes	83	96	59	4	242
No	24	45	63	1	133
Unknown	39	56	9	3	107
Combined	146	197	131	8	482

Frequently Homeless					
	Davis	West Sacramento	Woodland	Winters and Rural	Total Countywide
Yes	6	24	14	0	44
No	45	30	56	0	131
Unknown	32	33	10	0	75
Sheltered	83	87	80	0	250
Yes	16	33	37	6	92
No	33	50	10	0	93
Unknown	14	27	4	2	47
Unsheltered	63	110	51	8	232
Yes	22	57	51	6	136
No	78	80	66	0	224
Unknown	46	60	14	2	122
Combined	146	197	131	8	482
Long-Term and/or Frequently Homeless w/ a Disability					
	Davis	West Sacramento	Woodland	Winters and Rural	Total Countywide
Yes	23	8	19	0	50
No	60	79	61	0	200
Unknown	0	0	0	0	0
Sheltered	83	87	80	0	250
Yes	36	59	33	4	132
No	15	26	17	3	61
Unknown	12	25	1	1	39
Unsheltered	63	110	51	8	232
Yes	59	67	52	4	182
No	75	105	78	3	261
Unknown	12	25	1	1	39
Combined	146	197	131	8	482
Health Status					
Post Traumatic Stress Disorder					
	Davis	West Sacramento	Woodland	Winters and Rural	Total Countywide
Yes	0	5	1	0	6
No	83	82	79	0	244
Unknown	0	0	0	0	0
Sheltered	83	87	80	0	250
Yes	17	30	16	1	64
No	34	57	34	6	131
Unknown	12	23	1	1	37
Unsheltered	63	110	51	8	232
Yes	17	35	17	1	70
No	117	139	113	6	375
Unknown	12	23	1	1	37
Combined	146	197	131	8	482

Serious Mental Illness					
	Davis	West Sacramento	Woodland	Winters and Rural	Total Countywide
Yes	6	8	28	0	42
No	77	79	52	0	208
Unknown	0	0	0	0	0
Sheltered	83	87	80	0	250
Yes	20	35	15	2	72
No	31	52	35	5	123
Unknown	12	23	1	1	37
Unsheltered	63	110	51	8	232
Yes	26	43	43	2	114
No	108	131	87	5	331
Unknown	12	23	1	1	37
Combined	146	197	131	8	482
Substance Use Disorder					
	Davis	West Sacramento	Woodland	Winters and Rural	Total Countywide
Yes	12	6	17	0	35
No	71	81	63	0	215
Unknown	0	0	0	0	0
Sheltered	83	87	80	0	250
Yes	16	32	21	1	70
No	35	55	29	6	125
Unknown	12	23	1	1	37
Unsheltered	63	110	51	8	232
Yes	28	38	38	1	105
No	106	136	92	6	340
Unknown	12	23	1	1	37
Combined	146	197	131	8	482
Development Disability					
	Davis	West Sacramento	Woodland	Winters and Rural	Total Countywide
Yes	1	4	5	0	10
No	82	83	75	0	240
Unknown	0	0	0	0	0
Sheltered	83	87	80	0	250
Yes	8	15	8	0	31
No	43	72	42	7	164
Unknown	12	23	1	1	37
Unsheltered	63	110	51	8	232
Yes	9	19	13	0	41
No	125	155	117	7	404
Unknown	12	23	1	1	37
Combined	146	197	131	8	482

Physical Illness or Disability					
	Davis	West Sacramento	Woodland	Winters and Rural	Total Countywide
Yes	8	5	19	0	32
No	75	82	61	0	218
Unknown	0	0	0	0	0
Sheltered	83	87	80	0	250
Yes	23	37	17	1	78
No	28	50	33	6	117
Unknown	12	23	1	1	37
Unsheltered	63	110	51	8	232
Yes	31	42	36	1	110
No	103	132	94	6	335
Unknown	12	23	1	1	37
Combined	146	197	131	8	482
Co-Occurring Health Issues					
	Davis	West Sacramento	Woodland	Winters and Rural	Total Countywide
1	16	5	24	0	45
2	8	6	15	0	29
3	0	2	3	0	5
4	1	3	1	0	5
5	0	0	1	0	1
6	0	0	0	0	0
No	58	71	36	0	165
Unknown	0	0	0	0	0
Sheltered	83	87	80	0	250
1	15	23	14	2	54
2	14	21	5	0	40
3	5	15	8	1	29
4	4	6	5	0	15
5	1	3	2	0	6
6	1	0	0	0	1
No	11	19	16	4	50
Unknown	12	23	1	1	37
Unsheltered	63	110	51	8	232
1	31	28	38	2	99
2	22	27	20	0	69
3	5	17	11	1	34
4	5	9	6	0	20
5	1	3	3	0	7
6	1	0	0	0	1
No	69	90	52	4	215
Unknown	12	23	1	1	37
Combined	146	197	131	8	482

Personal Information					
Income					
	Davis	West Sacramento	Woodland	Winters and Rural	Total Countywide
Yes	40	78	48	0	166
No	22	7	32	0	61
Unknown	21	2	0	0	23
Sheltered	83	87	80	0	250
Yes	26	36	15	3	80
No	23	49	29	3	104
Unknown	14	25	7	2	48
Unsheltered	63	110	51	8	232
Yes	66	114	63	3	246
No	45	56	61	3	165
Unknown	35	27	7	2	71
Combined	146	197	131	8	482
Misdemeanor Conviction					
	Davis	West Sacramento	Woodland	Winters and Rural	Total Countywide
Yes	18	5	7	0	30
No	60	39	25	0	124
Unknown	5	43	48	0	96
Sheltered	83	87	80	0	250
Yes	29	54	23	5	111
No	21	30	20	1	72
Unknown	13	26	8	2	49
Unsheltered	63	110	51	8	232
Yes	47	59	30	5	141
No	81	69	45	1	196
Unknown	18	69	56	2	145
Combined	146	197	131	8	482
Felony Conviction					
	Davis	West Sacramento	Woodland	Winters and Rural	Total Countywide
Yes	3	6	6	0	15
No	74	38	25	0	137
Unknown	6	43	49	0	98
Sheltered	83	87	80	0	250
Yes	19	40	17	3	79
No	30	44	27	3	104
Unknown	14	26	7	2	49
Unsheltered	63	110	51	8	232
Yes	22	46	23	3	94
No	104	82	52	3	241
Unknown	20	69	56	2	147
Combined	146	197	131	8	482

Eviction					
	Davis	West Sacramento	Woodland	Winters and Rural	Total Countywide
Yes	12	12	4	0	28
No	61	35	29	0	125
Unknown	10	40	47	0	97
Sheltered	83	87	80	0	250
Yes	14	23	11	3	51
No	34	60	33	3	130
Unknown	15	27	7	2	51
Unsheltered	63	110	51	8	232
Yes	26	35	15	3	79
No	95	95	62	3	255
Unknown	25	67	54	2	148
Combined	146	197	131	8	482
Bankruptcy					
	Davis	West Sacramento	Woodland	Winters and Rural	Total Countywide
Yes	2	0	2	0	4
No	71	36	21	0	128
Unknown	10	51	57	0	118
Sheltered	83	87	80	0	250
Yes	6	6	2	0	14
No	39	77	42	6	164
Unknown	18	27	7	2	54
Unsheltered	63	110	51	8	232
Yes	8	6	4	0	18
No	110	113	63	6	292
Unknown	28	78	64	2	172
Combined	146	197	131	8	482
Pet Ownership					
	Davis	West Sacramento	Woodland	Winters and Rural	Total Countywide
Yes	2	10	0	0	12
No	81	77	80	0	238
Unknown	0	0	0	0	0
Sheltered	83	87	80	0	250
Yes	7	30	1	5	43
No	44	57	49	2	152
Unknown	12	23	1	1	37
Unsheltered	63	110	51	8	232
Yes	9	40	1	5	55
No	125	134	129	2	390
Unknown	12	23	1	1	37
Combined	146	197	131	8	482

Foster Care					
	Davis	West Sacramento	Woodland	Winters and Rural	Total Countywide
Yes	2	10	0	0	12
No	81	32	32	0	145
Unknown	0	45	48	0	93
Sheltered	83	87	80	0	250
Yes	5	23	9	2	39
No	43	60	35	4	142
Unknown	15	27	7	2	51
Unsheltered	63	110	51	8	232
Yes	7	33	9	2	51
No	124	92	67	4	287
Unknown	15	72	55	2	144
Combined	146	197	131	8	482
Victim of Domestic Violence					
	Davis	West Sacramento	Woodland	Winters and Rural	Total Countywide
Yes	34	33	6	0	73
No	49	17	27	0	93
Unknown	0	37	47	0	84
Sheltered	83	87	80	0	250
Yes	13	26	7	2	48
No	36	57	40	4	137
Unknown	14	27	4	2	47
Unsheltered	63	110	51	8	232
Yes	47	59	13	2	121
No	85	74	67	4	230
Unknown	14	64	51	2	131
Combined	146	197	131	8	482
Benefits					
Health Benefits					
	Davis	West Sacramento	Woodland	Winters and Rural	Total Countywide
Yes	72	82	67	0	221
No	5	3	9	0	17
Unknown	6	2	4	0	12
Sheltered	83	87	80	0	250
Yes	32	62	28	4	126
No	16	21	14	2	53
Unknown	15	27	9	2	53
Unsheltered	63	110	51	8	232
Yes	104	144	95	4	347
No	21	24	23	2	70
Unknown	21	29	13	2	65
Combined	146	197	131	8	482

Disability Benefits					
	Davis	West Sacramento	Woodland	Winters and Rural	Total Countywide
Yes	10	8	15	0	33
No	70	59	57	0	186
Unknown	3	20	8	0	31
Sheltered	83	87	80	0	250
Yes	12	23	13	1	49
No	35	61	28	5	129
Unknown	16	26	10	2	54
Unsheltered	63	110	51	8	232
Yes	22	31	28	1	82
No	105	120	85	5	315
Unknown	19	46	18	2	85
Combined	146	197	131	8	482

Location: Davis West Sacramento Winters Woodland Rural/Unincorporated Yolo Other: _____

Date: 1/24 1/25 1/26 1/27 1/28 1/29 1/30

[INTRODUCE YOURSELF]: Hello, my name is **[FIRST NAME]**, and I am conducting a brief housing survey. The survey will only take a few moments, is confidential, and will help us advocate for more resources. May I ask you a few questions about your housing and service needs? Yes No **[IF NO, COMPLETE VISUAL COUNT FORM]**

1. **Have you already taken this survey in the last few days?** Yes No **[IF YES, STOP SURVEY]**
 2. **Where did you sleep on the night of the 23rd/last night/Monday night?**

[CONTINUE SURVEY]	[STOP SURVEY]
<input type="checkbox"/> Outside (such as tents, parks, underpasses)	<input type="checkbox"/> Own or rent home
<input type="checkbox"/> Someone else's home (outside or in a garage)	<input type="checkbox"/> Someone else's home (inside)
<input type="checkbox"/> Motel (paid for by agency because homeless)	<input type="checkbox"/> Motel (paid for with own money)
<input type="checkbox"/> Institution (if released after midnight to homelessness)	<input type="checkbox"/> Jail or prison
<input type="checkbox"/> Abandoned building, garage, shed, storage	<input type="checkbox"/> Hospital
<input type="checkbox"/> Building not meant for sleeping (such as a library)	<input type="checkbox"/> Treatment program
<input type="checkbox"/> Car, camper, RV (with no permanent hookups)	<input type="checkbox"/> Subsidized permanent housing program
<input type="checkbox"/> Emergency shelter	
<input type="checkbox"/> Transitional Housing	
<input type="checkbox"/> Other, please specify: _____	

3. **Was where you slept within the limits of . . . ? [STOP SURVEY IF LOCATION WAS KNOWN AND NOT WITHIN YOLO COUNTY]**
 Davis West Sacramento Winters Woodland Rural/Unincorporated Yolo Other: _____
4. **What brought you to Yolo County? [MARK ONE; MOST APPLICABLE ANSWER ONLY]**
 Grew Up Here Family Here Friends Here Good Social Services Affordable Housing Other: _____
5. **How long have you lived in Yolo County?**
 Less than 1 Year 1-3 Years 4-6 Years 7-10 Years 11-13 Years Other: _____
6. **Where did you live immediately prior to coming to Yolo County? [WRITE N/A IF LIVED IN YOLO COUNTY ENTIRE LIFE]**
 City/Region: _____ State: _____

7. **What are your initials, birth month, and birth year?**
 Initials: _____ Birth Month: _____ Birth Year: _____
8. **Are you and everyone in your household under age 25?** Yes No
9. **How many people live with you (including you)? [THE ANSWERS IN B SHOULD TOTAL THE NUMBER OF PERSONS IN A]**
 A. Total Number of Persons: _____ B1. Age 25 or Older: _____ B2. Age 18-24: _____ B3. Under 18: _____

	Adult 1	Adult 2	Child 1	Child 2	Child 3	Child 4	Child 5
10. Initials							
11. Age							
12. Gender							
Female							
Male							
Transgender: Male to Female							
Transgender: Female to Male							
Doesn't Identify							
13. Race [CHECK ALL THAT APPLY]							
White							
Black or African American							
Asian							
American Indian/Alaska Native							
Native Hawaiian/Pacific Islander							
14. Ethnicity							
Non-Hispanic/Non-Latino							
Hispanic/Latino							
15. Pregnant [WRITE YES, NO, N/A]							

[QUESTIONS FOR ADULT 1]

Initials: _____ Birth Month: _____ Birth Year: _____

- 1. Have you been continuously homeless for at least 1 year? Yes No Unknown
- 2. Have you been homeless at least 4 separate occasions in the last 3 years? Yes No Unknown
- 3. **[IF YES]** Was the combined length of time homeless at least 12 months? Yes No Unknown
- 4. Do you receive any disability benefits? **[SUCH AS SSI OR SSDI]** Yes No Unknown

Do you consider yourself to have, or has someone else told you that you have any of the following:				[IF YES] Does this severely interfere with your life?		
	Yes	No	Observation	Yes	No	Observation
Developmental Disability						
HIV/AIDS						
Post-Traumatic Stress Disorder						
Physical Illness or Disability			<input type="checkbox"/> Y <input type="checkbox"/> N			<input type="checkbox"/> Y <input type="checkbox"/> N
Serious Mental Illness			<input type="checkbox"/> Y <input type="checkbox"/> N			<input type="checkbox"/> Y <input type="checkbox"/> N
Substance Use Disorder			<input type="checkbox"/> Y <input type="checkbox"/> N			<input type="checkbox"/> Y <input type="checkbox"/> N

- 6. Have you ever served in the U.S. Armed Forces? Yes No Unknown
- 7. Have you ever been activated into the National Guard or Reserve? Yes No Unknown
- 8. Have you ever been a victim of domestic violence? Yes No Unknown
- 9. Did you ever live in foster care or a group home? Yes No Unknown
- 10. Have you ever been convicted of a misdemeanor? Yes No Unknown
- 11. Have you ever been convicted of a felony? Yes No Unknown
- 12. Have you ever been evicted? Yes No Unknown
- 13. Have you ever been bankrupt? Yes No Unknown
- 14. Do you have health insurance? **[INCLUDES MEDI-CAL]** Yes No Unknown
- 15. Do you have income? Yes No Unknown **[IF YES]** Source and amount? Source: _____ Monthly Amount: _____
- 16. Do you have pets? Yes No Unknown **[IF YES]** Type and how many? Type: _____ Number: _____
- 17. Do you desire any of the following services? **[MARK ALL THAT APPLY]**
 Behavioral Health Services Employment Services Permanent Housing Physical Health Services
 Substance Use Disorder Treatment Other: _____

[QUESTIONS FOR ADULT 2]

Initials: _____ Birth Month: _____ Birth Year: _____

- 1. Have you been continuously homeless for at least 1 year? Yes No Unknown
- 2. Have you been homeless at least 4 separate occasions in the last 3 years? Yes No Unknown
- 3. **[IF YES]** Was the combined length of time homeless at least 12 months? Yes No Unknown
- 4. Do you receive any disability benefits? **[SUCH AS SSI OR SSDI]** Yes No Unknown

Do you consider yourself to have, or has someone else told you that you have any of the following:				[IF YES] Does this severely interfere with your life?		
	Yes	No	Observation	Yes	No	Observation
Developmental Disability						
HIV/AIDS						
Post-Traumatic Stress Disorder						
Physical Illness or Disability			<input type="checkbox"/> Y <input type="checkbox"/> N			<input type="checkbox"/> Y <input type="checkbox"/> N
Serious Mental Illness			<input type="checkbox"/> Y <input type="checkbox"/> N			<input type="checkbox"/> Y <input type="checkbox"/> N
Substance Use Disorder			<input type="checkbox"/> Y <input type="checkbox"/> N			<input type="checkbox"/> Y <input type="checkbox"/> N

- 6. Have you ever served in the U.S. Armed Forces? Yes No Unknown
- 7. Have you ever been activated into the National Guard or Reserve? Yes No Unknown
- 8. Have you ever been a victim of domestic violence? Yes No Unknown
- 9. Did you ever live in foster care or a group home? Yes No Unknown
- 10. Have you ever been convicted of a misdemeanor? Yes No Unknown
- 11. Have you ever been convicted of a felony? Yes No Unknown
- 12. Have you ever been evicted? Yes No Unknown
- 13. Have you ever been bankrupt? Yes No Unknown
- 14. Do you have health insurance? **[INCLUDES MEDI-CAL]** Yes No Unknown
- 15. Do you have income? Yes No Unknown **[IF YES]** Source and amount? Source: _____ Monthly Amount: _____
- 16. Do you have pets? Yes No Unknown **[IF YES]** Type and how many? Type: _____ Number: _____
- 17. Do you desire any of the following services? **[MARK ALL THAT APPLY]**
 Behavioral Health Services Employment Services Permanent Housing Physical Health Services
 Substance Use Disorder Treatment Other: _____

Agency: _____ Program: _____

Program Type: Emergency Shelter Transitional Housing

Location: Davis West Sacramento Winters Woodland Rural/Unincorporated Yolo Other: _____

[INTRODUCE YOURSELF]: Hello, my name is **[FIRST NAME]**, and I am conducting a brief housing survey. The survey will only take a few moments, is confidential, and will help us advocate for more resources. May I ask you a few questions about your housing and service needs? Yes No **[IF NO, COMPLETE VISUAL COUNT FORM]**

1. Have you already taken this survey in the last few days? Yes No **[IF YES, STOP SURVEY]**

2. What brought you to Yolo County? **[MARK ONE; MOST APPLICABLE ANSWER ONLY]**
 Grew Up Here Family Here Friends Here Good Social Services Affordable Housing Other: _____

3. How long have you lived in Yolo County?
 Less than 1 Year 1-3 Years 4-6 Years 7-10 Years 11-13 Years Other: _____

4. Where did you live immediately prior to coming to Yolo County? **[WRITE N/A IF LIVED IN YOLO COUNTY ENTIRE LIFE]**
 City/Region: _____ State: _____

5. What are your initials, birth month, and birth year?
 Initials: _____ Birth Month: _____ Birth Year: _____

6. Are you and everyone in your household under age 25? Yes No

7. How many people live with you (including you)? **[THE ANSWERS IN B SHOULD TOTAL THE NUMBER OF PERSONS IN A]**
 A. Total Number of Persons: _____ B1. Age 25 or Older: _____ B2. Age 18-24: _____ B3. Under 18: _____

	Adult 1	Adult 2	Child 1	Child 2	Child 3	Child 4	Child 5
8. Initials							
9. Age							
10. Gender							
Female							
Male							
Transgender: Male to Female							
Transgender: Female to Male							
Doesn't Identify							
11. Race [CHECK ALL THAT APPLY]							
White							
Black or African American							
Asian							
American Indian/Alaska Native							
Native Hawaiian/Pacific Islander							
12. Ethnicity							
Non-Hispanic/Non-Latino							
Hispanic/Latino							
13. Pregnant [WRITE YES, NO, N/A]							

[QUESTIONS FOR ADULT 1]

Initials: _____ Birth Month: _____ Birth Year: _____

- 1. Have you been continuously homeless for at least 1 year? Yes No Unknown
- 2. Have you been homeless at least 4 separate occasions in the last 3 years? Yes No Unknown
- 3. **[IF YES]** Was the combined length of time homeless at least 12 months? Yes No Unknown
- 4. Do you receive any disability benefits? **[SUCH AS SSI OR SSDI]** Yes No Unknown

Do you consider yourself to have, or has someone else told you that you have any of the following:				[IF YES] Does this severely interfere with your life?		
	Yes	No	Observation	Yes	No	Observation
Developmental Disability						
HIV/AIDS						
Post-Traumatic Stress Disorder						
Physical Illness or Disability			<input type="checkbox"/> Y <input type="checkbox"/> N			<input type="checkbox"/> Y <input type="checkbox"/> N
Serious Mental Illness			<input type="checkbox"/> Y <input type="checkbox"/> N			<input type="checkbox"/> Y <input type="checkbox"/> N
Substance Use Disorder			<input type="checkbox"/> Y <input type="checkbox"/> N			<input type="checkbox"/> Y <input type="checkbox"/> N

- 6. Have you ever served in the U.S. Armed Forces? Yes No Unknown
- 7. Have you ever been activated into the National Guard or Reserve? Yes No Unknown
- 8. Have you ever been a victim of domestic violence? Yes No Unknown
- 9. Did you ever live in foster care or a group home? Yes No Unknown
- 10. Have you ever been convicted of a misdemeanor? Yes No Unknown
- 11. Have you ever been convicted of a felony? Yes No Unknown
- 12. Have you ever been evicted? Yes No Unknown
- 13. Have you ever been bankrupt? Yes No Unknown
- 14. Do you have health insurance? **[INCLUDES MEDI-CAL]** Yes No Unknown **[IF YES]** Source and amount? Source: _____ Monthly Amount: _____
- 15. Do you have income? Yes No Unknown **[IF YES]** Source and amount? Source: _____ Monthly Amount: _____
- 16. Do you have pets? Yes No Unknown **[IF YES]** Type and how many? Type: _____ Number: _____
- 17. Do you desire any of the following services? **[MARK ALL THAT APPLY]**
 Behavioral Health Services Employment Services Permanent Housing Physical Health Services
 Substance Use Disorder Treatment Other: _____

[QUESTIONS FOR ADULT 2]

Initials: _____ Birth Month: _____ Birth Year: _____

- 1. Have you been continuously homeless for at least 1 year? Yes No Unknown
- 2. Have you been homeless at least 4 separate occasions in the last 3 years? Yes No Unknown
- 3. **[IF YES]** Was the combined length of time homeless at least 12 months? Yes No Unknown
- 4. Do you receive any disability benefits? **[SUCH AS SSI OR SSDI]** Yes No Unknown

Do you consider yourself to have, or has someone else told you that you have any of the following:				[IF YES] Does this severely interfere with your life?		
	Yes	No	Observation	Yes	No	Observation
Developmental Disability						
HIV/AIDS						
Post-Traumatic Stress Disorder						
Physical Illness or Disability			<input type="checkbox"/> Y <input type="checkbox"/> N			<input type="checkbox"/> Y <input type="checkbox"/> N
Serious Mental Illness			<input type="checkbox"/> Y <input type="checkbox"/> N			<input type="checkbox"/> Y <input type="checkbox"/> N
Substance Use Disorder			<input type="checkbox"/> Y <input type="checkbox"/> N			<input type="checkbox"/> Y <input type="checkbox"/> N

- 6. Have you ever served in the U.S. Armed Forces? Yes No Unknown
- 7. Have you ever been activated into the National Guard or Reserve? Yes No Unknown
- 8. Have you ever been a victim of domestic violence? Yes No Unknown
- 9. Did you ever live in foster care or a group home? Yes No Unknown
- 10. Have you ever been convicted of a misdemeanor? Yes No Unknown
- 11. Have you ever been convicted of a felony? Yes No Unknown
- 12. Have you ever been evicted? Yes No Unknown
- 13. Have you ever been bankrupt? Yes No Unknown
- 14. Do you have health insurance? **[INCLUDES MEDI-CAL]** Yes No Unknown **[IF YES]** Source and amount? Source: _____ Monthly Amount: _____
- 15. Do you have income? Yes No Unknown **[IF YES]** Source and amount? Source: _____ Monthly Amount: _____
- 16. Do you have pets? Yes No Unknown **[IF YES]** Type and how many? Type: _____ Number: _____
- 17. Do you desire any of the following services? **[MARK ALL THAT APPLY]**
 Behavioral Health Services Employment Services Permanent Housing Physical Health Services
 Substance Use Disorder Treatment Other: _____

[INSTRUCTIONS]: Complete **one form per individual or family** that you believe is homeless. Complete the visual count information based on your observation, **ONLY** for individuals that are unsafe to approach or are unwilling to participate in the survey.

1. **Date of Interview:** 1/24 1/25 1/26 1/27 1/28 1/29 1/30

2. **General Location:** Davis West Sacramento Winters Woodland Rural/Unincorporated Yolo Unknown

3. **Details about Location:** _____

4. **[RECORD THE NUMBER OF PEOPLE BY AGE AND GENDER]**

	Under 18	18-24	25-55	56+
Male				
Female				
Gender Unknown				

5. **Describe the appearance of the person(s):** _____

6. **Describe if the person(s) has any pets:** _____

[INSTRUCTIONS]: Complete **one form per individual or family** that you believe is homeless. Complete the visual count information based on your observation, **ONLY** for individuals that are unsafe to approach or are unwilling to participate in the survey.

1. **Date of Interview:** 1/24 1/25 1/26 1/27 1/28 1/29 1/30

2. **General Location:** Davis West Sacramento Winters Woodland Rural/Unincorporated Yolo Unknown

3. **Details about Location:** _____

4. **[RECORD THE NUMBER OF PEOPLE BY AGE AND GENDER]**

	Under 18	18-24	25-55	56+
Male				
Female				
Gender Unknown				

5. **Describe the appearance of the person(s):** _____

6. **Describe if the person(s) has any pets:** _____