

# Yolo County Oral Health Strategic Plan 2017-2020

Ronald W. Chapman, MD, MPH  
Yolo County Health Officer  
on behalf of the  
Yolo County Oral Health Strategic Plan Steering  
Committee

# YOLO COUNTY ORAL HEALTH STRATEGIC PLAN: July 2017- June 2020

*Approved May 8, 2017*

## 1. Raise Community Awareness About Oral Health

- 1.A. Conduct Media/PSA Campaign to Elevate Public Awareness and Value of Oral Health
- 1.B. Educate Elected Officials/Community Leaders about Oral Health Policy Options and Considerations
- 1.C. Monitor and Report on Oral Health Outcomes and Access for Low-Income Residents

## 2. Increase Screening and Prevention Services for Children

- 2.A) Expand Existing Screening and Prevention Programs for Low-Income Children
- 2.B) Develop New School/Child Care Partnerships that Expand Screening/Prevention Services and Parent/Caregiver Education

## 3. Facilitate Local Policies to Promote Oral Health

- 3.A) Provide Information, Expertise and Support to County and City-Based Oral Health Policy Initiatives
- 3.B) Mobilize Dental/Medical Providers and Community Members as Champions for Local Oral Health Policy Initiatives

## 4. Promote Expanded Dental Access for Low-Income Children/Adults

- 4.A) Facilitate Medical-Dental Provider Partnership/Collaboration to Promote Oral Health Integration
- 4.B) Highlight and Promote Innovative Programs and Practices that Expand Dental Access



✓ The percent of Yolo Denti-Cal child beneficiaries (1-year) that receive **any dental service** by 2020 is at or above the California average



✓ 6,000 children receive oral health screenings annually by 2020

✓ Decrease in percent of screened children with class II/III decay between 2016 and 2020



✓ 2 new local oral health policies passed by 2020

✓ Decrease in rate of ED Visits with Dental Diagnosis between 2016 and 2020 (adults and children)

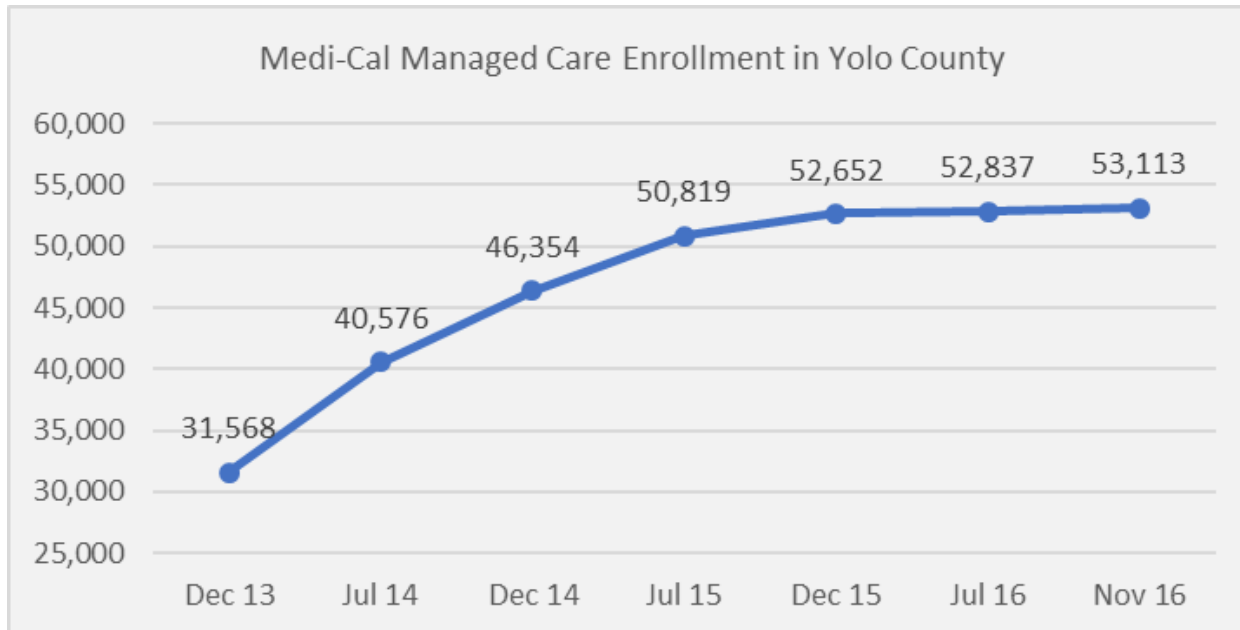


# Needs Assessment Activities

- Secondary Data Analysis
  - Medi-Cal Dental Indicators Report (2013 – 15)
  - Other secondary data
- Community Resident Survey (507 responses)
- Community Dental Provider Survey (39 responses)
- Community Health Center Survey (3 responses)
- Community Leader Interview (5 interviews)

# Secondary Data Analysis – Medi-Cal Enrollment

- Medi-Cal enrollment increased dramatically since 2013 due to the ACA, with most growth occurring among adults
- ~11% of Yolo County residents uninsured, but up to 1 in 3 privately insured likely lack dental coverage



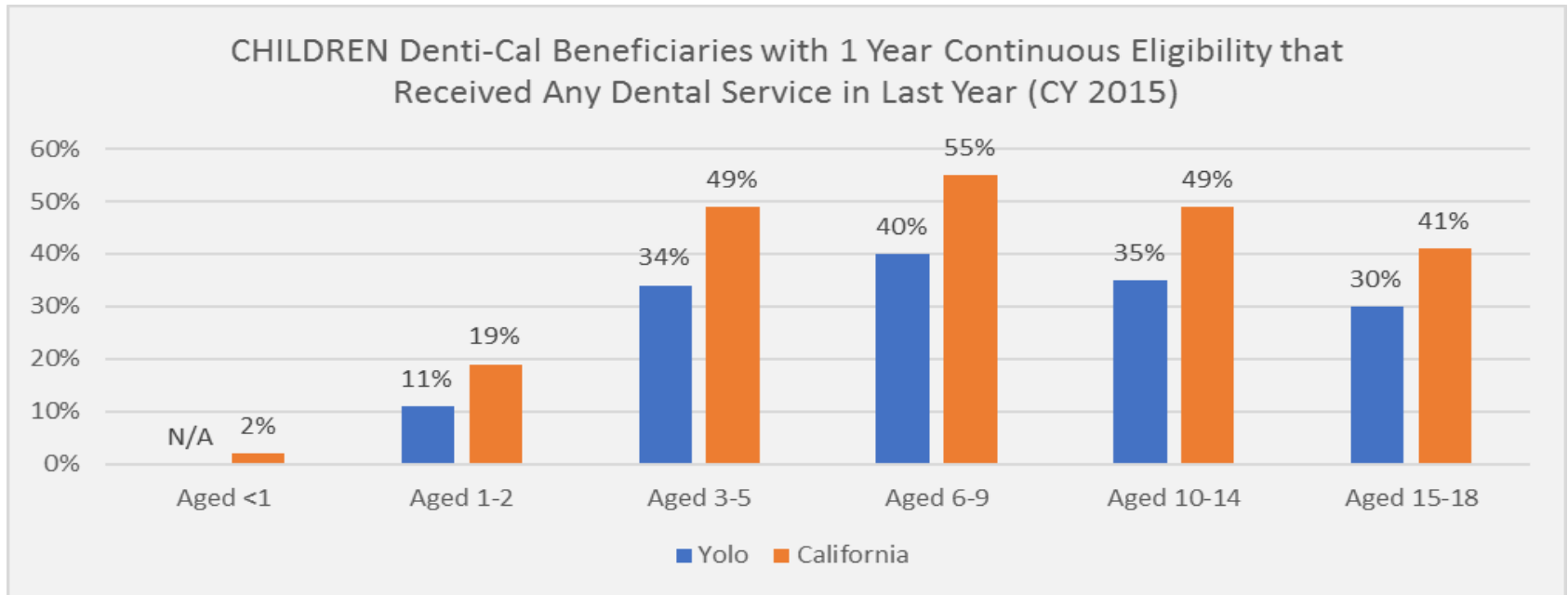
# Secondary Data Analysis – Provider Supply

- In 2013, Yolo County was among the 16 California counties with an insufficient number of providers willing to accept new child Denti-Cal enrollees (California State Auditor Report)

County	Accept NEW Child Denti-Cal Beneficiaries (Provider to Beneficiary Ratio)
Yolo	1:2,487
Sacramento	1:2,585
Napa	1:1,767
Solano	1:1,588
California Standard	1:2,000

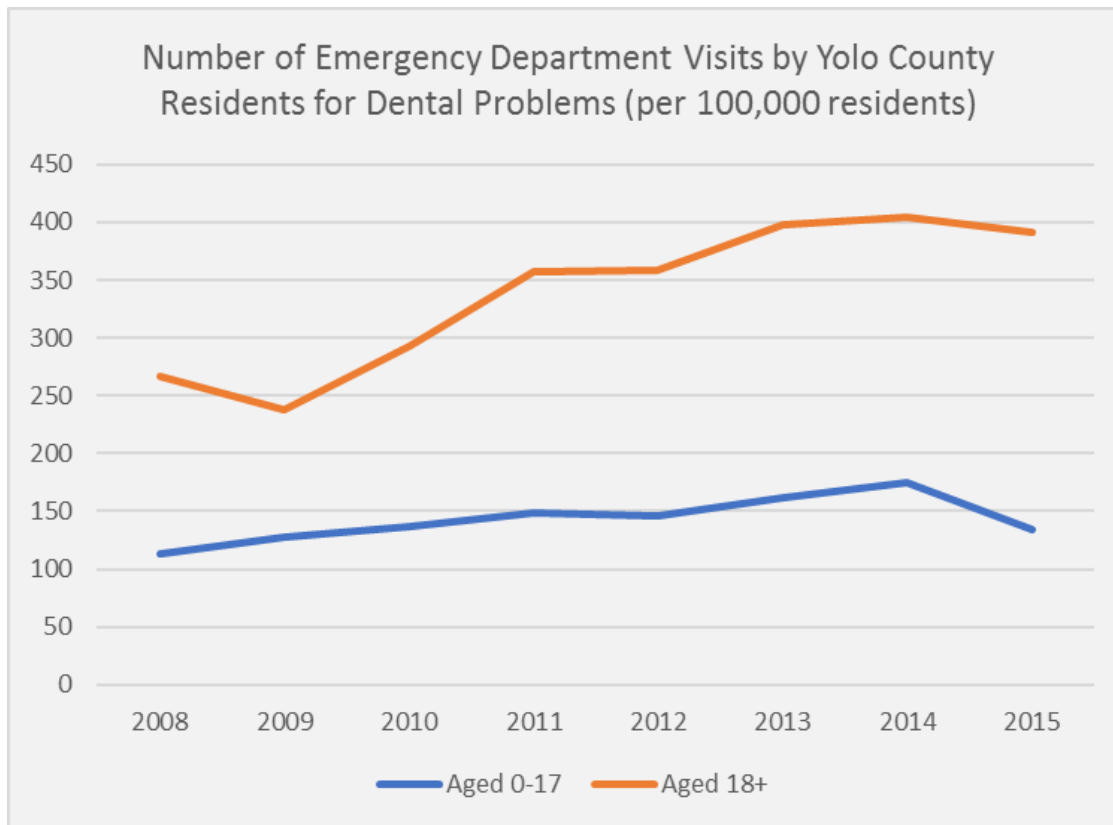
# Secondary Data Analysis – Denti-Cal Utilization

- Yolo County Denti-Cal beneficiaries utilize services at notably lower rates than California Denti-Cal beneficiaries overall – especially children



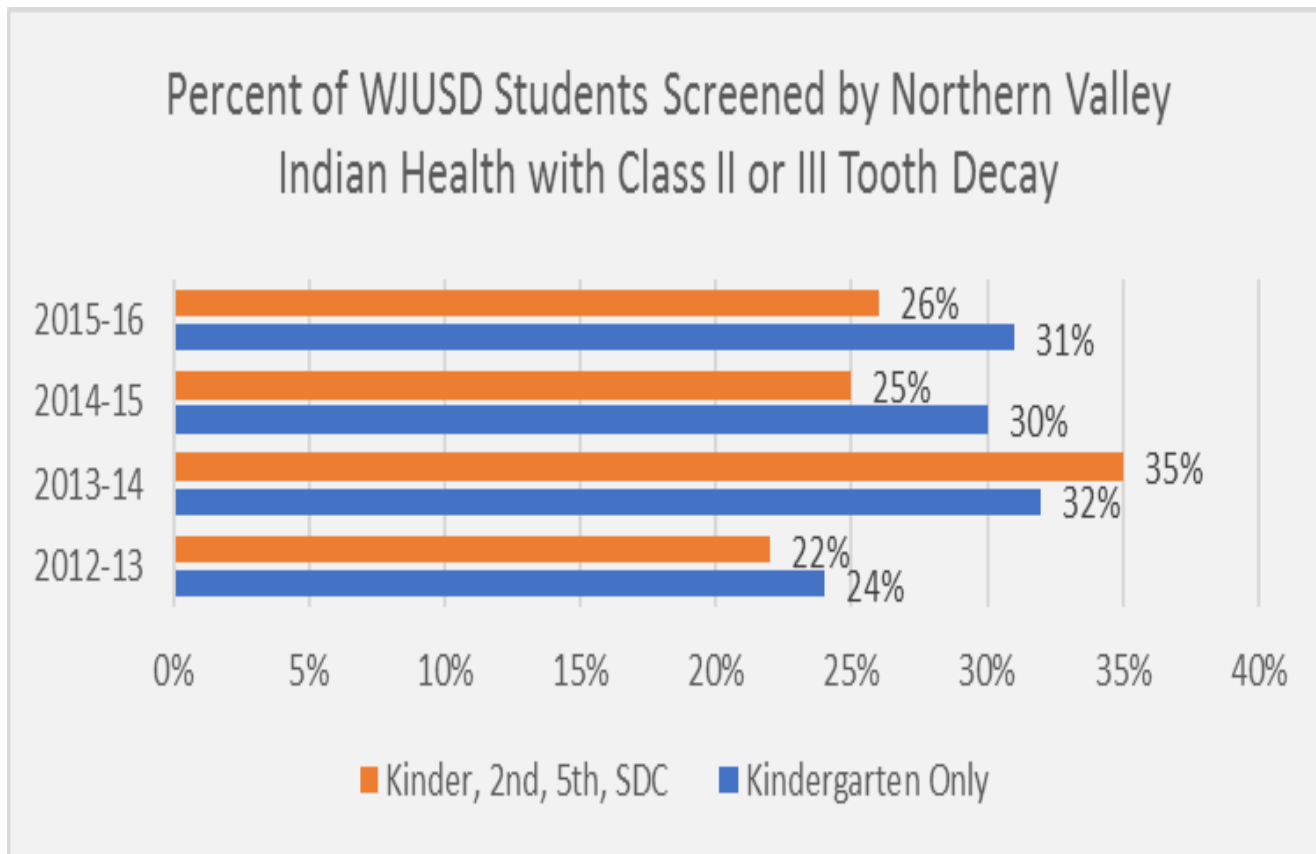
# Secondary Data Analysis – ED Visits for Dental

- The rate of ED visits by Yolo County residents with dental problems as principle diagnosis increased between 2008 and 2015 – especially among adults



# Secondary Data Analysis – Children’s Preventive Screening

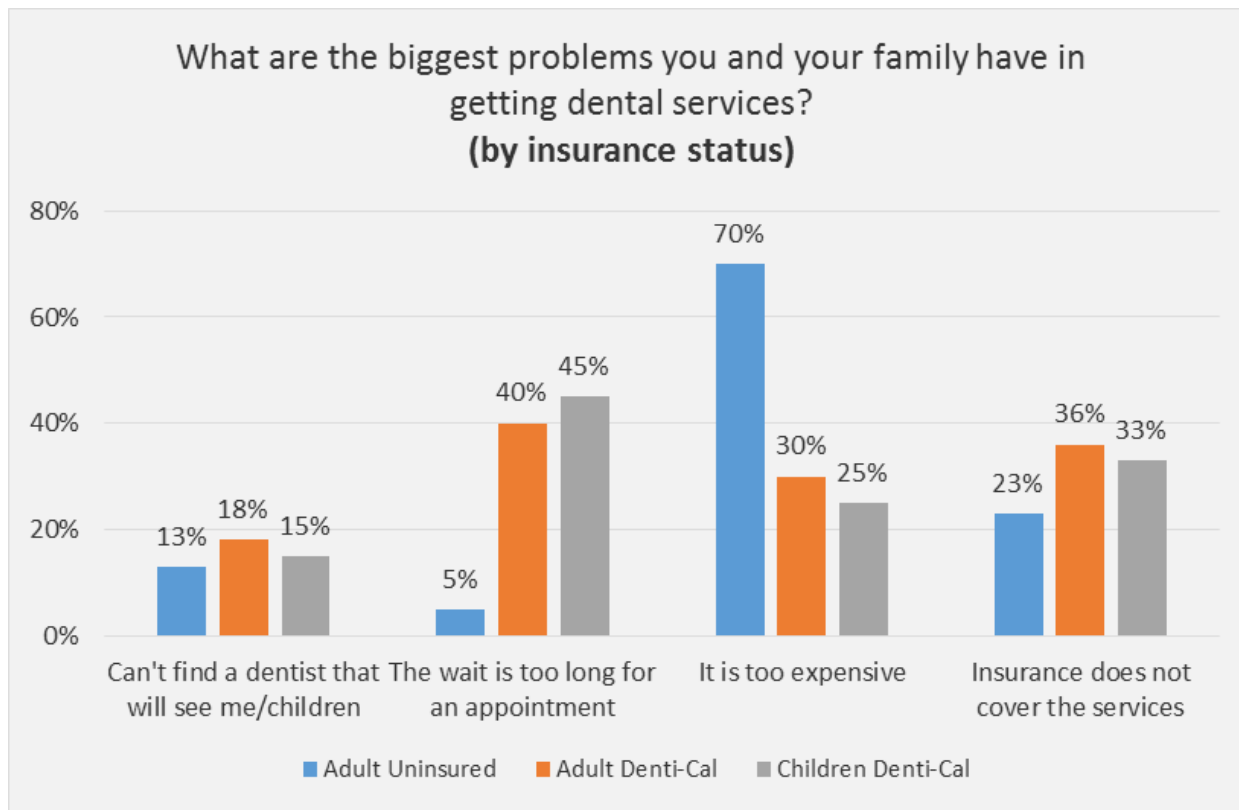
- Data from two screening programs show a small but parallel increase in proportion of screened children with class II or III tooth decay.





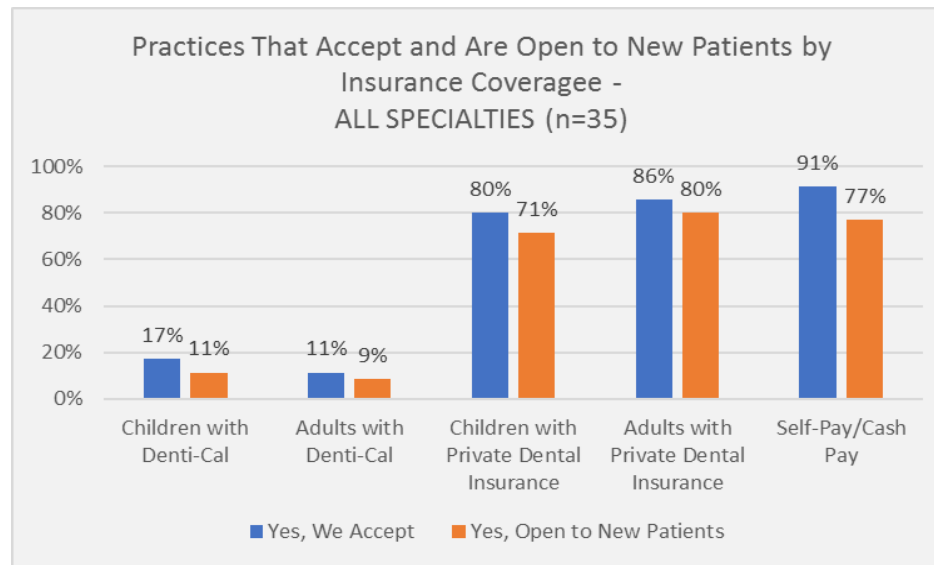
# Community Resident Survey

- 507 responses (51% Spanish speakers)
- Biggest problem accessing dental services is long wait times for appointment for both adults and children with Denti-Cal (45% and 40%)
- 30% of adult respondents lacked coverage and 23% lacked a usual source of care



# Community Dental Provider Survey

- 39 responses (est. 116 licensed dentists in Yolo)
- A very small number of dentists accept Denti-Cal, including virtually no specialists



- Oral health priority ranking
  1. Fluoridating water (92% support)
  2. Increasing access to dental services for children
  3. Expanding dental screening and prevention services for children

# Community Health Center Survey

- 12,081 dental patients in 2016 / 76% Denti-Cal
- Limited capacity to meet patient needs (1 mo+ wait)
- Significant specialty access issues for Denti-Cal
  - Endodontic, periodontic, oral surgery
- Oral health priorities
  1. Increasing access to dental services for ADULTS
  2. Expanding dental screening and prevention services for children
  3. Integrating oral health with primary care
  4. Fluoridating the water in our communities

# Themes:

## Oral Health Barriers/Challenges

- Barriers to timely access for adult and child Denti-Cal beneficiaries
  - Major under-supply of dentists accepting Denti-Cal
  - Limited health center capacity
  - Extremely limited specialty dental access (endodontics, periodontics, oral surgery)
  - Denti-Cal beneficiaries report long wait times
- Children's dental utilization and oral health outcomes
  - Child Denti-Cal beneficiaries utilize dental care at significantly lower rates than for California overall
  - Screening identification of tooth decay has increased among Yolo dental screening programs

# Themes: Oral Health Priorities

	Community Dental Provider Survey	Community Health Center Survey	Community Leader Interviews
Expanding dental screening/prevention for CHILDREN	X	X	X
Fluoridating water in our communities	X	X	X
Increasing access to dental services for CHILDREN	X		
Integrating oral health with primary care		X	
Increasing access to dental services for ADULTS		X	
Expanded dental services for low-income and migrant communities			X
Exploration of sugary beverages tax			X

# YOLO COUNTY ORAL HEALTH STRATEGIC PLAN: July 2017- June 2020

*Approved May 8, 2017*

## 1. Raise Community Awareness About Oral Health

- 1.A. Conduct Media/PSA Campaign to Elevate Public Awareness and Value of Oral Health
- 1.B. Educate Elected Officials/Community Leaders about Oral Health Policy Options and Considerations
- 1.C. Monitor and Report on Oral Health Outcomes and Access for Low-Income Residents

## 2. Increase Screening and Prevention Services for Children

- 2.A) Expand Existing Screening and Prevention Programs for Low-Income Children
- 2.B) Develop New School/Child Care Partnerships that Expand Screening/Prevention Services and Parent/Caregiver Education

## 3. Facilitate Local Policies to Promote Oral Health

- 3.A) Provide Information, Expertise and Support to County and City-Based Oral Health Policy Initiatives
- 3.B) Mobilize Dental/Medical Providers and Community Members as Champions for Local Oral Health Policy Initiatives

## 4. Promote Expanded Dental Access for Low-Income Children/Adults

- 4.A) Facilitate Medical-Dental Provider Partnership/Collaboration to Promote Oral Health Integration
- 4.B) Highlight and Promote Innovative Programs and Practices that Expand Dental Access



✓ The percent of Yolo Denti-Cal child beneficiaries (1-year) that receive **any dental service** by 2020 is at or above the California average



✓ 6,000 children receive oral health screenings annually by 2020

✓ Decrease in percent of screened children with class II/III decay between 2016 and 2020



✓ 2 new local oral health policies passed by 2020

✓ Decrease in rate of ED Visits with Dental Diagnosis between 2016 and 2020 (adults and children)



# Next Steps

- Steering committee will continue.
- Develop action items.
- Study models to address priorities.
- Present and share plan widely.
- Seek funding sources.