





LEGEND

-  Incorporated Cities
-  Yolo County Line
- Bikeways**
-  Class I Bike Path
-  Class II Bike Lane

Source: *County of Yolo Bicycle Transportation Plan*
 (Yolo County Transportation Advisory Committee, May 2002)

Note: Not field verified

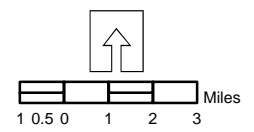


Figure Trans-8
Existing Bikeway Facilities
 YOLO COUNTY GENERAL PLAN