









LEGEND

-  Incorporated Cities
-  Yolo County Line
- Roadway Functional Classification**
-  Freeway
-  Arterial
-  Conventional Two-Lane Highway
-  Major Two-Lane County Road
-  Minor Two-Lane County Road
-  Local Roads

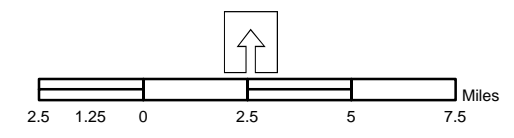


Figure Trans-1
Existing Study Roadway Functional Classification
YOLO COUNTY GENERAL PLAN