

# **Rural Community Investment Program: FY 2016-2017 Annual Report**



“Making a difference by enhancing the quality of life in our community”

# Table of Contents

Background	3
Executive Summary	4
Community Action Plan for Clarksburg	5
Dunnigan Electronic Speed Sign	6
Esparto Preschool and Childcare Center	7
Interim Grant Matching Funds for Rural Community Investment Program	8
Knights Landing Revitalization Study Implementation	9
Madison CSD Emergency Backup Generator	10
Netherlands Road Cleanup	11
<b>Appendix: Grant Eligibility Overview</b>	
A—Clarksburg	12
B—Dunnigan	13
C—Esparto	14
D—Knights Landing	15
E—Madison	16

# Executive Summary

<b>Projects Funded</b>	<b>Total Allocated</b>
Community Action Plan For Clarksburg	\$3,372.44
Dunnigan Electronic speed sign	\$7,127.74
Esparto Preschool and Childcare Center	\$55,000
Interim Grant Matching Funds for Rural Community Investment Program	15,000
Knights Landing Revitalization Study Implementation	\$5,000
Madison CSD Emergency Backup Generator	\$36,290
Netherlands Road Cleanup	\$12,881.08
Total	\$134,671.26

## Background

The Rural Community Investment Program (formerly Rural Initiative Program) is a mechanism for assisting rural communities in identifying funding solutions for projects that address pressing needs in economic development or health and safety. Assistance is provided at Yolo County Board of Supervisor discretion with funding reserved for projects that address a pressing need, are ready for implementation, and where the proposing agency has demonstrated efforts at accumulating alternative sources of funding for the total project cost.

For FY16-17 of the Yolo County Rural Investment Fund, 22 project proposals were received and considered for County funding. Once received Consero Solutions, a contracted grant researcher with the county, reviewed and researched potential alternative sources of funding (i.e. grants) for some of the proposals. The purpose of this step was to ensure that County funding would be used as a last resort for projects and to assist in leveraging funds. Consero Solutions developed profiles for each of the rural communities to assist in determining grant qualification. Ultimately, Consero identified six project proposals that could apply for a grant for their project. The proposing agencies were notified of the grant opportunity and encouraged to apply.

After the review, County staff made recommendations for funding based on the following considerations:

- Relevance to program objectives and/or furtherance of the County Strategic Plan
- Urgency of the project need
- Cost of project (the amount, one-time funding, etc.)
- Availability of alternative sources of funding
- Project readiness

What follows is a summary of the projects recommended and approved by the County Board of Supervisors for one-time County funding through the Rural Community Investment Fund for FY2016-2017. A project description, reason for funding recommendation, and status of project are provided.

## Community Action Plan for Clarksburg

**Agency:** Yolo County District 1

**Amount Awarded:** \$5,000

**Project:**

The County provided \$5,000 in funding to support the Clarksburg Community Action Plan to achieve one of the deliverables set forth in the plan. The Delta Protection Commission embarked on community action planning efforts by engaging communities in the Delta to create plans designed to increase civic vitality and preserve the values and character of historic Delta towns. As a result of this process, the community of Clarksburg engaged in workshops to share their thoughts about improving quality of life, economic development, historic preservation, public safety and other aspects of their community. A draft of the Clarksburg Community Action Plan was created in June 2016.

The proposal requested that the County provides \$5,000 to support the plan's Goal 1: Transportation maintenance and bicycle route circulation improvements for the community, Action 1c: Seek to establish bicycle routes, possibly along railroad rights-of-way, through the community. The funds were utilized to erect signage to alert motorists to bicyclists on the roads.

**Recommendation:**

The project was recommended for funding due to the relevance of the project to the program objectives and the benefit it would provide in implementing one of the action plan goals established by the community.

**Status:**

Completed.

## Dunnigan Electronic Speed Sign

**Agency:** District 5/Yolo County Department of Community Services

**Amount Requested:** \$25,000

**Project:**

The project Community services sought \$25,000 to fund the purchase and install an electronic speed sign along the intersection of County Road 99W and County Road 89. Dunnigan residents asked for an electronic speed sign for many years, but due to budget constraints in Community Services, the request had gone unfunded. The intersection of County Road 99W and County Road 89 is heavily used by local residents who pick up their mail or buy items at the general store. Speeding on County 99W has been an issue as there are no stops and travelers use the frontage road (to I-5) as a personal freeway. The county had placed Dunnigan “city limit” signs near the town in the hopes of slowing down drivers, but drivers were still consistently speeding along this road. The funds were awarded and an electronic speed sign was installed by community services.

**Recommendation:**

The project was recommended for funding due to the relevance of the project to the program objectives of health & safety and its relevance to addressing a critical infrastructure need as listed in the Yolo County Strategic Plan.

**Status:**

Completed. Project came in under budget.

## Esparto Preschool and Childcare Center

**Agency:** Capay Valley Vision and Rise, Inc.

**Amount Awarded:** \$55,000

**Project:**

Over the past several years, Capay Valley Vision (CVV) and RISE, Inc. have worked with the community and local organizations to acquire funding to build and begin operation of a preschool childcare center in the town of Esparto. Previous funders included First Five Yolo, Yolo Indian Gaming Local Community Benefit Committee (IGLCBC), the Yocha Dehe Wintun Nation as well as local foundations. However, in order to open, Rise, Inc. and CVV requested a one-time contribution from the County of \$55,000 to cover construction overage as well as program start-up costs. Specifically, CVV requested a one-time contribution of \$25,000 to cover unanticipated construction costs in terms of County fees along with unexpected requirements for sidewalk repair, sewage and water hook-ups. Additionally, Rise, Inc. requested a one-time contribution of \$30,000 to assist with the operating costs of the center for its first six weeks.

**Recommendation:**

County staff recommend the project for funding due to the relevance of the project to the program objectives of economic development as well as health and safety and the project relevance in providing a program benefitting children in line with the County Strategic Plan. Ultimately, this project addressed an identified need in the community and would help to ensure the realization of a project that other organizations already provided funding to support.

**Status:**

Completed. The SunRise Preschool is now fully operating in Esparto.

## Interim Grant Matching Funds for Rural Initiatives

**Agency:** County Administrators Office (CAO)

**Amount Awarded:** \$15,000

**Project:**

In September 2015 the Board of Supervisors approved the appropriation of \$30,000 under the Rural Community Investment Fund to be utilized as an interim grant matching fund. The purpose of this fund, is to be used in the interim of the budget cycle for rural project opportunities that require a match of funds. In this way rural communities are able to take advantage of opportunities for project funding without having to wait until the next budget cycle. Over the course of FY15-16 the fund was utilized to provide a mobile farm stand in Knights Landing, fund consulting regarding an agriculture accelerator fund and to provide gap funding for a daily after school art program in Esparto.

To distribute these funds, rural areas submit requests to the County Administrator's Office who then, in accordance with discretion authorized by the Board in March 2016, approve the distribution of those funds. The County Administrator's Office requested \$15,000 to be reserved for provision to projects on an as needed basis during the interim of the year.

**Recommendation:**

County staff recommended additional grant matching for funding due to the relevance of its use to the program objectives of economic development as well as health and safety and the projects relevance in addressing delivery and critical infrastructure needs in rural communities in line with the County Strategic Plan.

**Status:**

Ongoing.

In FY 16-17 the county provided \$3,836 to the center for Land Based Learning non-profit as a match to bring a mobile farm stand to the Knights Landing Community. \$5,000 was also provided to the non-profit Capay Valley Vision as a grant match to outdoor art murals in downtown Esparto to celebrate the cultural heritage and history of the community.



## Knights Landing Revitalization Study Implementation

**Agency:** County Administrators Office (CAO)

**Amount Awarded:** \$5,000

**Project:**

The project sought \$5,000 of County funding for use in implementing one of the action items identified in the Knights Landing Revitalization Study. This study was funded utilizing the Community Development Block Grant and was developed through community meetings with the purpose to provide County officials, current business owners, future business startups and residents with a comprehensive plan that can serve as a guide in realizing the economic potential of the community. At the time of the request, the study is still in the process of being finalized. However, staff requested of \$5,000 to assist in the development of at least one of the upcoming recommendations of the study.

**Recommendation:**

County staff recommended the project for funding due to the relevance of the project to the program objectives of economic development as well as health and safety and the project relevance in addressing delivery and critical infrastructure needs in rural communities in line with the Yolo County Strategic Plan.

**Status:**

Funding was rolled over to the FY 17-18 while a suitable project was identified for the funding.

## Madison CSD Emergency Backup Generator

**Agency:** Madison Community Services District (CSD)

**Amount Awarded:** \$36,290

**Project:**

The Madison CSD received \$36,290 of County funding to purchase an emergency backup generator to power the Madison town well and pumps at the sewer ponds in the event of a major power outage. The cost covered the purchase of a 35KW portable generator as well as the tax, delivery and installation of the container pad. The generator provides increased safety for the community in quicker response time to loss of water and potential sewer overflow issues from power outages. The total cost for the project was estimated at \$42,290 of which the Madison CSD funded the difference of \$6,630.

**Recommendation:**

County staff recommend the project for County funding. While the agency is a CSD and can technically raise its fees to cover service needs, staff felt the one-time cost of the generator to be appropriate for County funds since the generator would assist in meeting an emergency need and avoid a potentially burdensome fee increase for the Madison Community, whose median household income meets the CDBG threshold of a disadvantaged community.

**Status:**

Completed

## Netherlands Road Cleanup

**Agency:** District 1/Community Services

**Amount Awarded:** \$20,000

**Project:**

The project sought \$20,000 to cleanup and address serious safety issues resulting from massive overgrowth of trees located on a 2.5 mile stretch on Netherlands Road in Clarksburg. Due to the substantial overgrowth of the trees on the Netherlands Road, branches and limbs were hanging directly onto the street thus creating unsafe travel conditions. Typically, large vehicles, schools buses, work trucks, and including safety vehicles had to drive around the growth to avoid damage to the vehicles or to secure a clearing to drive through. Netherlands Road is fairly narrow so when vehicles needed to pass through the brand-ridden areas, there was risk of head-on collisions, or other vehicles veering off the road into the gutter. Also, the branches had been responsible for damage to safety vehicle equipment housed on top of the trucks which had proven to be very expensive to repair.

The trees which were creating problems, were housed on the property line of residents or in some cases were located on easements between the property line and road. Dereliction of the trees can be attributed to the fact that years ago the county had maintained these trees. As such, the residents of Clarksburg assumed the county was responsible for the trees and has been disenchanted with the fact that the overgrowth occurred. However, during the years the county encountered massive budget reductions, the public works staff were no longer able to continue to maintain the trees and asked the property owners to take over. In addition, the equipment used for this effort is no longer operational. Over the years, the trees had overridden the road and the property owners had not been able to address the issue.

Community Services contracted with the California Conservation Corp to provide labor for tree removal at a quality rate. This was a one-time effort with notice to property owners that the trees must be maintained or removed if overgrowth reoccurs.

**Recommendation:**

County staff recommended the project for funding due to the relevance of the project to address a safety need in accordance with the Rural Initiative program objectives.

**Status:** Completed.

# Grant Eligibility Overview: Clarksburg

## Census Information

**Census Status:** Census Designated Place  
**Tract Code:**  
 Tract 1-06067009900 Tract 2-06113010401<sup>1</sup>  
**Block Code:**

## Disadvantaged Community Status

Definition	Eligible?	Notes
CalEnviroScreen 2.0 Score <sup>2</sup> :	1- YES 2- NO	Tract 1-76-80% Tract 2- 46-50% (must be 76% or above)
Prop 84 (DAC MHI is 80% of State MHI) <sup>1</sup>	NO	\$49,783 (Must be ≤ \$49,191)
Community Development Block Grant Program <sup>3</sup>	NO	42.22% low/mod (50% threshold)

## Demographics

<b>Population<sup>1</sup>:</b>	406
<b>Total Households<sup>1</sup>:</b>	192
<b>Median Household Income<sup>1</sup>:</b>	\$49,783
<b>Median Housing Cost (owner-occupied)<sup>1</sup>:</b>	\$406,900
<b>Individuals Below Poverty Line (annual income of ≤ \$11,770)<sup>1</sup>:</b>	4.7%
<b>Unemployment Rate<sup>1</sup>:</b>	0%
<b>Employment Rate<sup>1</sup>:</b>	64.8%
<b>Low-Income Individuals (≤ 50% of the median family income for that area)<sup>4</sup>:</b>	45
<b>Low/moderate-Income Individuals (≤ 80% of the median family income for that area)<sup>5</sup>:</b>	95
<b>MediCal (Apr. - Sept. 2015 monthly avg.)<sup>6</sup>:</b>	113
<b>CalFresh (Apr. - Sept. 2015 monthly avg.)<sup>6</sup>:</b>	69

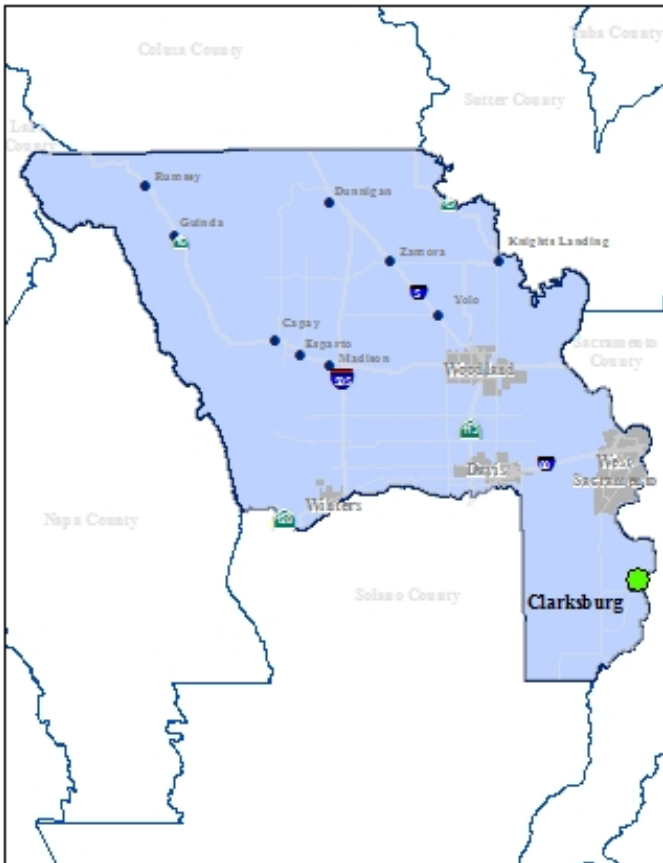
## School Lunch Eligibility

Total Enrollment	
Free Lunch	
Reduced Lunch	

\* Available from School Districts<sup>7</sup>

## Sources

- <sup>1</sup>2010-14 ACS and 5-Year Estimates and [http://factfinder.census.gov/faces/nav/jsf/pages/community\\_facts.xhtml](http://factfinder.census.gov/faces/nav/jsf/pages/community_facts.xhtml)
- <sup>2</sup>CalEnviroScreen Score 2.0: <https://oehha.ca.gov/ej/ces2.html>
- <sup>3</sup>Yolo County Housing
- <sup>4</sup>HUD California Income Levels (Low-Income defined as 50% of the MFI for that area) 2006-10 ACS: [http://portal.hud.gov/hudportal/HUD?src=/program\\_office/comm\\_planning/communitydevelopment/rulesandregs/memoranda/lmidef84](http://portal.hud.gov/hudportal/HUD?src=/program_office/comm_planning/communitydevelopment/rulesandregs/memoranda/lmidef84)
- <sup>5</sup>HUD California Income Levels (Low/moderate-Income defined as 80% of the MFI for that area) 2006-10 ACS: [http://portal.hud.gov/hudportal/HUD?src=/program\\_office/comm\\_planning/communitydevelopment/rulesandregs/memoranda/lmidef84](http://portal.hud.gov/hudportal/HUD?src=/program_office/comm_planning/communitydevelopment/rulesandregs/memoranda/lmidef84)
- <sup>6</sup>Yolo County Health and Human Services Agency: <http://www.yolocounty.org/health-human-services>
- <sup>7</sup>Clarksburg School Districts
- Map: USDA National Agriculture Imagery Program, 2014



# Grant Eligibility Overview: Dunnigan

## Census Information

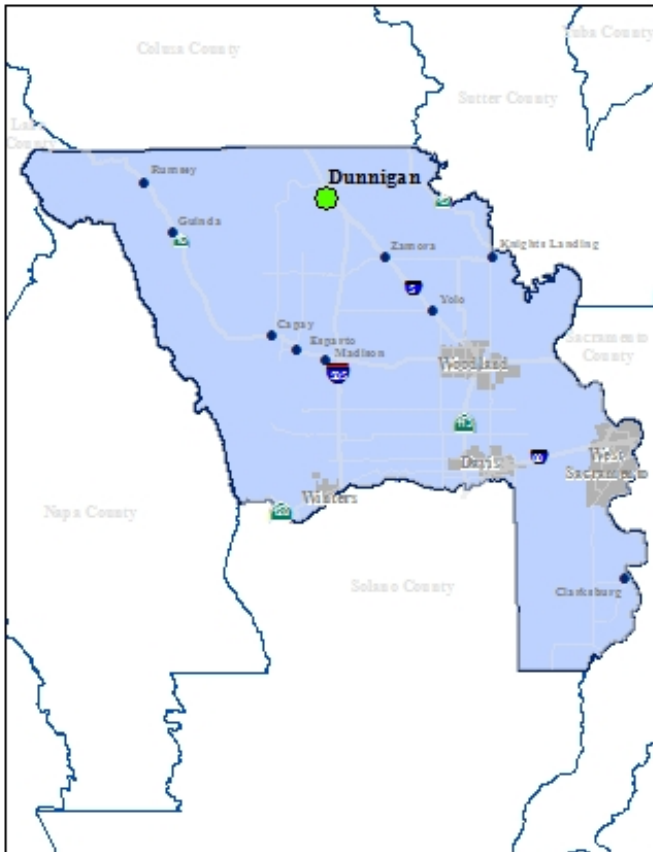
**Census Status:** Census Designated Place

**Tract Code:** 06113011400<sup>1</sup>

**Block Code:**

## Disadvantaged Community Status

Definition	Eligible?	Notes
CalEnviroScreen 2.0 Score <sup>2:</sup>	NO	66-70% (must be 76% or above)
Prop 84 (DAC MHI is 80% of State MHI) <sup>1</sup>	NO	\$63,875 (must be ≤ \$49,191)
Community Development Block Grant Program <sup>3</sup>	NO	47.89% low/mod (50% threshold)



## Demographics

<b>Population<sup>1:</sup></b>	1,017
<b>Total Households<sup>1:</sup></b>	372
<b>Median Household Income<sup>1:</sup></b>	\$63,875
<b>Median Housing Cost (owner-occupied)<sup>1:</sup></b>	\$51,100
<b>Individuals Below Poverty Line (annual income of ≤ \$11,770)<sup>1:</sup></b>	21.4%
<b>Unemployment Rate<sup>1:</sup></b>	20.9%
<b>Employment Rate<sup>1:</sup></b>	56%
<b>Low-Income Individuals (≤ 50% of the median family income for that area)<sup>4:</sup></b>	355
<b>Low/moderate-Income Individuals (≤ 80% of the median family income for that area)<sup>5:</sup></b>	455
<b>MediCal (Apr. - Sept. 2015 monthly avg.)<sup>6:</sup></b>	291
<b>CalFresh (Apr. - Sept. 2015 monthly avg.)<sup>6:</sup></b>	191

## School Lunch Eligibility

Total Enrollment	
Free Lunch	
Reduced Lunch	

\* Available from School Districts<sup>7</sup>

## Sources

- <sup>1</sup> 2010-14 ACS and 5-Year Estimates: [http://factfinder.census.gov/faces/nav/jsf/pages/community\\_facts.xhtml](http://factfinder.census.gov/faces/nav/jsf/pages/community_facts.xhtml)
- <sup>2</sup> CalEnviroScreen Score 2.0: <https://oehha.ca.gov/ej/ces2.html>
- <sup>3</sup> Yolo County Housing
- <sup>4</sup> HUD California Income Levels (Low-Income defined as 50% of the MFI for that area) 2006-10 ACS: [http://portal.hud.gov/hudportal/HUD?src=/program\\_office/s/comm\\_planning/communitydevelopment/rulesandregs/memoranda/lmidef84](http://portal.hud.gov/hudportal/HUD?src=/program_office/s/comm_planning/communitydevelopment/rulesandregs/memoranda/lmidef84)
- <sup>5</sup> HUD California Income Levels (Low/moderate-Income defined as 80% of the MFI for that area) 2006-10 ACS: [http://portal.hud.gov/hudportal/HUD?src=/program\\_office/s/comm\\_planning/communitydevelopment/rulesandregs/memoranda/lmidef84](http://portal.hud.gov/hudportal/HUD?src=/program_office/s/comm_planning/communitydevelopment/rulesandregs/memoranda/lmidef84)
- <sup>6</sup> Yolo County Health and Human Services Agency: <http://www.yolocounty.org/health-human-services>
- <sup>7</sup> Dunnigan School Districts
- Map: USDA National Agriculture Imagery Program, 2014

# Grant Eligibility Overview: Esparto

## Census Information

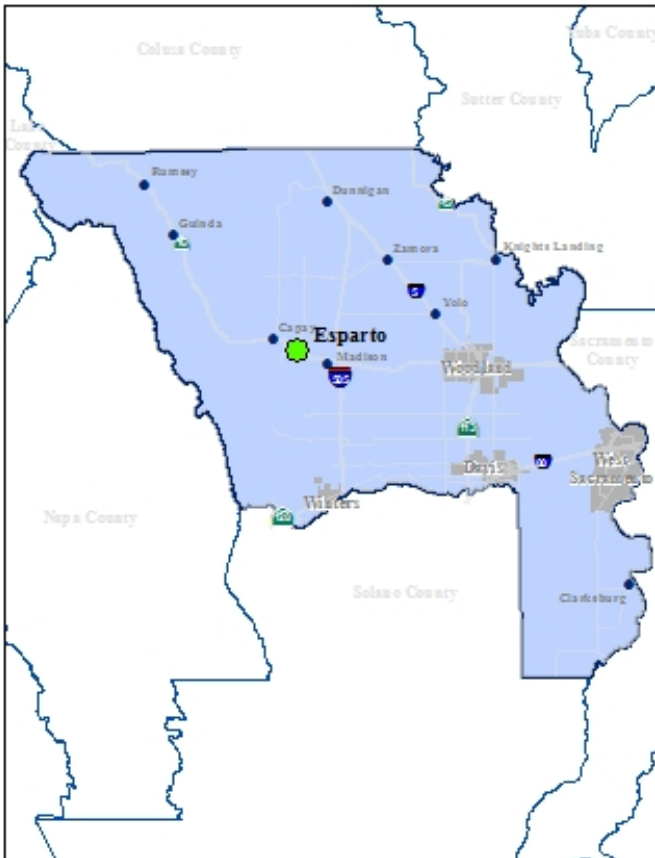
**Census Status:** Census Designated Place

**Tract Code:** 06113011500<sup>1</sup>

**Block Code:**

## Disadvantaged Community Status

Definition	Eligible?	Notes
CalEnviroScreen 2.0 Score <sup>2:</sup>	NO	31-35% (must be 76% or above)
Prop 84 (DAC MHI is 80% of State MHI) <sup>1</sup>	NO	\$64,844 (must be ≤ \$49,191)
Community Development Block Grant Program <sup>3</sup>	NO	35.85% low/mod (50% threshold)



## Demographics

<b>Population<sup>1:</sup></b>	3,229
<b>Total Households<sup>1:</sup></b>	919
<b>Median Household Income<sup>1:</sup></b>	\$64,844
<b>Median Housing Cost (owner-occupied)<sup>1:</sup></b>	\$209,400
<b>Individuals Below Poverty Line (annual income of ≤ \$11,770)<sup>1:</sup></b>	11.9%
<b>Unemployment Rate<sup>1:</sup></b>	10%
<b>Employment Rate<sup>1:</sup></b>	61%
<b>Low-Income Individuals (≤ 50% of the median family income for that area)<sup>4:</sup></b>	795
<b>Low/moderate-Income Individuals (≤ 80% of the median family income for that area)<sup>5:</sup></b>	1,505
<b>MediCal (Apr. - Sept. 2015 monthly avg.)<sup>6:</sup></b>	704
<b>CalFresh (Apr. - Sept. 2015 monthly avg.)<sup>6:</sup></b>	439

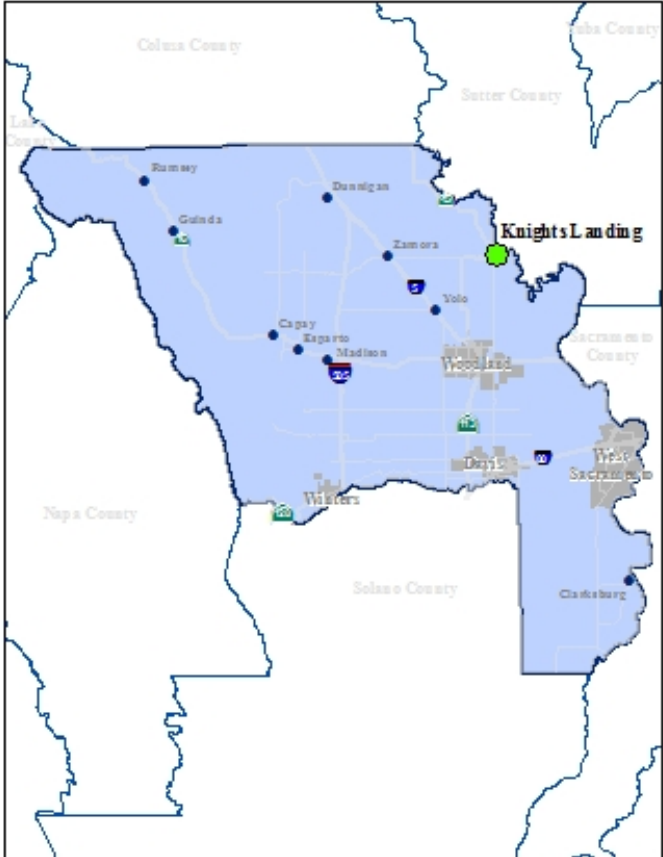
## School Lunch Eligibility

<b>Total Enrollment<sup>7</sup></b>	976
<b>Free or Reduced Lunch<sup>7</sup></b>	736

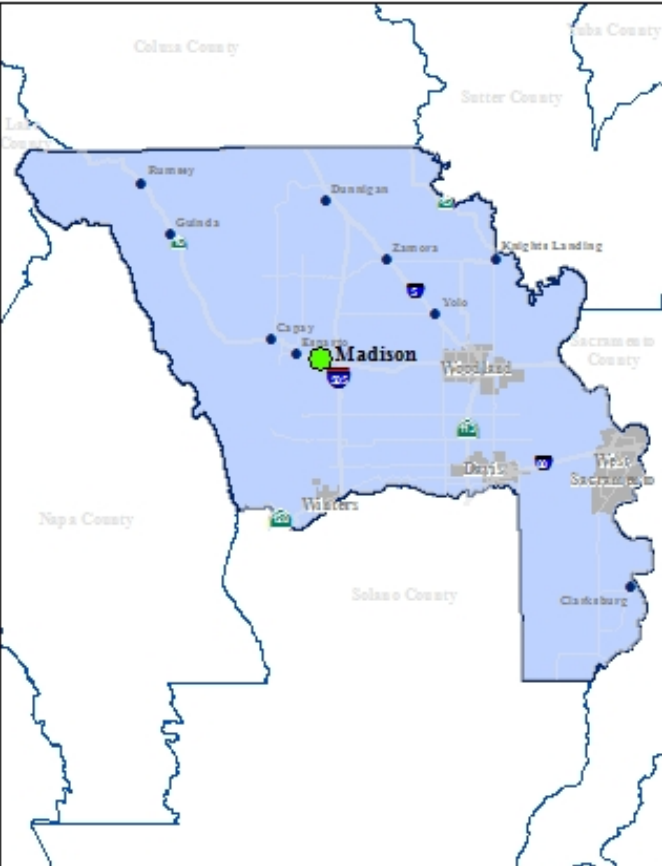
## Sources

- <sup>1</sup>2010-14 ACS and 5-Year Estimates: [http://factfinder.census.gov/faces/nav/jsf/pages/community\\_facts.xhtml](http://factfinder.census.gov/faces/nav/jsf/pages/community_facts.xhtml)
- <sup>2</sup>CalEnviroScreen Score 2.0: <https://oehha.ca.gov/ej/ces2.html>
- <sup>3</sup>Yolo County Housing
- <sup>4</sup>HUD California Income Levels (Low-Income defined as 50% of the MFI for that area) 2006-10 ACS: [http://portal.hud.gov/hudportal/HUD?src=/program\\_office/comm\\_planning/communitydevelopment/rulesandregs/memoranda/lmidef84](http://portal.hud.gov/hudportal/HUD?src=/program_office/comm_planning/communitydevelopment/rulesandregs/memoranda/lmidef84)
- <sup>5</sup>HUD California Income Levels (Low/moderate-Income defined as 80% of the MFI for that area) 2006-10 ACS: [http://portal.hud.gov/hudportal/HUD?src=/program\\_office/comm\\_planning/communitydevelopment/rulesandregs/memoranda/lmidef84](http://portal.hud.gov/hudportal/HUD?src=/program_office/comm_planning/communitydevelopment/rulesandregs/memoranda/lmidef84)
- <sup>6</sup>Yolo County Health and Human Services Agency: <http://www.yolocounty.org/health-human-services>
- <sup>7</sup>Esparto Unified School District
- Map: USDA National Agriculture Imagery Program, 2014

# Grant Eligibility Overview: Knights Landing

Census Information			Demographics			
<b>Census Status:</b> Census Designated Place			<b>Population<sup>1</sup>:</b>	1,161		
<b>Tract Code:</b> 0611301140			<b>Total Households<sup>1</sup>:</b>	426		
<b>Block Code:</b> 061130114002027 <sup>1</sup>			<b>Median Household Income<sup>1</sup>:</b>	\$45,789		
Disadvantaged Community Status			<b>Median Housing Cost (owner-occupied)<sup>1</sup>:</b>	\$147,000		
Definition	Eligible?	Notes	<b>Individuals Below Poverty Line (annual income of ≤ \$11,770)<sup>1</sup>:</b>	16.9%		
CalEnviroScreen 2.0 Score <sup>2</sup> :	NO	61-65% (must be 76% or above)	<b>Unemployment Rate<sup>1</sup>:</b>	15.1%		
Prop 84 (DAC MHI is 80% of State MHI) <sup>1</sup>	YES	\$45,789 (must be ≤ \$49,191)	<b>Employment Rate<sup>1</sup>:</b>	61.4%		
Community Development Block Grant Program <sup>3</sup>	YES	61.67% low/mod (50% threshold)	<b>Low-Income Individuals (≤ 50% of the median family income for that area)<sup>4</sup>:</b>	275		
			<b>Low/moderate-Income Individuals (≤ 80% of the median family income for that area)<sup>5</sup>:</b>	555		
			<b>MediCal (Sept. 2014-15 monthly avg.)<sup>6</sup>:</b>	343		
			<b>CalFresh (Sept. 2014-15 monthly avg.)<sup>6</sup>:</b>	223		
			School Lunch Eligibility		<b>Total Enrollment</b>	257
			<b>Free Lunch</b>	85	<b>Reduced Lunch</b>	28
<p>*A household must make ≤ \$1,276 per month for free lunch. Increase by \$451 each month for each additional person. For reduced lunch, a household must make ≤ \$1,815 per month, increase by \$642 for each additional person<sup>7</sup>.</p>						
Sources						
<ul style="list-style-type: none"> <li>- <sup>1</sup>2010-14 ACS and 5-Year Estimates: <a href="http://factfinder.census.gov/faces/nav/jsf/pages/community_facts.xhtml">http://factfinder.census.gov/faces/nav/jsf/pages/community_facts.xhtml</a></li> <li>- <sup>2</sup>CalEnviroScreen Score 2.0: <a href="https://oehha.ca.gov/ej/ces2.html">https://oehha.ca.gov/ej/ces2.html</a></li> <li>- <sup>3</sup>Yolo County Housing</li> <li>- <sup>4</sup>HUD California Income Levels (Low-Income defined as 50% of the MFI for that area) 2006-10 ACS: <a href="http://portal.hud.gov/hudportal/HUD?src=/program_offices/comm_planning/communitydevelopment/rulesandregs/memoranda/lmidef84">http://portal.hud.gov/hudportal/HUD?src=/program_offices/comm_planning/communitydevelopment/rulesandregs/memoranda/lmidef84</a></li> <li>- <sup>5</sup>HUD California Income Levels (Low/moderate-Income defined as 80% of the MFI for that area) 2006-10 ACS: <a href="http://portal.hud.gov/hudportal/HUD?src=/program_offices/comm_planning/communitydevelopment/rulesandregs/memoranda/lmidef84">http://portal.hud.gov/hudportal/HUD?src=/program_offices/comm_planning/communitydevelopment/rulesandregs/memoranda/lmidef84</a></li> <li>- <sup>6</sup>Yolo County Health and Human Services Agency: <a href="http://www.yolocounty.org/health-human-services">http://www.yolocounty.org/health-human-services</a></li> <li>- <sup>7</sup>Woodland Joint Unified School District</li> <li>- Map: USDA National Agriculture Imagery Program, 2014</li> </ul>						

# Grant Eligibility Overview: Madison

Census Information			Demographics	
<b>Census Status:</b> Census Designated Place			<b>Population<sup>1</sup>:</b>	526
<b>Tract Code:</b> 06113011500 <sup>1</sup>			<b>Total Households<sup>1</sup>:</b>	143
<b>Block Code:</b>			<b>Median Household Income<sup>1</sup>:</b>	\$51,875
Disadvantaged Community Status			<b>Median Housing Cost</b> (owner-occupied) <sup>1</sup> :	\$175,700
Definition	Eligible?	Notes	<b>Individuals Below Poverty Line</b> (annual income of $\leq$ \$11,770) <sup>1</sup> :	3.4%
CalEnviroScreen 2.0 Score <sup>2</sup> :	NO	31-35% (must be 76% or above)	<b>Unemployment Rate<sup>1</sup>:</b>	28.8%
Prop 84 (DAC MHI is 80% of State MHI) <sup>1</sup>	NO	\$51,875 (must be $\leq$ \$49,191)	<b>Employment Rate<sup>1</sup>:</b>	46.8%
Community Development Block Grant Program <sup>3</sup>	YES	65.31% low/mod (50% threshold)	<b>Low-Income Individuals</b> ( $\leq$ 50% of the median family income for that area) <sup>4</sup> :	115
			<b>Low/moderate-Income Individuals</b> ( $\leq$ 80% of the median family income for that area) <sup>5</sup> :	320
			<b>MediCal</b> (Apr. - Sept. 2015 monthly avg.) <sup>6</sup> :	204
			<b>CalFresh</b> (Apr. - Sept. 2015 monthly avg.) <sup>6</sup> :	103
			School Lunch Eligibility	
			Total Enrollment	
			Free Lunch	
			Reduced Lunch	
* Available from School Districts <sup>7</sup>				
Sources				
<ul style="list-style-type: none"> <li>- <sup>1</sup>2010-14 ACS and 2010 Census: <a href="http://factfinder.census.gov/faces/nav/jsf/pages/community_facts.xhtml">http://factfinder.census.gov/faces/nav/jsf/pages/community_facts.xhtml</a></li> <li>- <sup>2</sup>CalEnviroScreen Score 2.0: <a href="https://oehha.ca.gov/ej/ces2.html">https://oehha.ca.gov/ej/ces2.html</a></li> <li>- <sup>3</sup>Yolo County Housing</li> <li>- <sup>4</sup>HUD California Income Levels (Low-Income defined as 50% of the MFI for that area) 2006-10 ACS: <a href="http://portal.hud.gov/hudportal/HUD?src=/program_office/comm_planning/communitydevelopment/rulesandregs/memoranda/lmidf84">http://portal.hud.gov/hudportal/HUD?src=/program_office/comm_planning/communitydevelopment/rulesandregs/memoranda/lmidf84</a></li> <li>- <sup>5</sup>HUD California Income Levels (Low/moderate-Income defined as 80% of the MFI for that area) 2006-10 ACS: <a href="http://portal.hud.gov/hudportal/HUD?src=/program_office/comm_planning/communitydevelopment/rulesandregs/memoranda/lmidf84">http://portal.hud.gov/hudportal/HUD?src=/program_office/comm_planning/communitydevelopment/rulesandregs/memoranda/lmidf84</a></li> <li>- <sup>6</sup>Yolo County Health and Human Services Agency: <a href="http://www.yolocounty.org/health-human-services">http://www.yolocounty.org/health-human-services</a></li> <li>- <sup>7</sup>Madison School Districts</li> <li>- <sup>8</sup>Map: USDA National Agriculture Imagery Program, 2014</li> </ul>				