



# Early Childhood (0-5)

---

JENNIFER TRAVIS

HELP ME GROW YOLO COUNTY

NORTHERN CALIFORNIA CHILDREN'S THERAPY CENTER



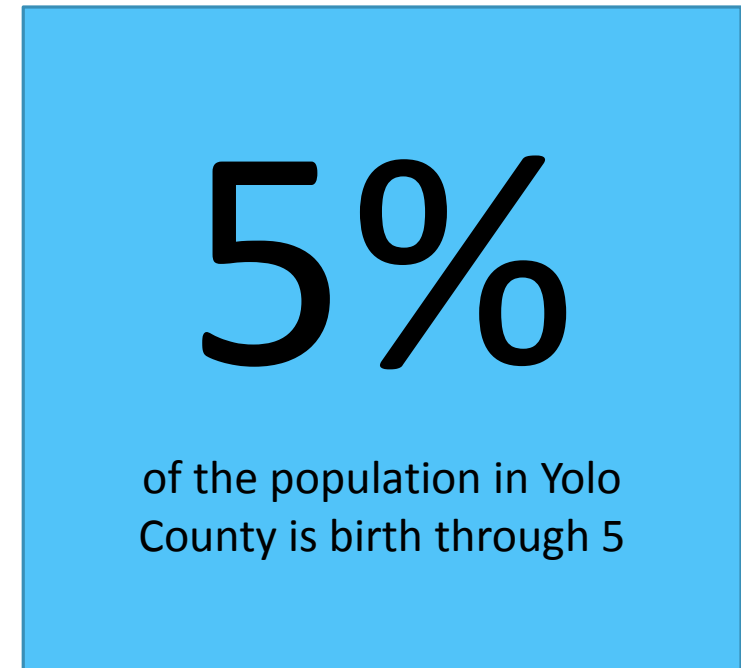
# Snapshots of 0-5 Population in Yolo County vs. California

---



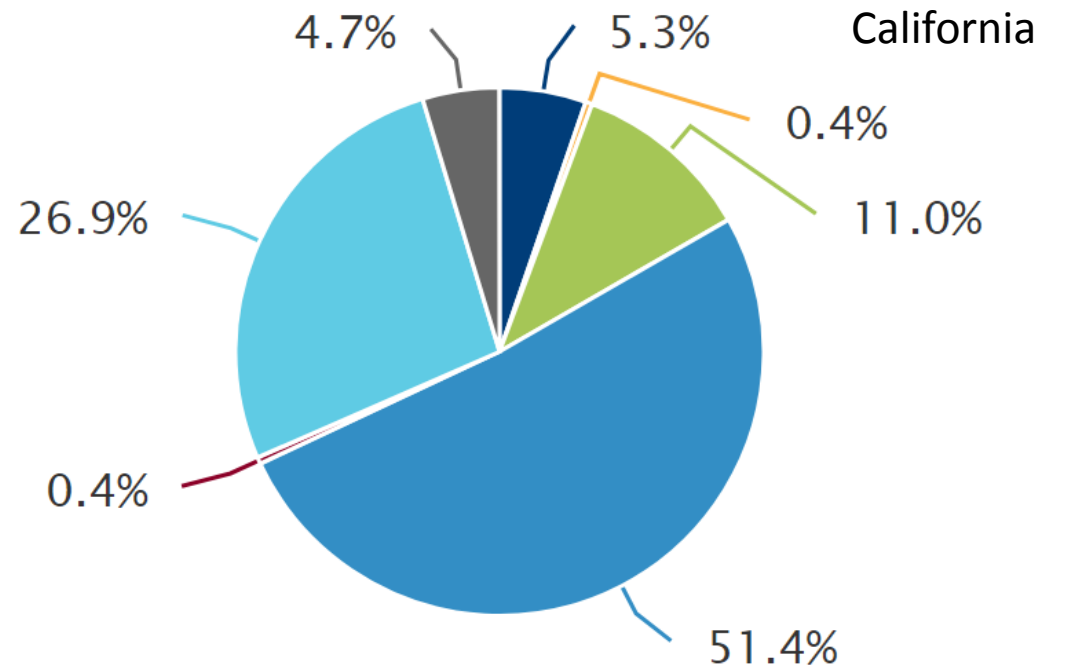
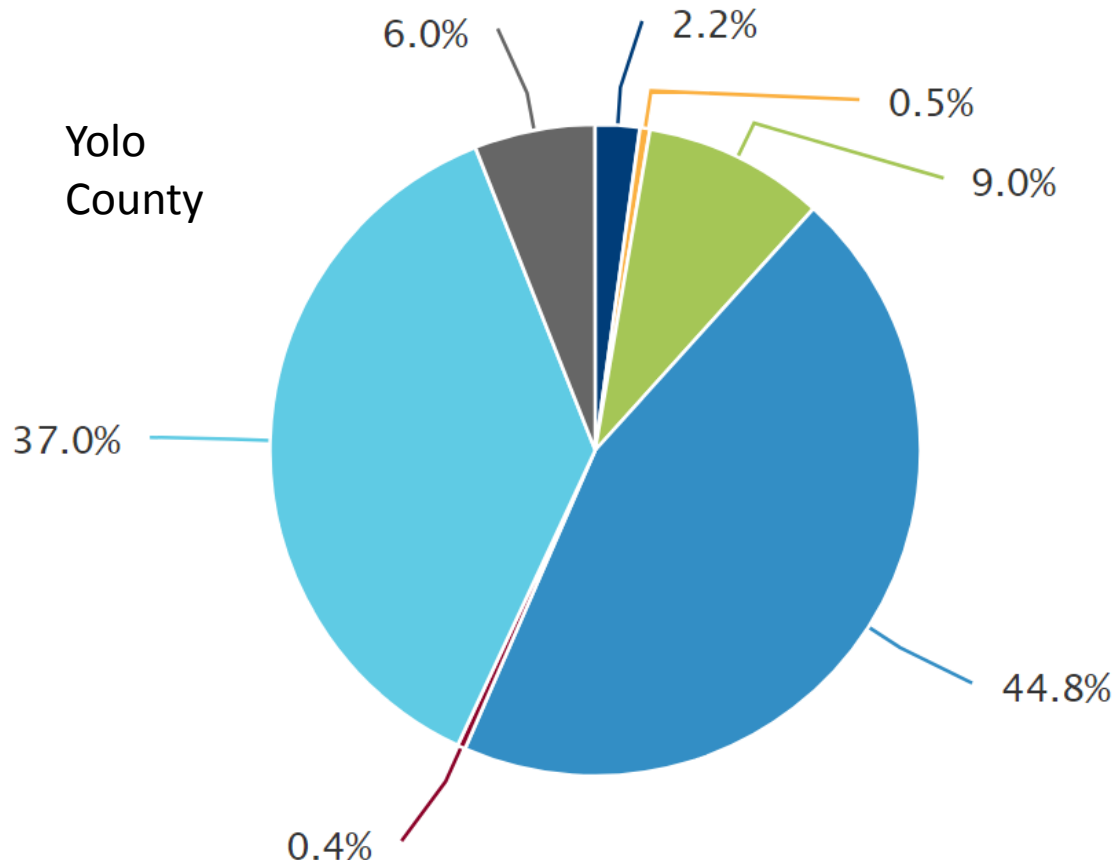
# Population of Children Birth through Five

Yolo County	Number		
Age	Female	Male	Total
0-2 Years	3,537	3,677	7,214
3-5 Years	3,528	3,652	7,180



Data Source: <http://www.kidsdata.org/>

# Race/Ethnicity of children 0-5



Data Source: <http://www.kidsdata.org/>

- African American/Black
- American Indian/Alaska Native
- Asian American
- Hispanic/Latino
- Native Hawaiian/Pacific Islander
- White
- Multiracial

# MCAH Platform Statement

---

## **INFANT AND CHILD HEALTH SERVICES**

- Breastfeeding support services and breastfeeding-friendly community and workplace environments should be available for all community members in order to promote exclusive breastfeeding for the first six months of life and continued breastfeeding for at least the infant's first year of life.
- All infants and children should receive all of the recommended vaccines according to the schedule published by the Centers for Disease Control and Prevention and the American Academy of Pediatrics.
- Efforts to address overweight and obesity among children should focus on prevention, including improving nutrition and physical activity environments for all children and their families.
- Obesity treatment options at the appropriate level of intervention should be available to all children.
- Access to pediatric dental care must be available and accessible for all children as well as access to fluoridated water in all communities.

# MCAH 0-5 Tabletop

---



0-5

Identification of developmental delays and early intervention.  
School based health services and access to mental health  
Families w/ children w/special healthcare needs  
Community resource directory w/resources for nutrition education,  
behavioral health services, and other county services





1. Identification of developmental delays and early intervention

2. Access to behavioral health services and other county services



# Developmental Delay's identified and connection to early intervention via Help Me Grow

---

Developmental Domain	Monitor	Concern	Total
Communication (ASQ)	266	327	593
Gross Motor (ASQ)	193	248	441
Fine Motor (ASQ)	390	328	718
Problem Solving (Cognitive) (ASQ)	305	284	589
Personal Social (Adaptive) (ASQ)	405	349	754
Social and Emotional (ASQ-SE)	248	172	420
Play Skills (Autism Screeners M-Chat and CSBC)	19 (M-Chat only)	105	124
Caregiver Mental Health (PHQ-9)	53	29	82

Data Source: Help Me Grow Yolo County





# Gaps and Barriers for families identified by Help Me Grow Yolo County

---

Gap or Barrier	Number	Percentage of children screened
Caregiver Refused the Referral	48	10%
Unable to Reach Caregiver	54	12%
Pending due to waitlist for services	1	.002%
Transportation issues	1	.002%
	104	22%

Data Source: Help Me Grow Yolo County

### 3. Families with children with special healthcare needs.





# Children with Special Healthcare Needs

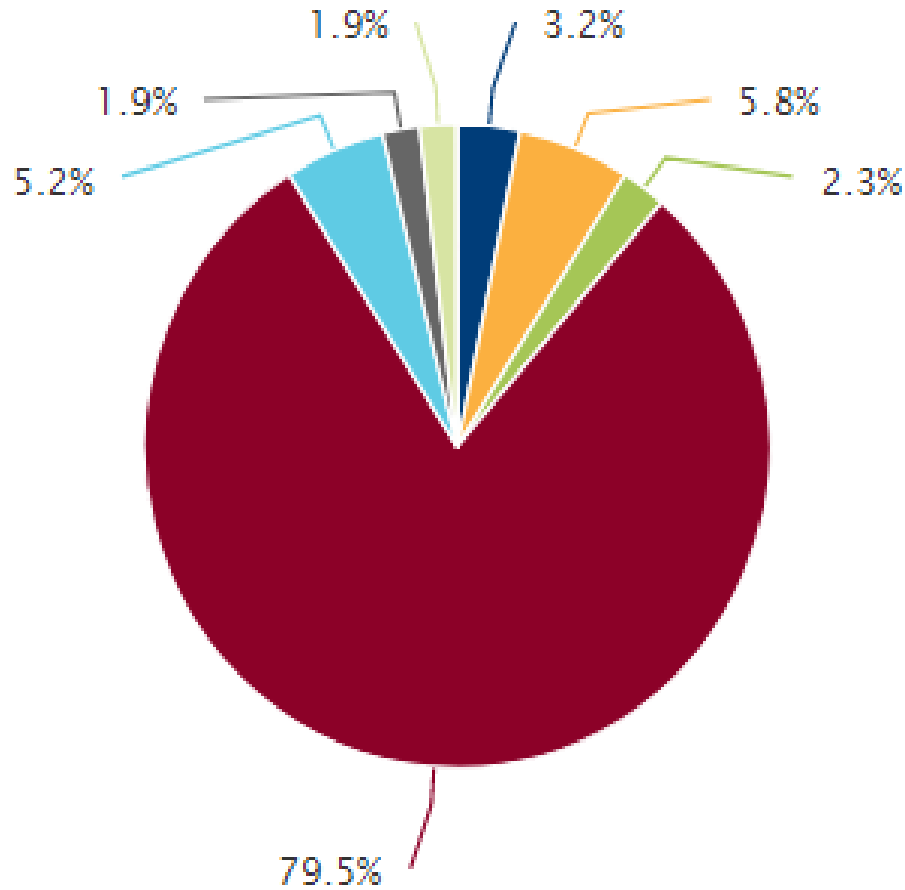
This data is for children 0-17. The data source used did not have county wide data for strictly 0-5.

Yolo County Disability	Number		
	2014	2015	2016
Autism	360	376	430
Deaf	15	11	17
Deaf-Blindness	S	S	S
Emotional Disturbance	157	159	170
Hard of Hearing	83	77	77
Intellectual Disability	176	167	168
Learning Disability	1,076	1,147	1,223
Multiple Disability	S	S	S
Orthopedic Impairment	100	96	84
Other Health Impairment	258	278	332
Speech or Language Impairment	875	949	976
Traumatic Brain Injury	S	S	S
Visual Impairment	43	39	32

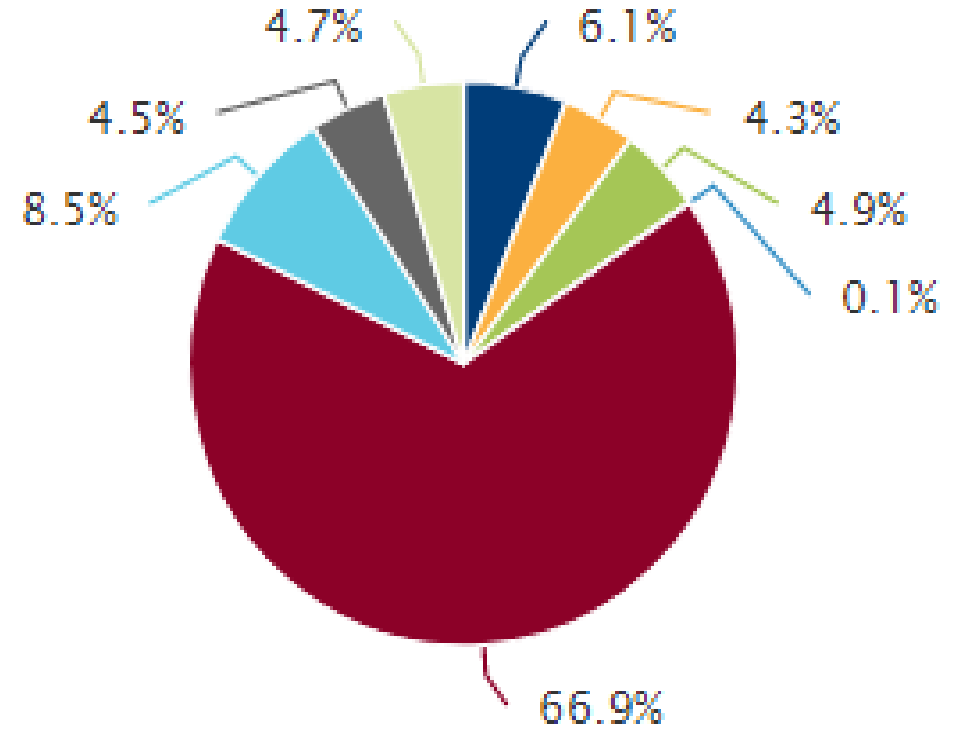
Data Source: <http://www.kidsdata.org/>

# Substantiated cases of Child Abuse and Neglect

Yolo County



California



Data Source: <http://www.kidsdata.org/>

- At Risk / Sibling Abused
  Caretaker Absence / Incapacity
  Emotional Abuse
- Exploitation
  General Neglect
  Physical Abuse
  Severe Neglect
- Sexual Abuse
  Substantial Risk

# Yolo County vs. Top Large CA Counties, In-Hospital Exclusive Breastfeeding, 2016

---

California County	Ranking	% Exclusively Breastfed in Hospital
Santa Cruz	1	92.2%
Marin	2	90.2%
Nevada	3	89.5%
Sonoma	4	87.0%
Napa	5	84.2%
<b>Yolo</b>	<b>6</b>	<b>84.2%</b>

Source: Yolo County WIC Program, Raptor Database

# Yolo County vs. HP2020 Exclusive Breastfeeding Rates

---

Indicator	Yolo County	HP2020
Any BF @ birth*	97.2 %	81.9%
Exclusively BF @ 3 mos**	32.8%***	46.2%
Exclusively BF @ 6 mos**	25.4%	25.5%

\*Any in-hospital breastfeeding

\*\*WIC infants only

\*\*\*Only data are at 2 mos old

# MCAH 0-5 Tabletop

---



0-5

Identification of developmental delays and early intervention.  
School based health services and access to mental health  
Families w/ children w/special healthcare needs  
Community resource directory w/resources for nutrition education,  
behavioral health services, and other county services



# MCAH Platform Statement

---

**Does the MCAH Platform Statement capture everything “WE SUPPORT AND ADVOCATE FOR EFFORTS TO IMPROVE SYSTEMS IN...:”**

## **INFANT AND CHILD HEALTH SERVICES**

- Breastfeeding support services and breastfeeding-friendly community and workplace environments should be available for all community members in order to promote exclusive breastfeeding for the first six months of life and continued breastfeeding for at least the infant’s first year of life.
- All infants and children should receive all of the recommended vaccines according to the schedule published by the Centers for Disease Control and Prevention and the American Academy of Pediatrics.
- Efforts to address overweight and obesity among children should focus on prevention, including improving nutrition and physical activity environments for all children and their families.
- Obesity treatment options at the appropriate level of intervention should be available to all children.
- Access to pediatric dental care must be available and accessible for all children as well as access to fluoridated water in all communities.