


LIVE BIRTH PROFILE

YOLO COUNTY

2006



LIVE BIRTH PROFILE, YOLO COUNTY, 2006

TABLE OF CONTENTS

TABLE 1	Birth Outcome Indicators	1
TABLE 2	Teen Birth Rates	2
TABLE 3	Live Births 2003 – 2006	3
TABLE 4	Live Births to Young Mothers (<25)	4
TABLE 5	Live Births by City	5
FIGURE 1	Entry into Prenatal Care, 1992 – 2006	6
FIGURE 2	Entry into Prenatal Care by Race/Ethnicity	7
FIGURE 3	Entry into Prenatal Care by City	8
FIGURE 4	Adequacy of Prenatal Care, 1992 – 2006	9
FIGURE 5	Adequacy of Prenatal Care by Race/Ethnicity	10
FIGURE 6	Adequacy of Prenatal Care by City	11
FIGURE 7	Prenatal Care Indicators by Delivery Pay Source	12
FIGURE 8	Preterm Births, 1992 – 2006	13
FIGURE 9	Preterm Births by Race/Ethnicity	14
FIGURE 10	Preterm Births by City	15
FIGURE 11	Teen Birth Rate, 1992 – 2006	16
FIGURE 12	Teen Birth Rate by City & Race/Ethnicity	17
FIGURE 13	Low Birth Weight, 1992 – 2006	18
FIGURE 14	Low Birth Weight by Race/Ethnicity	19
FIGURE 15	Low Birth Weight by City	20
FIGURE 16	Very Low Birth Weight, 1992 - 2006	21
FIGURE 17	Large for Gestational Age Births by Race/Ethnicity	22

Table 1. Birth Outcomes for Resident Live Births, 2006

Selected Birth Outcomes for Resident Live Births, Yolo County, 2006.								
Variable	Classification	% Early EPNC	% Adequate PNC	% LBW	% Preterm	% MC	% 1st Birth	% Teen
Maternal Race/Ethnicity (non-Hispanic unless specified otherwise)	African American/Black	74.5	63.6	6.4*	2.1*	46.8	29.8*	12.8*
	Asian	79.3	70.7	8.9	7.7*	21.6	49.2	2.8*
	Hispanic	70.8	70.6	4.6	7.2	62.0	36.3	13.6
	White	82.1	74.1	5.0	7.9	25.2	44.4	4.0
Maternal Age Group (years)	15 to 19	53.3	55.9	4.4*	6.7*	74.9	86.7	-
	20 to 24	70.0	69.5	4.0	6.2	63.1	50.8	-
	25 & Older	81.2	74.7	5.7	8.1	31.1	31.2	-
Maternal Education	1-8 years	64.4	73.0	2.2*	7.1*	80.3	26.2	6.7*
	9-11 years	59.7	61.9	4.8*	7.2	78.8	35.3	23.0
	12 or more years	80.7	73.6	5.7	7.7	31.1	42.9	6.0
Maternal Residence	Davis (zip code 95616 & 95618)	83.5	77.2	5.3	6.8	22.9	44.2	4.1
	West Sacramento (zip codes 95605 & 95691)	75.4	70.1	5.9	8.1	43.2	37.8	7.7
	Winters (zip code 95694)	78.6	82.0	5.8*	12.6*	40.8	38.8	6.8
	Woodland (zip codes 95695 & 95776)	73.6	69.0	4.8	7.5	51.5	40.3	11.5
	Other	67.4	73.1	3.5*	4.2*	55.2	41.3	12.6
Payment Source for Delivery	Medi-Cal	61.7	66.5	4.1	5.9	-	39.3	15.0
	Private Insurance	87.4	75.9	6.0	8.7	-	41.6	3.6
Yolo County (All Births)		76.3	72.0	5.2	7.5	42.1	40.4	8.5
California (2005)		86.6	78.3	6.9	11.2	46.4	38.7	9.1
Health People 2010 National Goal		90.0	90.0	5.0	7.6	na	na	na

Data Source: Yolo County Health Department, Vital Records. California Data: California Department of Health Services, Center for Health Statistics; California Department of Health Services/CCLHO, *County Health Status Profiles*.

* Rates based on fewer than 20 live births may be unstable or unreliable.

% **Early EPNC** = Percent mothers entering prenatal care in first trimester.

% **Adequate PNC** = Percent mothers receiving Adequate (or Adequate Plus) prenatal care according to the Kotelchuck Index (APNCU Index) derived from month of entry into prenatal care, number of prenatal visits and gestational age.

% **LBW** = Percent live births weighing less than 2,500 grams at time of birth.

% **Preterm** = Percent live births with gestational age less than 37 weeks.

% **MC** = Percent live births with Medi-Cal as pay source for delivery.

% **1st Birth** = Percent primiparous live births.

% **Teen** = Percent live births to mothers age 15-19.

Table 2. Teen Birth Rates, 2006

Table 2. Teen Birth Rates for Resident Live Births, Yolo County, 2006.					
Variable	Classification	Number of Births to Females Age 15-19	Number of Females Age 15-19	Yolo County Teen Birth Rate*	California Teen Birth Rate (2005)
Maternal Race/Ethnicity (non-Hispanic unless specified otherwise)	African American/Black	6	283	**	35.2
	Am. Indian/Al. Native	<5	121	**	21.8
	Asian	7	1,815	**	11.0
	Hispanic	164	3,054	53.7	62.2
	Pacific Islander	<5	23	**	31.4
	White	43	4,945	8.7	16.0
	More Than One Race	<5	363	**	19.7
Maternal City of Residence	Davis (zip code 95616)	24	5,922	4.1	-
	West Sacramento (zip codes 95605 & 95691)	64	1,377	46.5	-
	Winters (zip code 95694)	7	409	**	-
	Woodland (zip codes 95695 & 95776)	111	2,291	48.5	-
Yolo County (All Teen Births)		225	10,602	21.2	-
California (All Teen Births) (2005)		50,017	1,348,168	-	37.1

Data Source: Yolo County Health Department , Vital Records. California data: California Department of Health Services, Center for Health Statistics; Denominator data: California Department of Finance, Population Projections 2000-2050; US Census Bureau, *Census 2000*.

Teen birth rate = number of live births to mothers age 15-19 per 1,000 females age 15-19.

* Rates based on fewer than 20 live births may be unstable or unreliable.

** Rates not calculated for fewer than 10 live births.

Table 3. Resident Live Births: 2003 – 2006

Summary Statistics of Resident Live Births, Yolo County, 2003 - 2006.					
Variable	Classification	2003	2004	2005	2006
Maternal Race/Ethnicity (non-Hispanic unless specified otherwise)	African American/Black	46	54	42	47
	American Indian/Alaska Native	10	13	17	20
	Asian	222	235	214	246
	Hispanic	1059	1034	1056	1208
	Pacific Islander	5	13	17	11
	White	1042	1006	1056	1062
	More than One Race	42	41	44	36
	Other/Unknown	9	7	6	13
Maternal Age Group (years)	Under 15	2	3	0	1
	15 to 17	63	65	68	62
	18 to 19	143	148	120	163
	20 to 24	545	514	558	599
	25 to 34	1270	1262	1269	1378
	35 to 44	402	409	432	434
	45 & Older	10	2	5	6
Maternal Education	0-8 years	226	208	240	234
	9-11 years	380	376	351	374
	12 or more years	1815	1805	1852	2017
Entry into Prenatal Care	First trimester	1860	1824	1880	2011
	After first trimester	547	554	547	601
	Never	10	20	18	24
Adequacy PNC Utilization	Adequate (or better)	1553	1582	1735	1803
	Intermediate or Inadequate	760	719	620	702
Payment Source for Delivery	Medi-Cal	936	950	1051	1110
	Private Insurance	1446	1397	1345	1472
	Self-Pay (Uninsured)	21	21	9	20
	Medically Unattended Birth	0	0	2	1
	Other	29	26	40	32
Method of Delivery	Vaginal Delivery	1913	1875	1891	1979
	C-Section	522	528	561	664
Birth Weight (grams)	Less than 1,500	14	19	20	24
	1,500 to 2,499	91	118	117	114
	2,500 to 3,999	1990	1932	2017	2158
	4,000 & Above	340	333	298	347
Gestational Age	Preterm (less than 37 weeks)	135	187	166	199
	Near-Term, Full-Term or Overdue	2300	2215	2286	2444
Total Number of Live Births		2435	2403	2452	2643

Data Source: Yolo County Health Department, Vital Records.

Table 4. Live Births to Young Mothers, 2006

Resident Live Births by Maternal Age Group (years) for Mothers <25, Yolo County, 2006.						
Variable	Classification	<15	15-17	18-19	20-24	ALL
Maternal Race/Ethnicity (non-Hispanic unless specified otherwise)	African American/Black		<5	<5	11	17
	American Indian/Alaska Native		<5	<5	6	9
	Asian		<5	<5	32	40
	Hispanic		42	122	338	502
	Pacific Islander		<5	<5	<5	5
	White		14	29	200	243
	More than One Race		<5	<5	7	8
	Other/Unknown		<5	<5	<5	<5
Parity	Primiparous (first birth)		58	137	304	500
	Multiparous (more than one birth)		4	26	295	325
Maternal Education	0-8 years		1	15	54	70
	9-11 years		43	43	112	199
	12 or more years		18	104	430	552
Entry into Prenatal Care	First trimester		27	93	418	539
	After first trimester		34	66	170	270
	Never		1	4	9	14
Adequacy of PNC Utilization	Adequate (or better)		27	91	387	506
	Intermediate or Inadequate		31	62	170	263
Payment Source for Delivery	Medi-Cal		48	119	377	545
	Private Insurance		14	39	211	264
	Self-Pay (Uninsured)		0	2	4	6
	Medically Unattended Birth		0	2	2	4
	Other		0	1	5	6
Method of Delivery	Vaginal Delivery		55	146	474	676
	C-Section		7	17	125	149
Birth Weight	Less than 1,500		1	0	3	4
	1,500 to 2,499		3	6	21	30
	2,500 to 3,999		55	150	496	702
	4,000 & Above		3	7	79	89
Gestational Age	Preterm (less than 37 weeks)		5	10	37	52
	Near-Term, Full-Term or Overdue		57	153	562	773
Total Number of Live Births		1	62	163	599	825

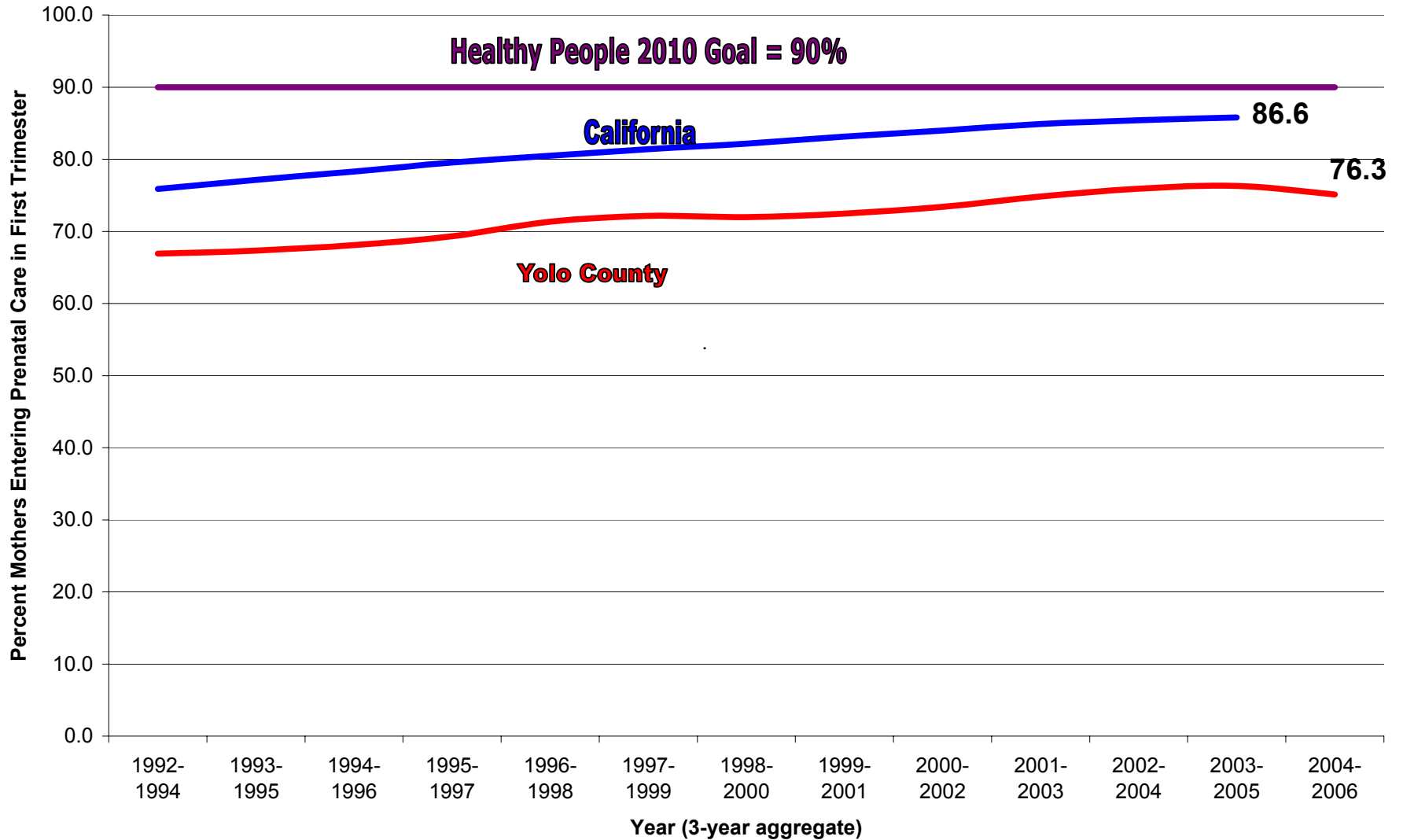
Data Source: Yolo County Health Department, Vital Records.

Table 5. Live Births by City, 2006

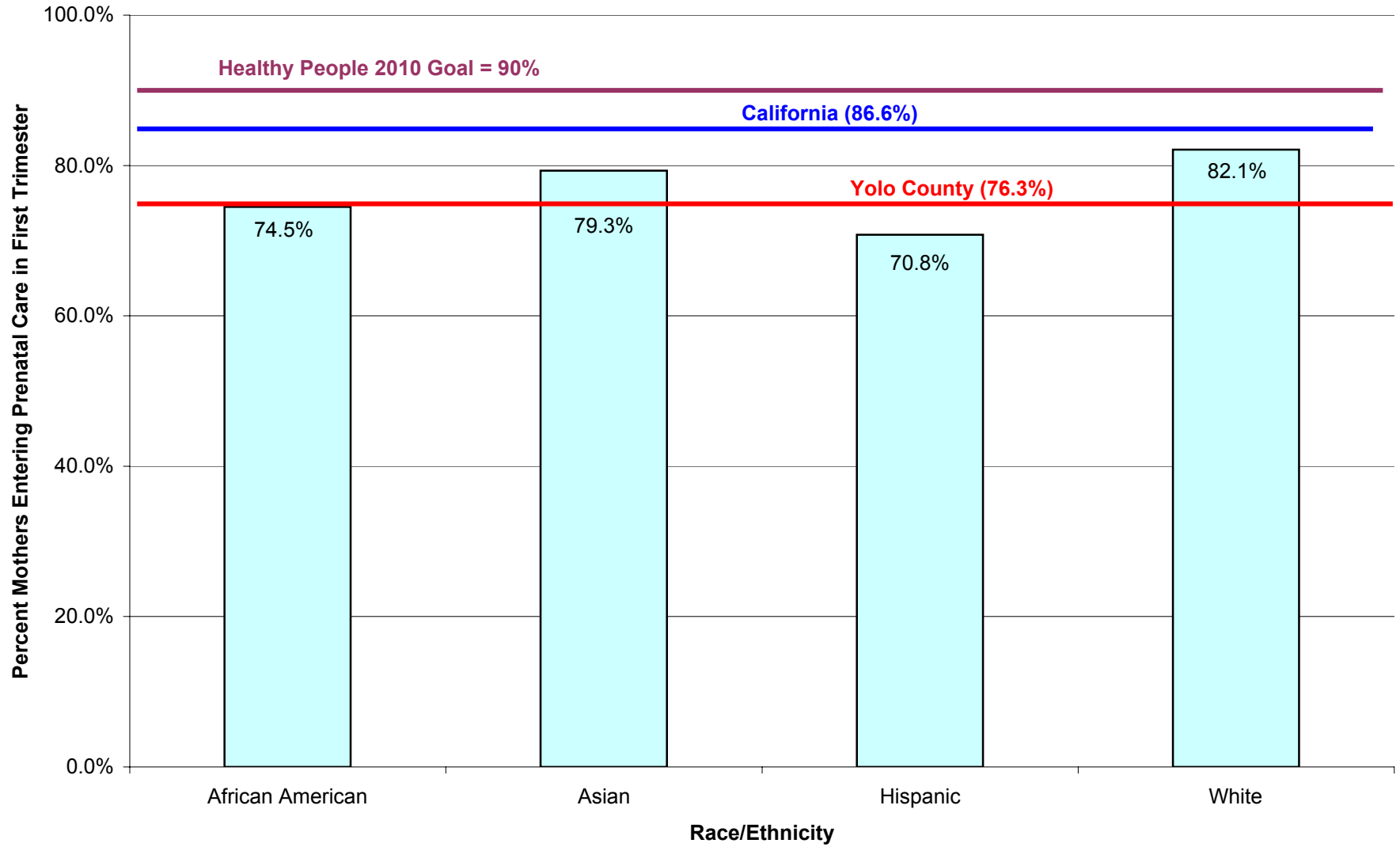
Resident Live Births by Maternal Place of Residence, Yolo County, 2006.						
Variable	Classification	Davis (zip code 95616, 95618)	West Sacramento (zip codes 95605 & 95691)	Winters (zip code 95694)	Woodland (zip codes 95695 & 95776)	Other
Maternal Race/Ethnicity (non-Hispanic unless specified otherwise)	African American/Black	11	27	<5	7	<5
	American Indian/Alaska Native	<5	9	<5	9	<5
	Asian	121	83	<5	40	<5
	Hispanic	122	329	59	601	97
	Pacific Islander	<5	7	<5	<5	<5
	White	339	354	39	291	39
	More than One Race	5	15	<5	12	<5
	Other/Unknown	5	<5	<5	<5	<5
Maternal Age Group (years)	Under 15	<5	<5	<5	<5	<5
	15 to 17	5	21	<5	30	<5
	18 to 19	20	43	<5	81	15
	20 to 24	68	202	23	262	44
	25 to 34	332	454	56	470	66
	35 to 44	180	104	17	119	14
	45 & Older	<5	<5	<5	<5	<5
Maternal Education	0-8 years	21	68	18	104	23
	9-11 years	29	122	16	184	23
	12 or more years	554	629	67	671	96
Entry into Prenatal Care	First trimester	507	621	81	707	95
	After first trimester	98	192	22	246	43
	Never	2	11	0	8	3
Adequacy PNC Utilization	Adequate (or better)	447	548	82	628	98
	Intermediate or Inadequate	132	234	18	282	36
Payment Source for Delivery	Medi-Cal	139	354	42	496	79
	Private Insurance	456	441	60	453	62
	Self-Pay (Uninsured)	5	4	1	9	1
	Medically Unattended Birth	1	0	0	0	0
	Other	5	21	0	5	1
Method of Delivery	Vaginal Delivery	473	595	71	730	110
	C-Section	134	232	32	233	33
Birth Weight (grams)	Less than 1,500	4	13	0	6	1
	1,500 to 2,499	28	36	6	40	4
	2,500 to 3,999	493	665	80	802	118
	4,000 & Above	82	113	17	115	20
Gestational Age	Preterm (less than 37 weeks)	41	67	13	72	6
	Near-Term, Full-Term, Overdue	566	760	90	891	137
Total Number of Live Births		607	827	103	963	143

Data Source: Yolo County Health Department, Vital Records.

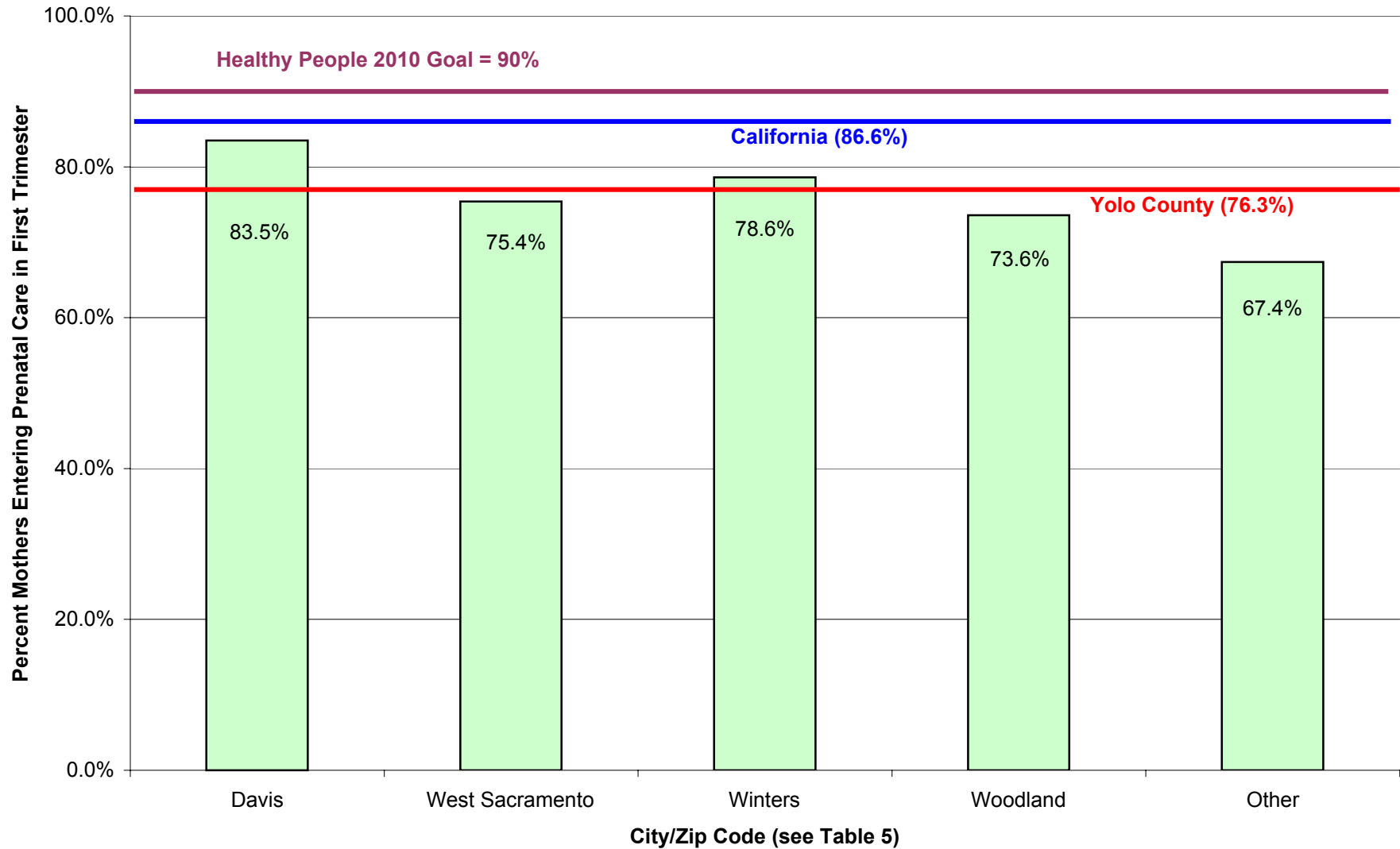
First Trimester Entry Into Prenatal Care: California & Yolo County, 1992 - 2006.



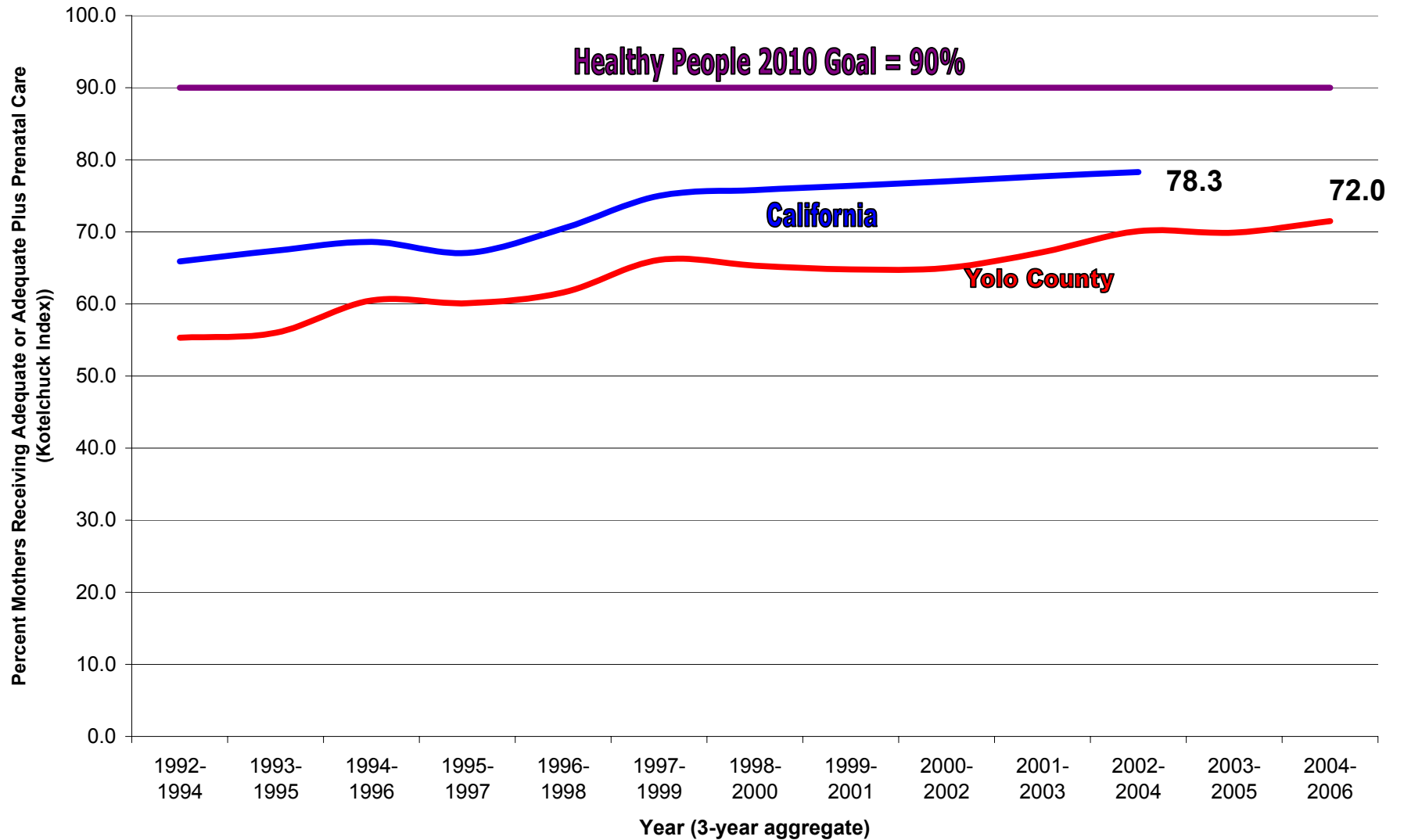
First Trimester Entry into Prenatal Care by Race/Ethnicity: Yolo County, 2006.



First Trimester Entry into Prenatal Care by Residence: Yolo County, 2006.



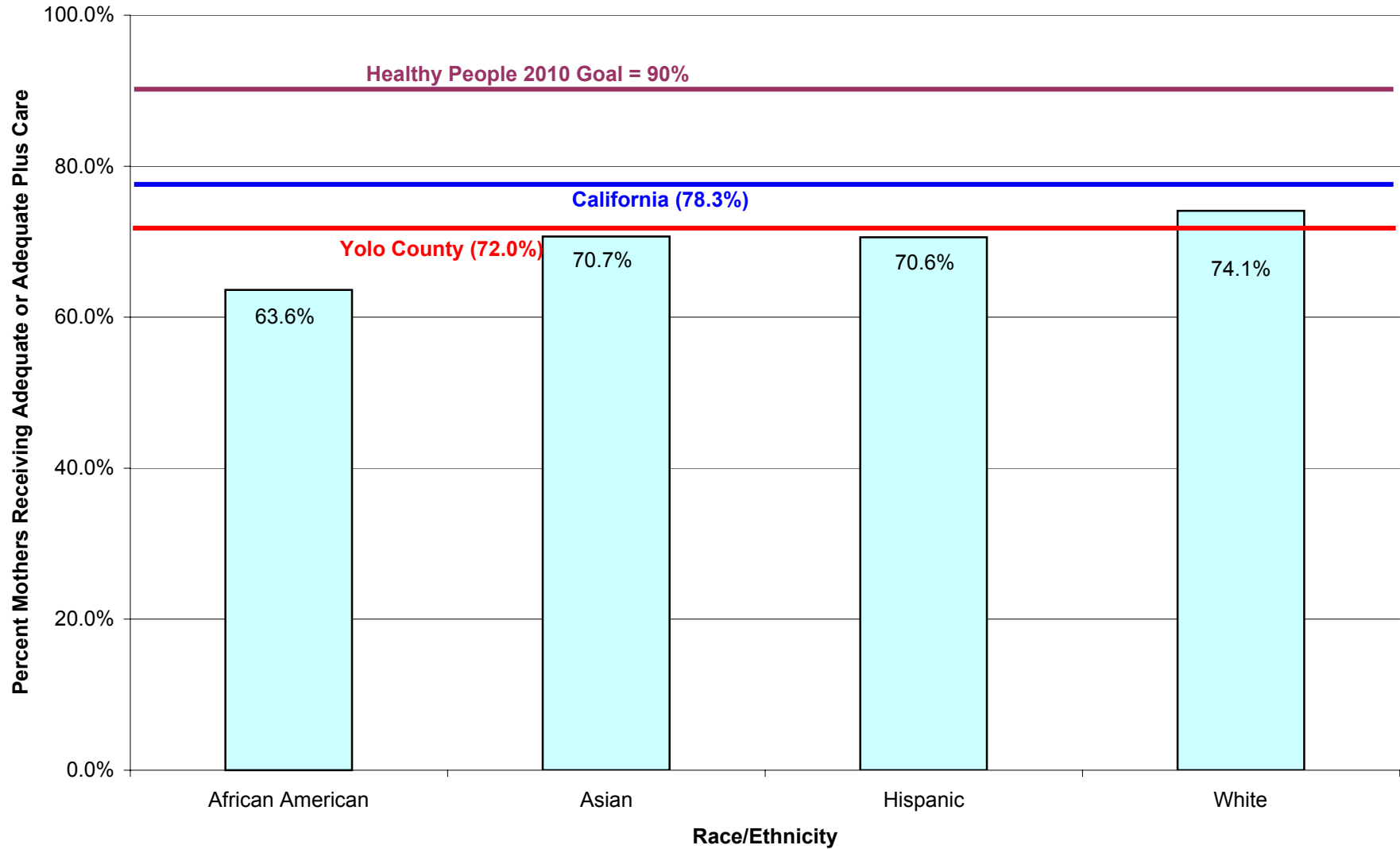
Adequacy of Prenatal Care Utilization: California & Yolo County, 1992 - 2006.



Adequacy based on PNC month of entry, number of PNC visits and gestational age (Kotelchuck Index).

Yolo County Health Department, Vital Records, AVSS.

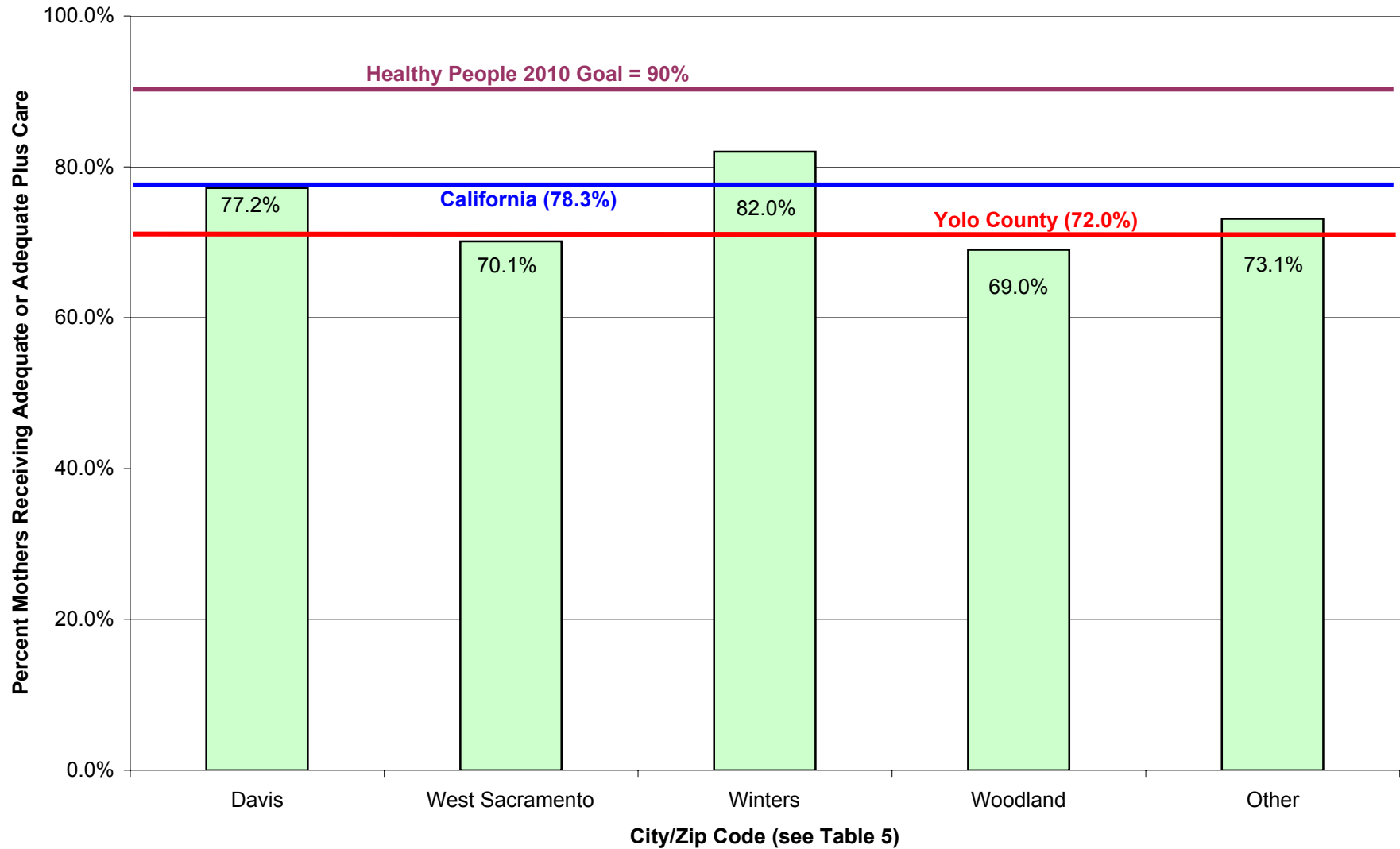
Adequacy of Prenatal Care Utilization by Race/Ethnicity: Yolo County, 2006.



Adequacy based on PNC month of entry, number of PNC visits and gestational age (Kotelchuck Index).

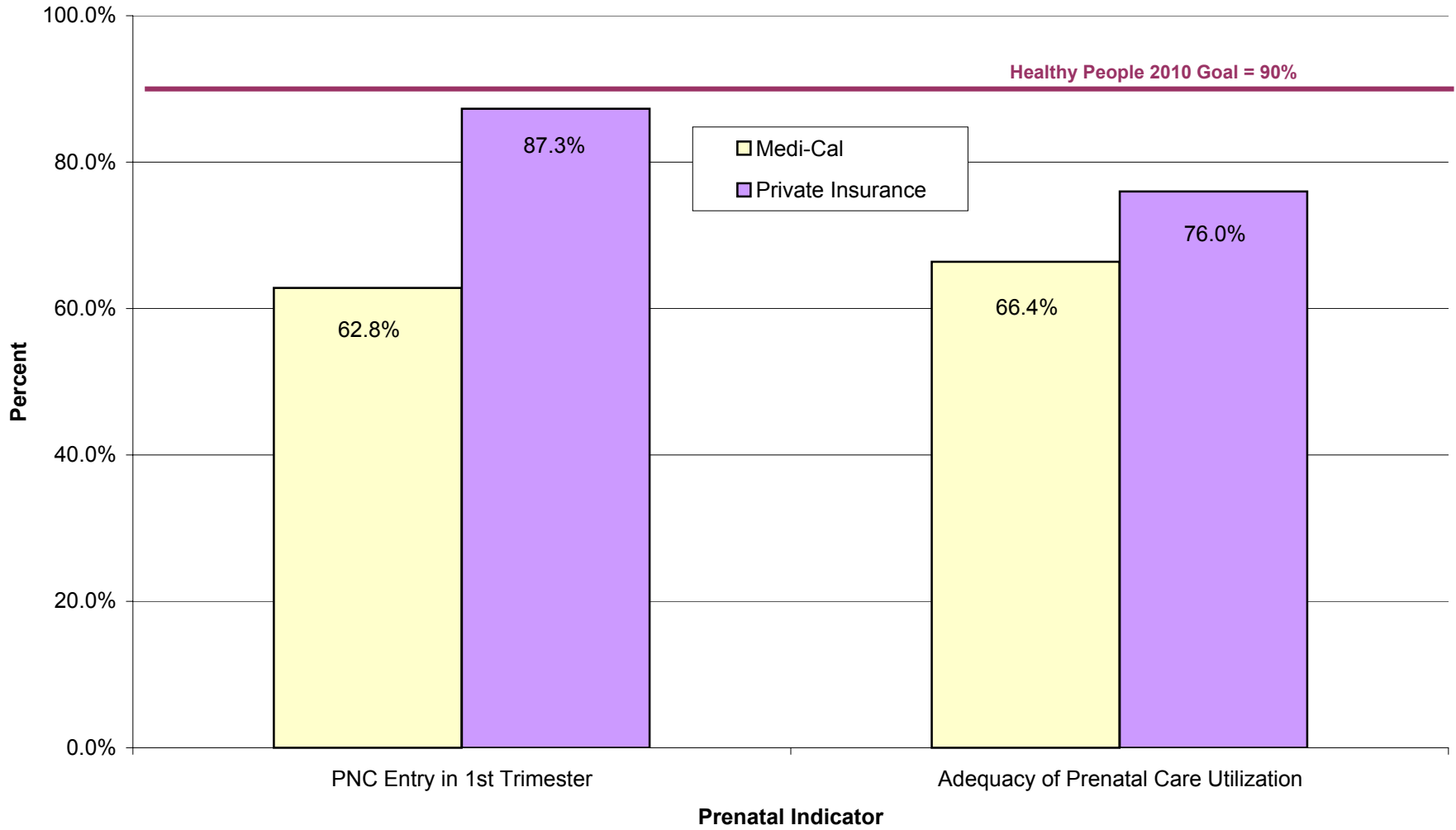
Yolo County Health Department, Vital Records, AVSS.

Adequacy of Prenatal Care Utilization by City: Yolo County, 2006.

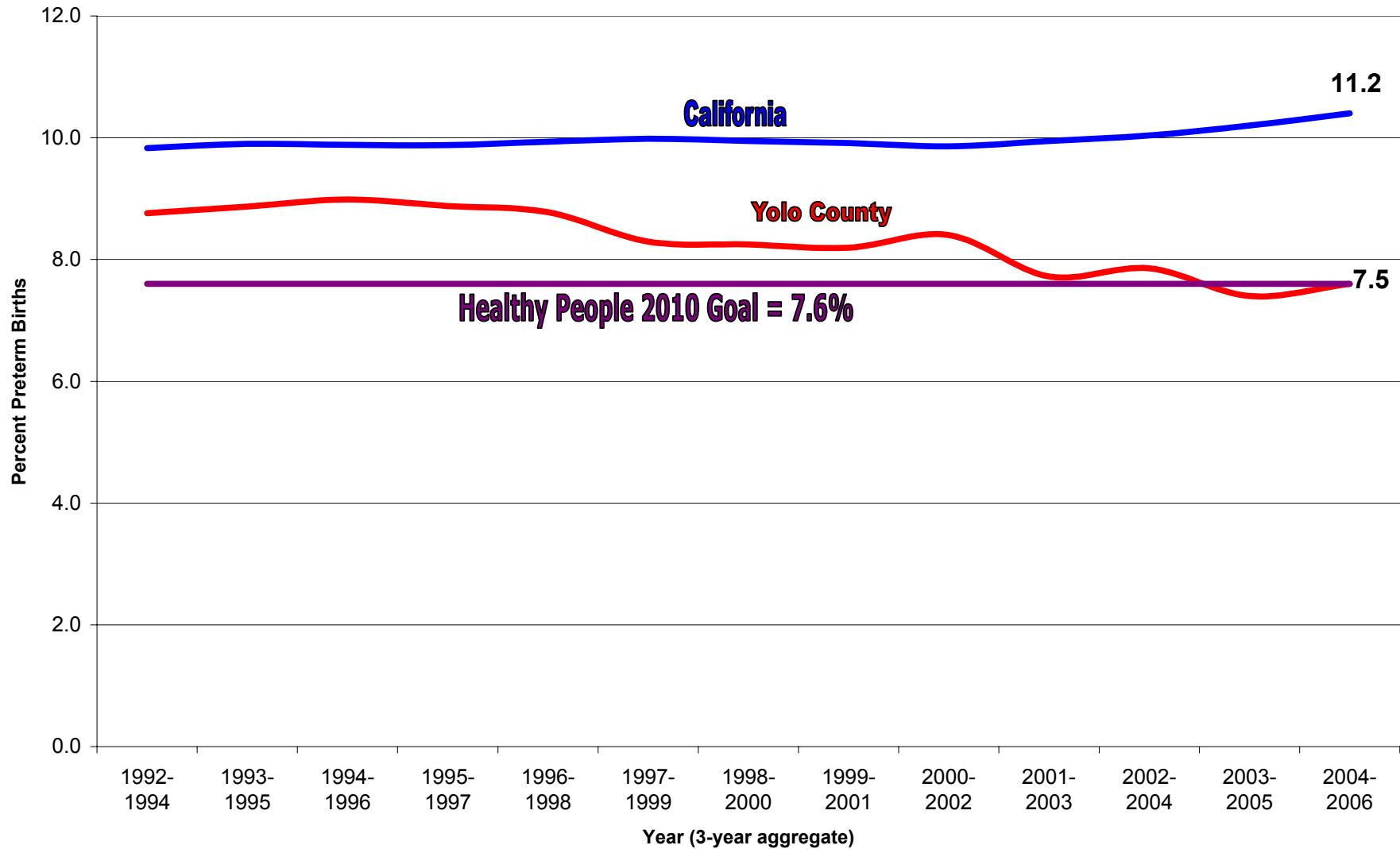


Adequacy based on PNC month of entry, number of PNC visits and gestational age (Kotelchuck Index).

Prenatal Care Entry and Adequacy by Delivery Pay Source: Yolo County, 2006.



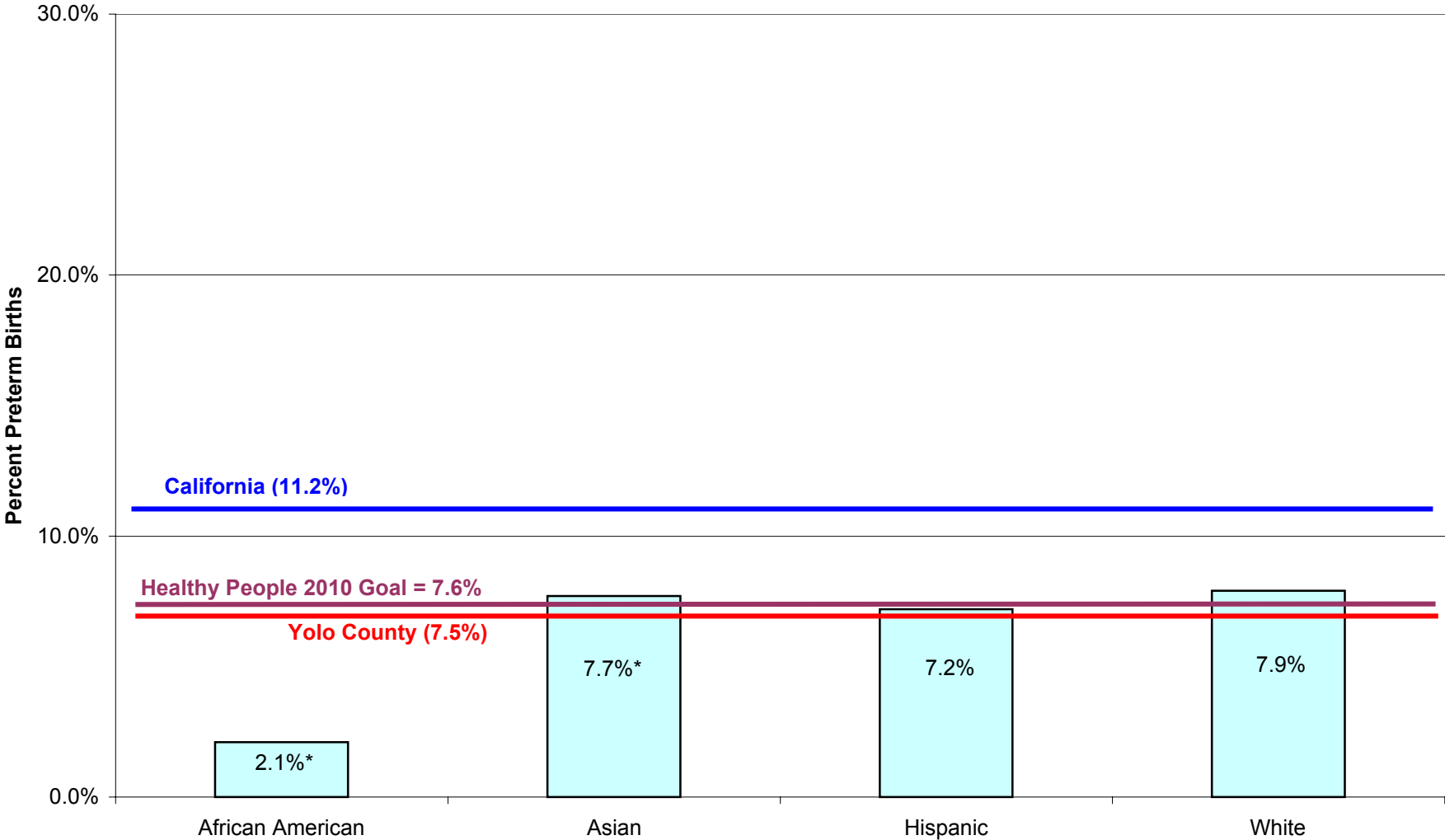
Preterm Births: California & Yolo County, 1992 - 2006.



Preterm Birth = Gestational age less than 37 weeks at time of birth.

Yolo County Health Department, Vital Records, AVSS.

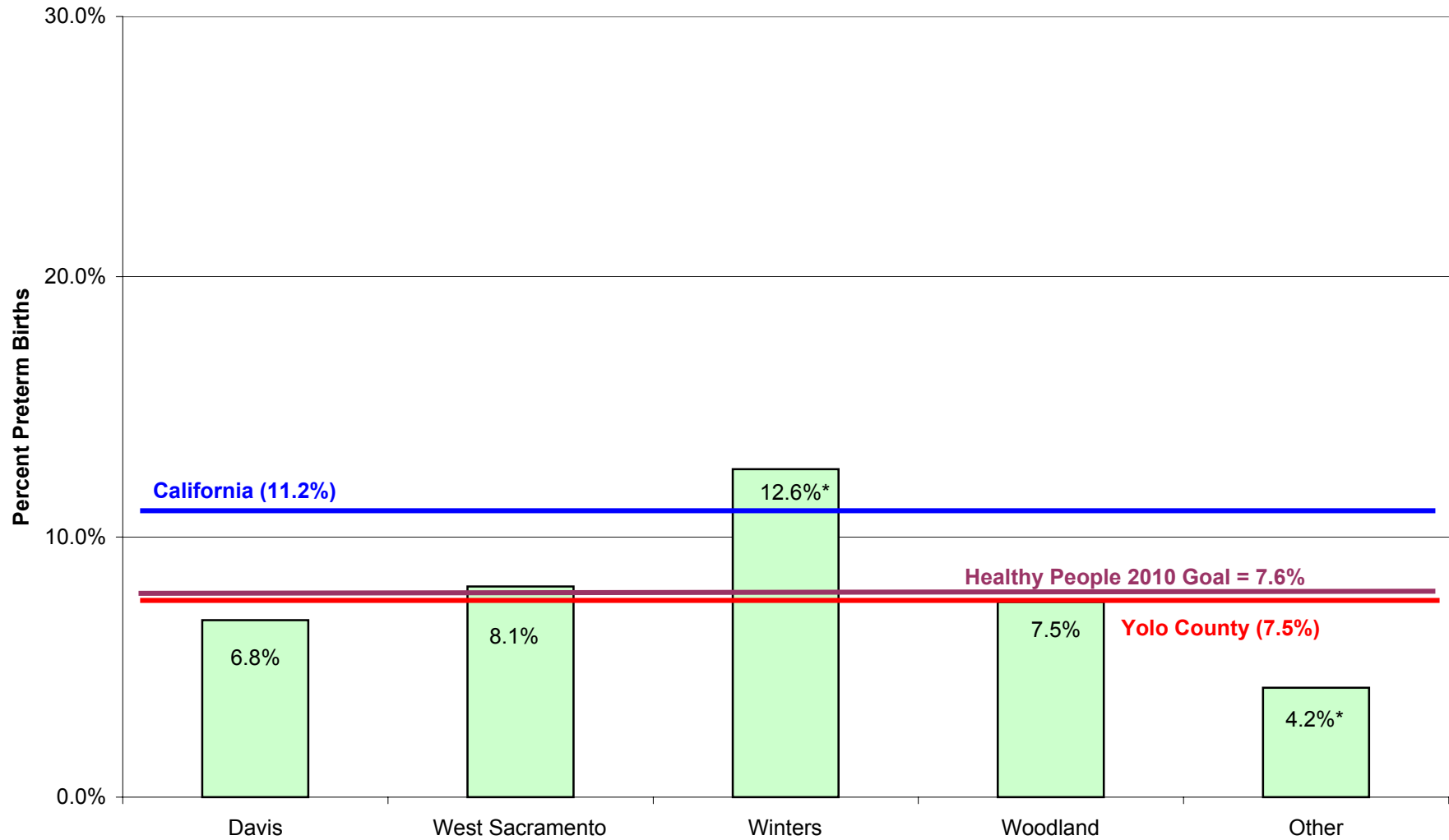
Preterm Birth by Race/Ethnicity: Yolo County, 2006.



* Rates based on fewer than 20 live births may be unstable or unreliable. **Race/Ethnicity**

Preterm Birth = Gestational age less than 37 weeks at time of birth.

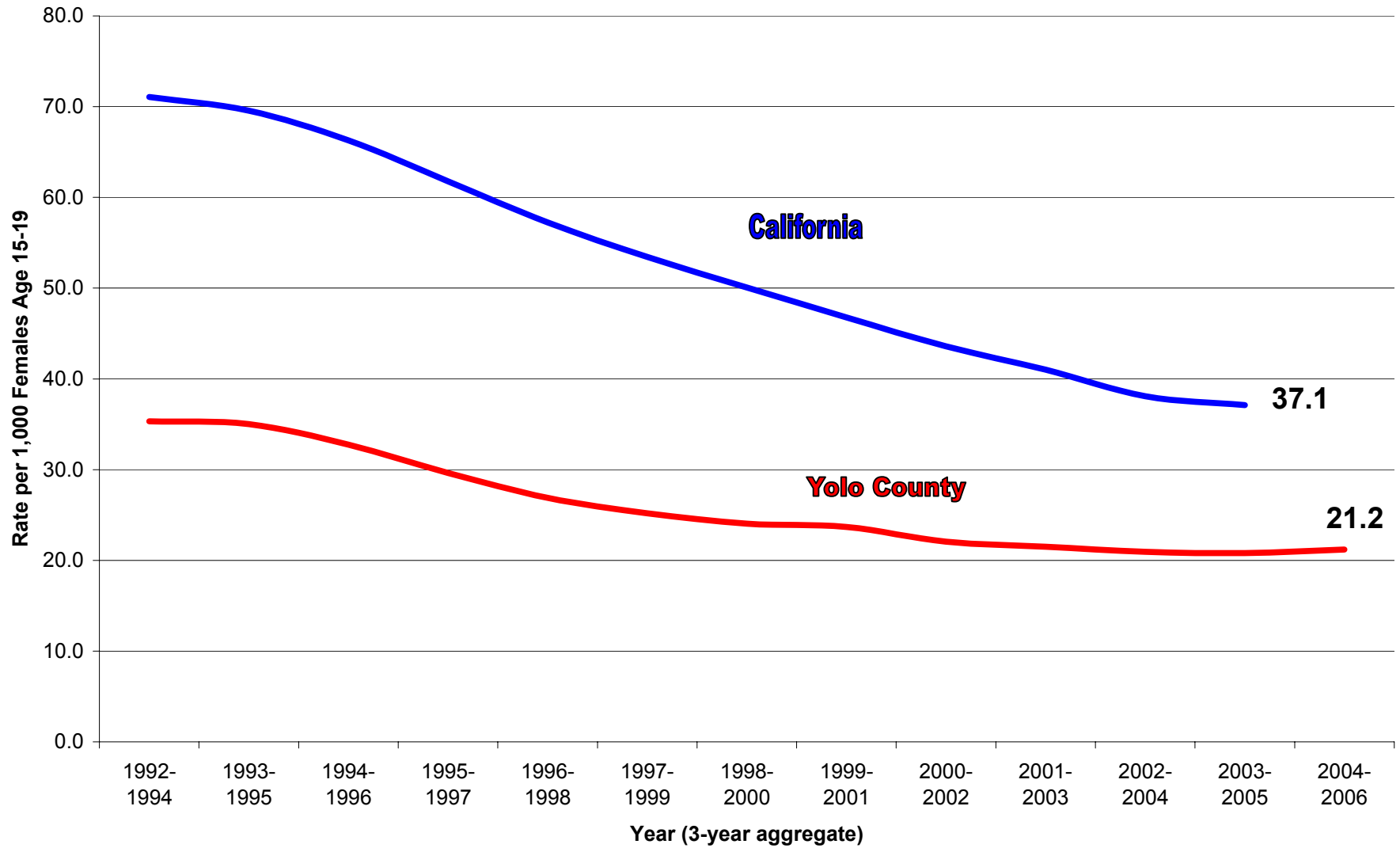
Preterm Birth by City: Yolo County, 2006.



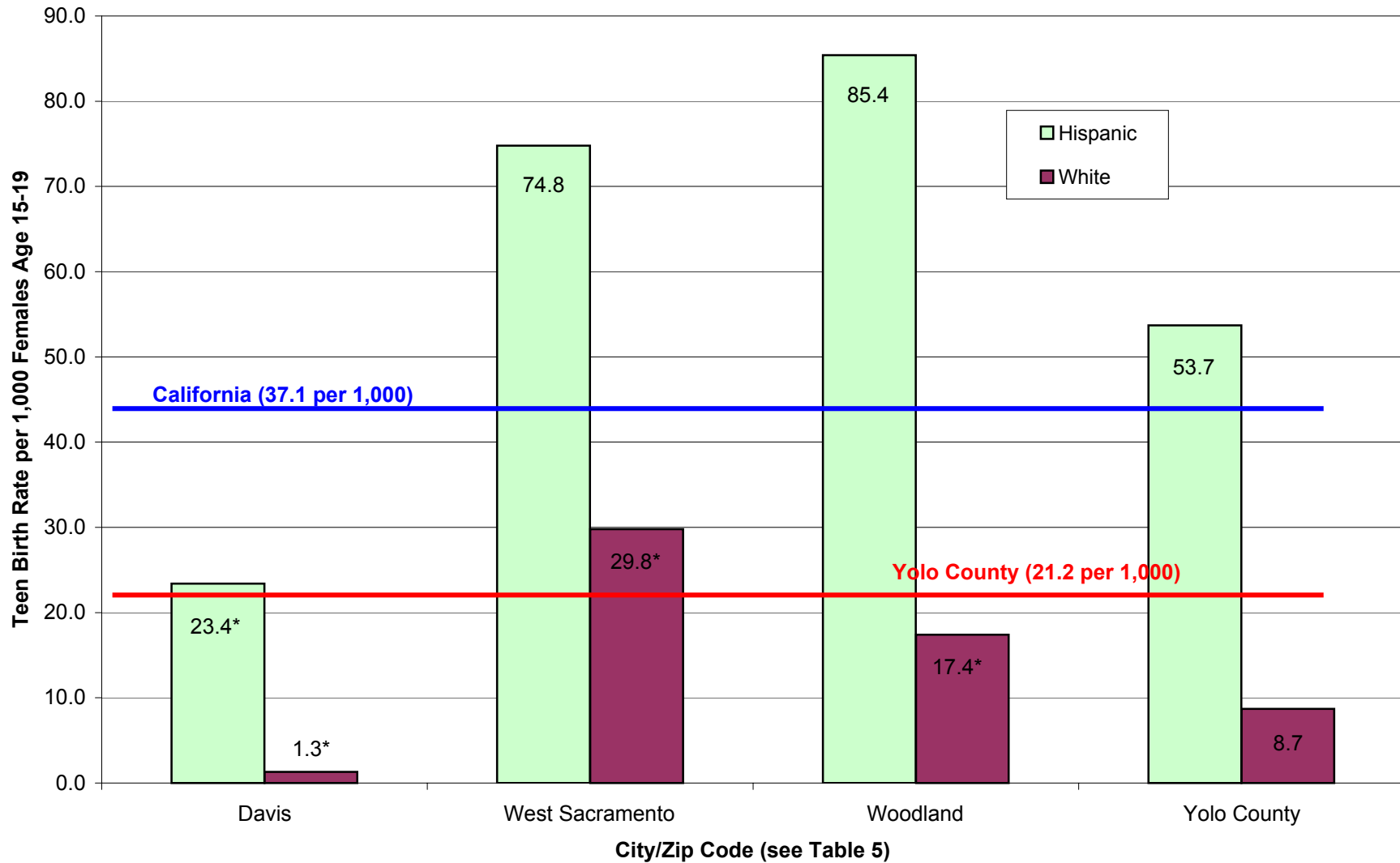
* Rates based on fewer than 20 live births may be unstable or unreliable. **City/Zip Code (see Table 5)**

Preterm Birth = Gestational age less than 37 weeks at time of birth.

Teen Birth Rate: California & Yolo County, 1992-2006.

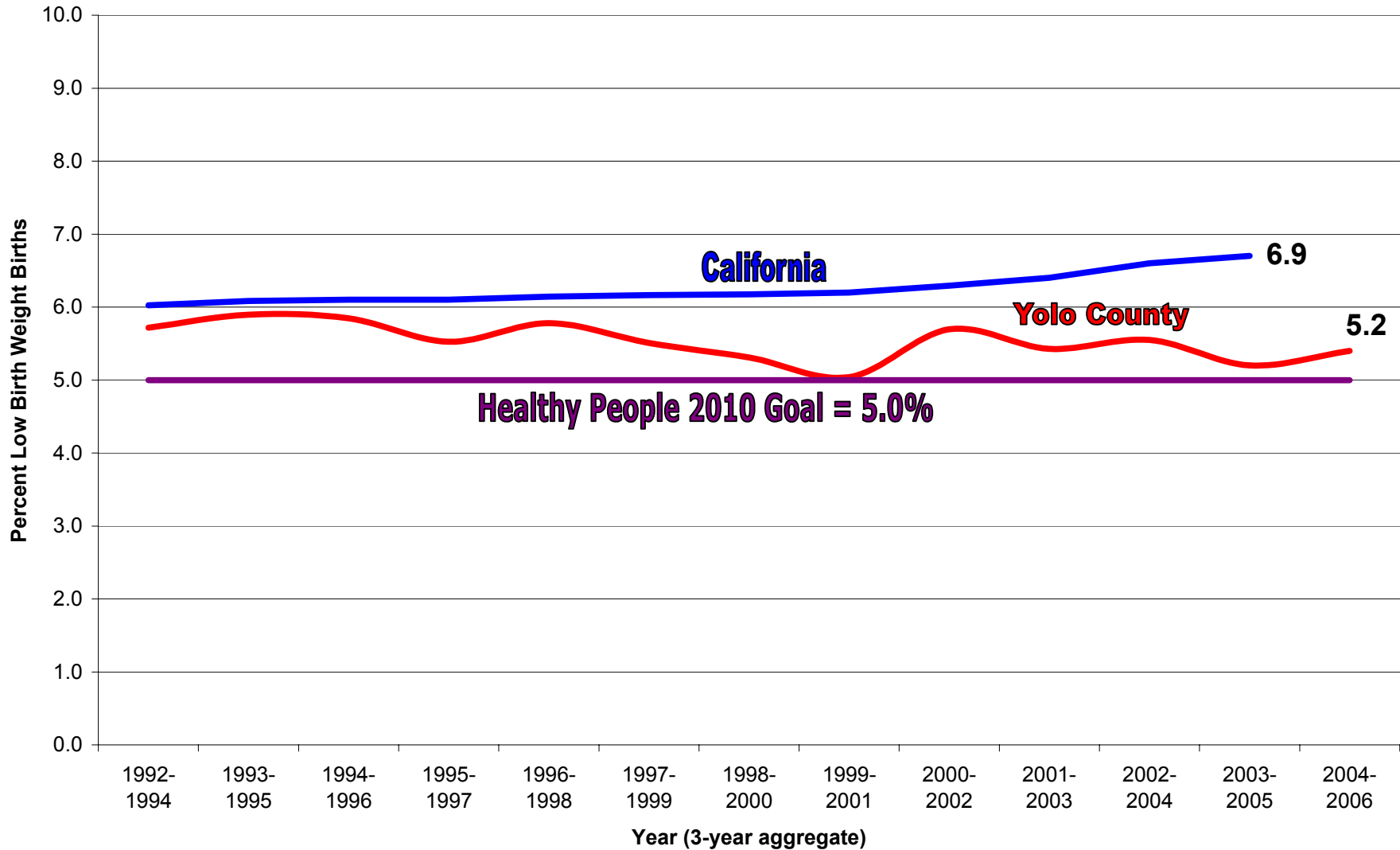


Teen Birth Rate by Zip Code City: Yolo County, 2006.



* Rates based on fewer than 20 live births may be unstable or unreliable.

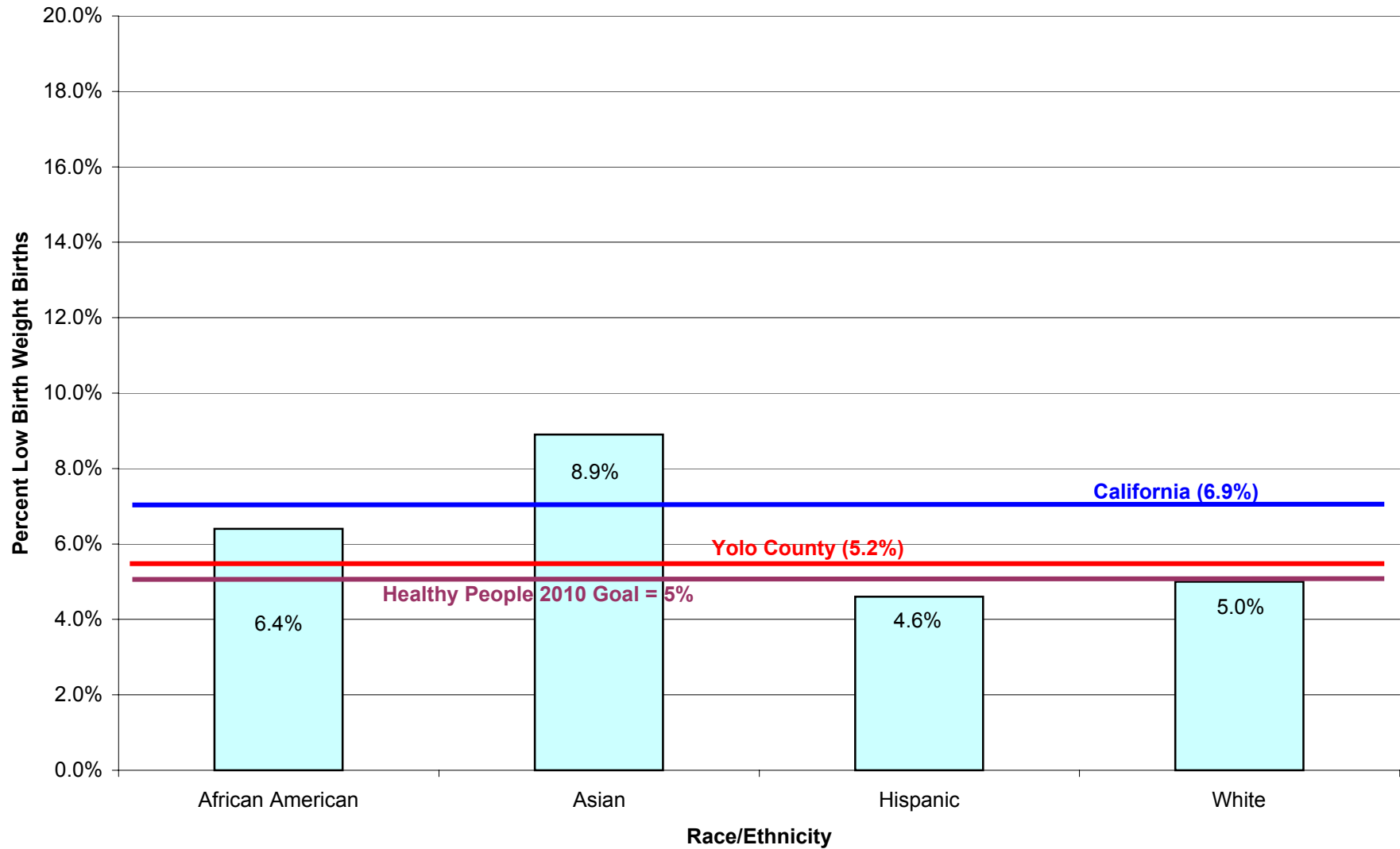
Low Birth Weight: California & Yolo County, 1992 - 2006.



Low Birth Weight births = Infants weighing less than 2,500g at time of birth.

Yolo County Health Department, Vital Records, AVSS.

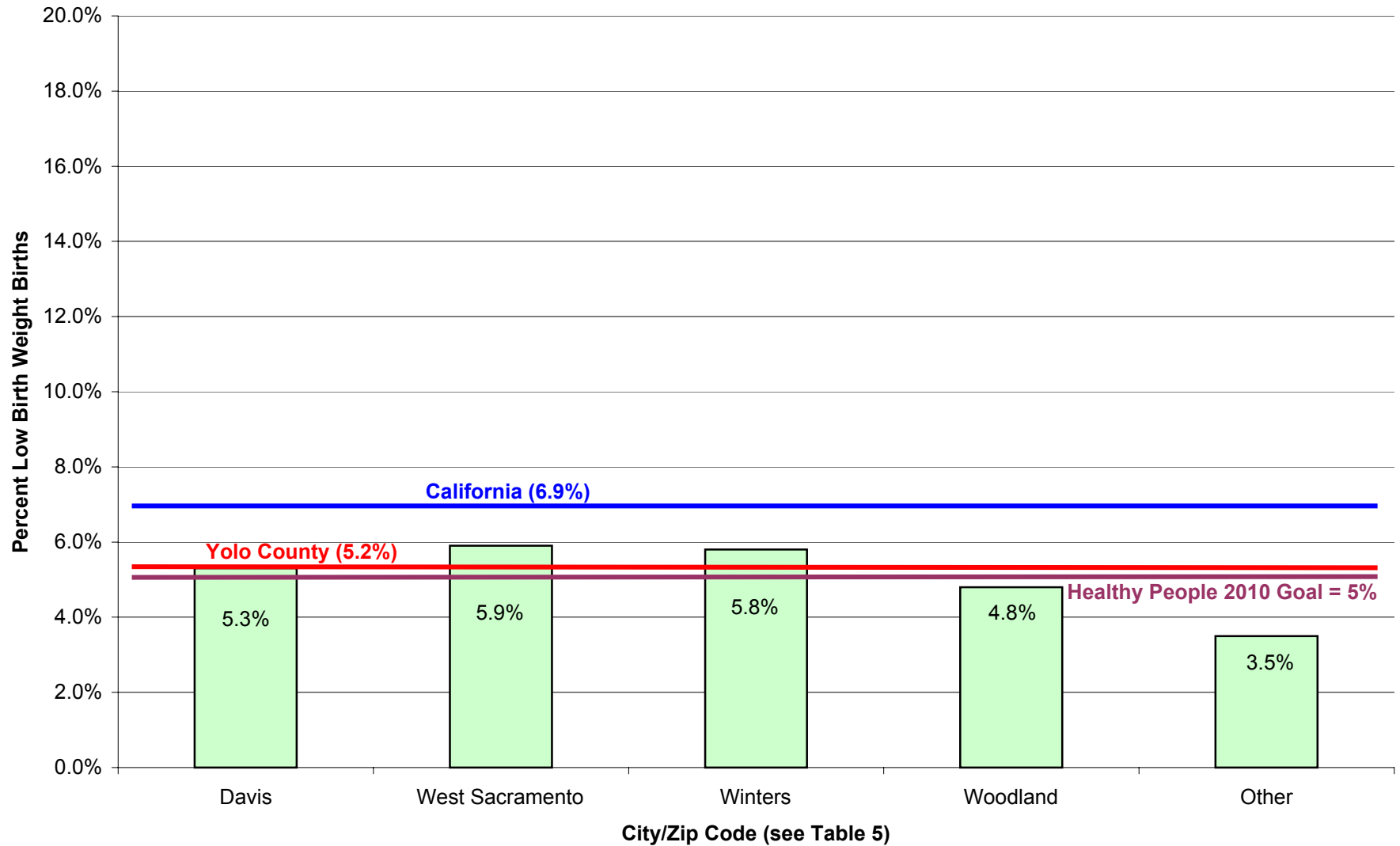
Low Birth Weight by Race/Ethnicity: Yolo County, 2006.



Low Birth Weight births = Infants weighing less than 2,500g at time of birth.

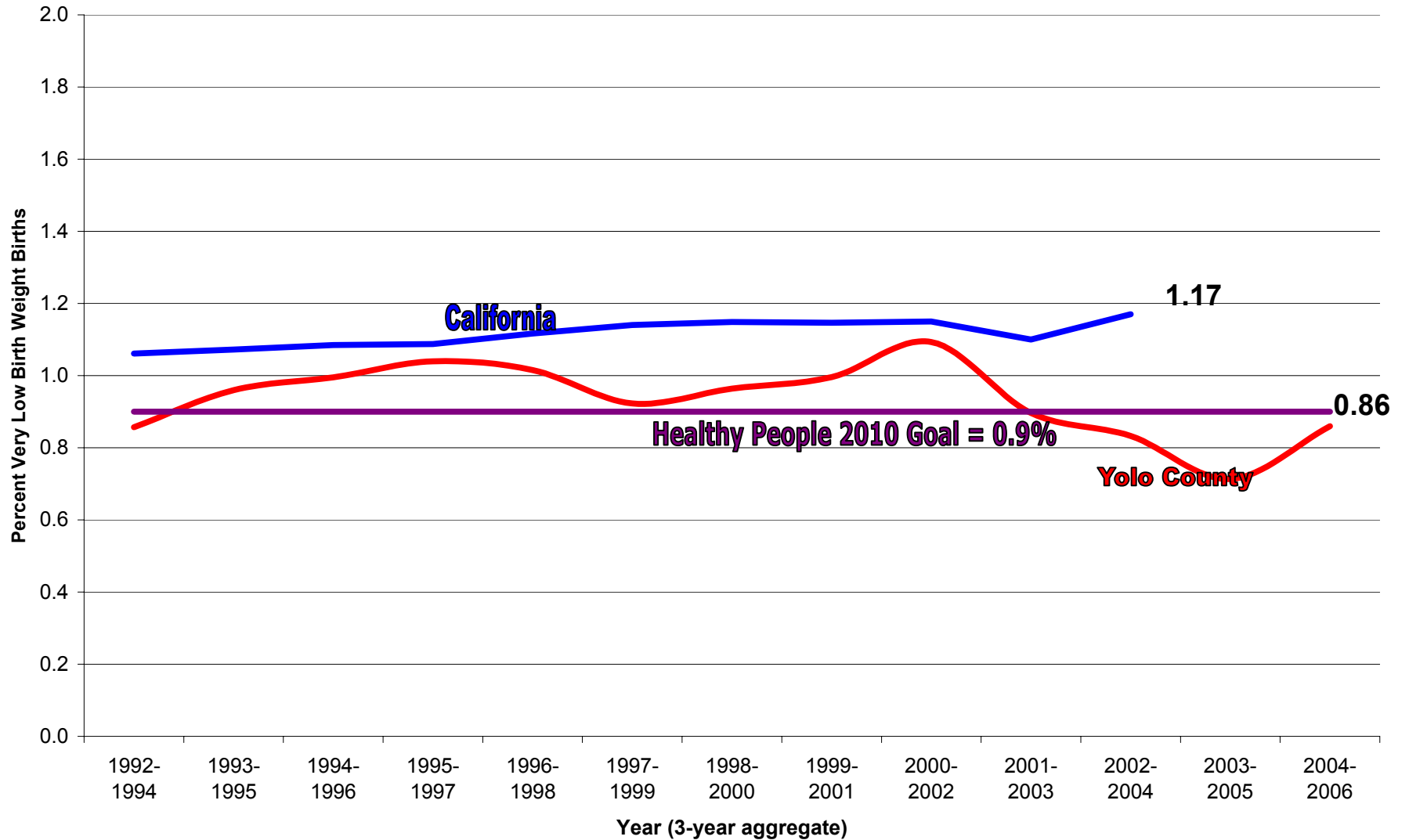
Yolo County Health Department, Vital Records, AVSS.

Low Birth Weight by City: Yolo County, 2006.



Low Birth Weight births = Infants weighing less than 2,500g at time of birth.

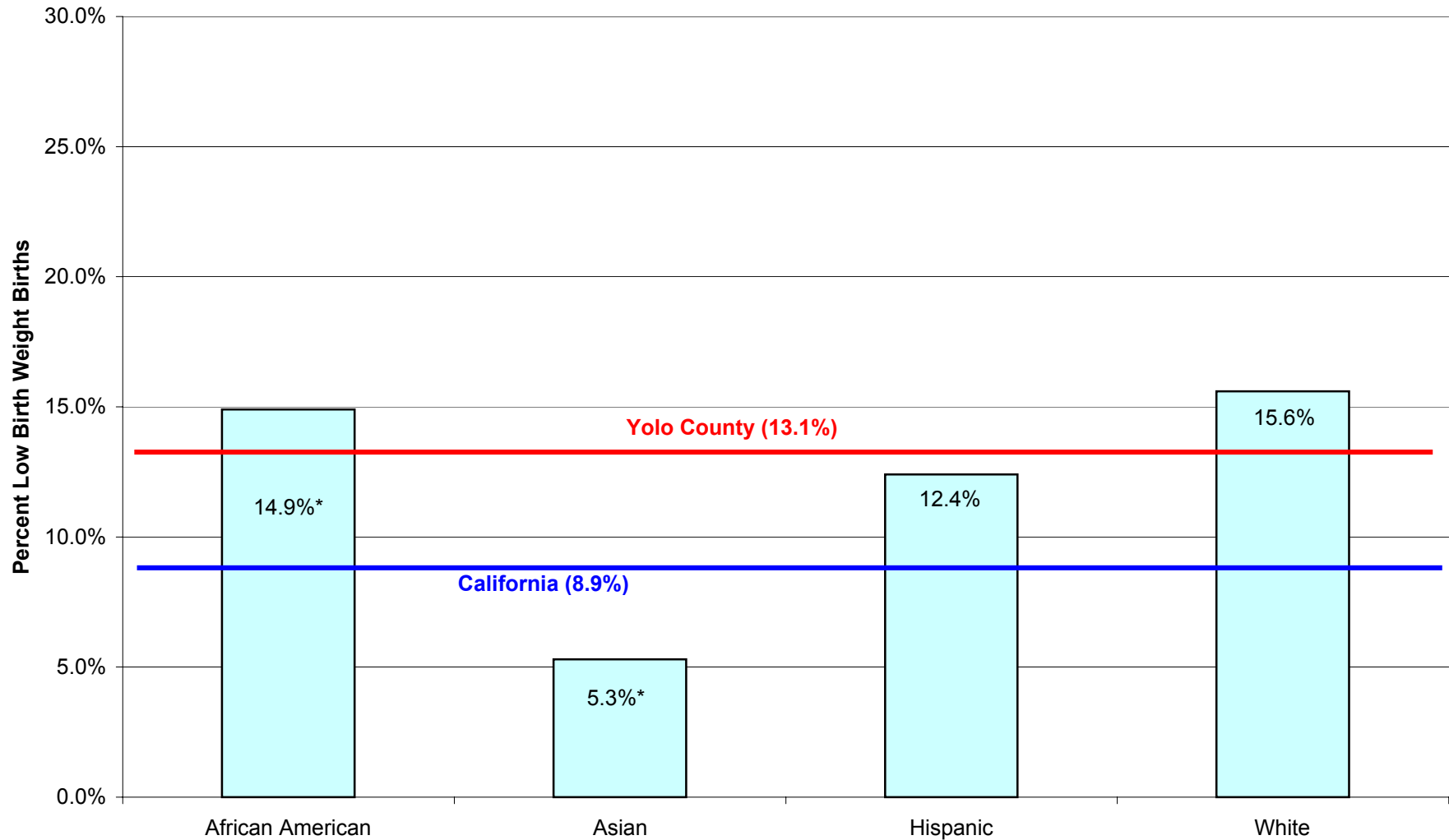
Very Low Birth Weight: California & Yolo County, 1992 - 2006.



Very Low Birth Weight births = Infants weighing less than 1,500g at time of birth.

Yolo County Health Department, Vital Records, AVSS.

Large for Gestational Age (LGA) Births by Race/Ethnicity: Yolo County, 2006.



* Rates based on fewer than 20 live births may be unstable or unreliable. **Race/Ethnicity**

LGA birth = Infant weighing 4,000g or more at time of birth.

Yolo County Health Department, Vital Records, AVSS.