

COMMUNITY HEALTH ASSESSMENT UPDATE

Emily Vaden, MPH
Program Coordinator
HHSA Administration Branch

CURRENT EFFORTS



SURVEY OVERVIEW

Collection period 5/16-7/31

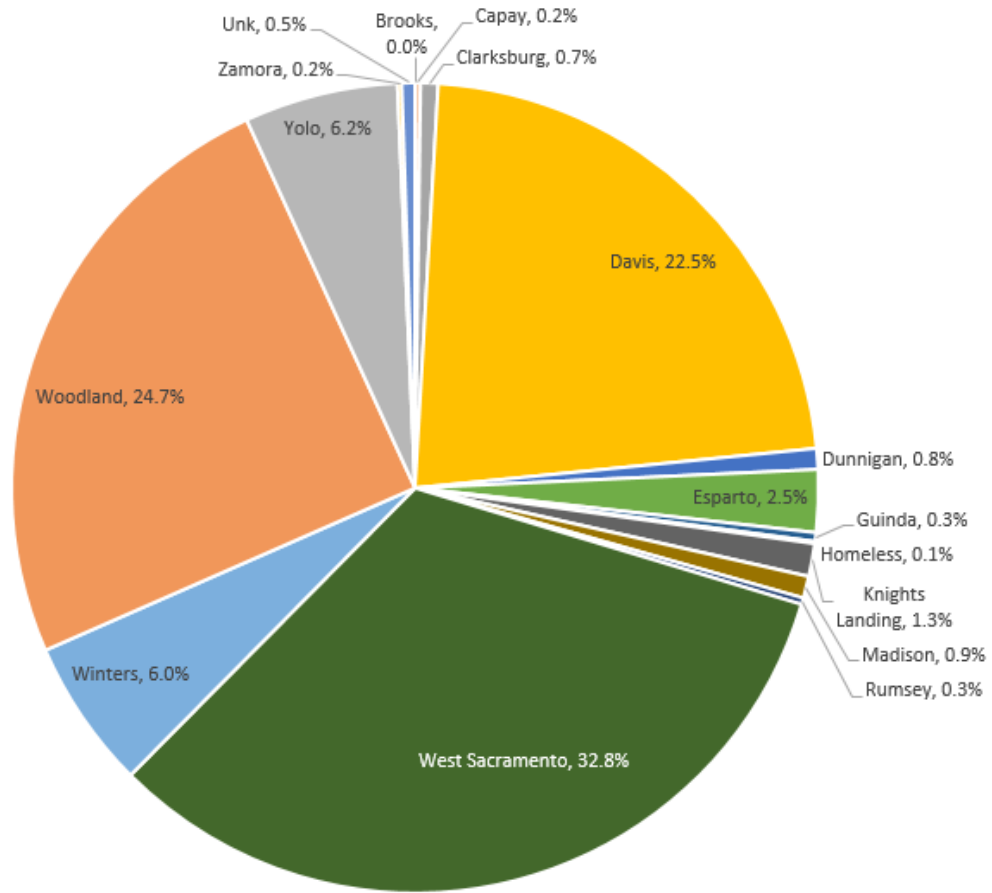
2291 total responses

Distributed in paper and via
SurveyMonkey

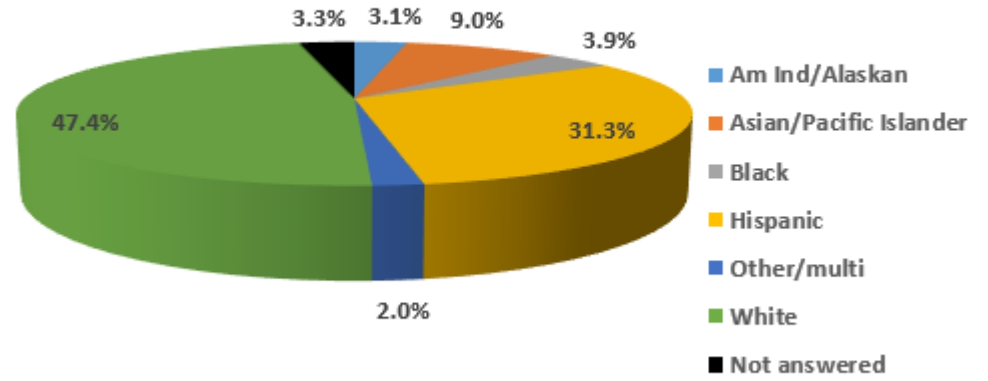
900 in 2014

Large distribution efforts by our partners

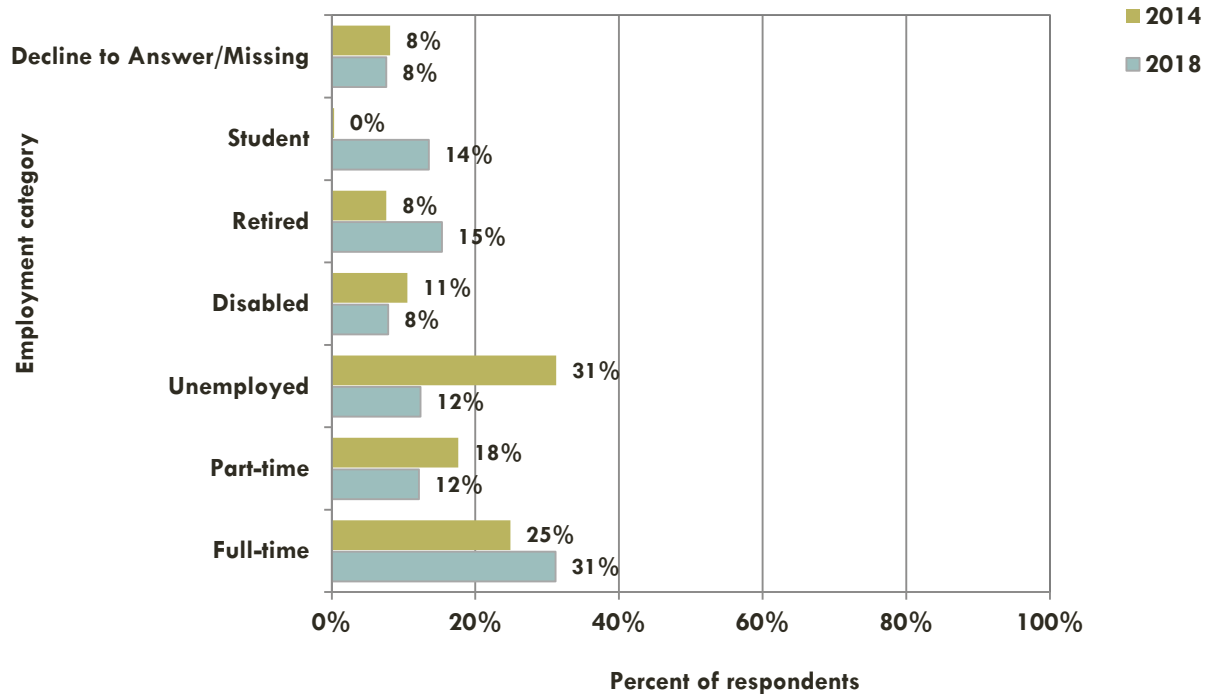
Survey Responses by City



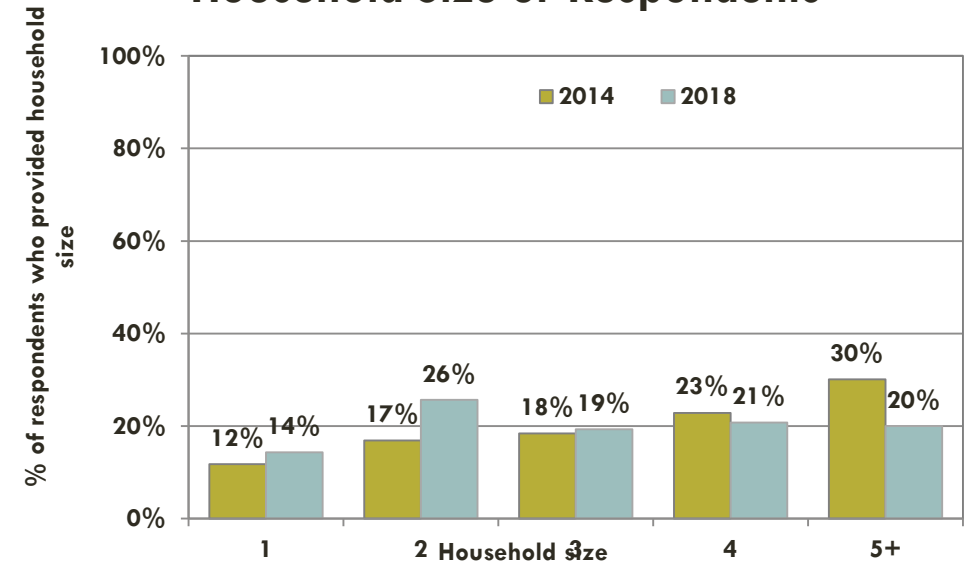
Race- Ethnicity of Survey Respondents



Employment Status of Respondents



Household Size of Respondents



📌 Increase Access to Services

📌 % of adults needing mental health services who didn't seek treatment because it was hard to get an appointment	15%	10%	📌	1	15%	2018
📌 % of adults needing mental health services who didn't seek treatment because they were concerned someone would find out	21%	7%	📌	1	21%	2018
📌 % of adults needing mental health services who didn't seek treatment due to cost	47%	28%	📌	1	30%	2018
📌 % of adults needing services who saw mental health professional for mental health or alcohol/drug problem in last 12 months	67%	68%	📌	1	67%	2018
📌 % of adults who needed to see a professional for mental health, alcohol or drug problem in last 12 months	24%	27%	📌	1	24%	2018
📌 % of adults who saw a mental health professional in last 12 months	16%	19%	📌	1	16%	2018

COMMUNITY PRIORITIES

Top 5 Individual Behaviors that affect Community Health Countywide

Rank	Category
1	Alcohol Abuse 34% (790)
2	Drug Abuse 34% (789)
3	Poor Nutrition/Eating Habits 33% (767)
4	Life Stress/Lack of Coping Skills 33% (748)
5	Lack of Exercise 28% (643)

Top 5 Environmental Issues that affect Community Health Countywide

Rank	Category
1	Cigarette Smoke 31% (712)
2	Heat/Hot Days 28% (652)
3	Lack of Access to Healthy Foods 27% (622)
4	Poor Housing Conditions 26% (597)
5	Air Pollution 26% (607)

Top 5 Health Issues that affect Community Health Countywide

Rank	Category
1	Mental Health Issues 44% (1005)
2	Obesity 31% (711)
3	Diabetes 31% (708)
4	Alcoholism 28% (641)
5	Cancer 23% (527)

Top 5 Social & Economic Circumstances that affect Community Health Countywide

Rank	Category
1	Homelessness 44% (1,017)
2	No Health Insurance 44% (1,011)
3	Poverty 39% (897)
4	Lack of Education/No High School Education 24% (558)
5	Unemployment 22% (506)

CHA NEXT STEPS

