

Community Corrections Partnership & Criminal Justice Monthly Data Dashboard

January 2019

- **Probation Statistics**
 - Criminogenic Needs..... 2
 - Demographics..... 2
 - Risk Level..... 4

- **Program and Treatment Statistics**
 - Electronic Monitoring..... 6
 - Day Reporting Center..... 7
 - Neighborhood Court..... 8
 - Victim Assistance..... 9
 - Walter’s House SUD Residential Treatment Program..... 10
 - Perinatal Day Treatment Outpatient Program..... 11
 - Outpatient Treatment Statistics..... 12
 - Penal Code (PC) 1000 Drug Diversion Program..... 14
 - Substance Abuse Education (SAE English and SAE Spanish) 14
 - The Outpatient Substance Abuse Recovery Program (OSARP) 15
 - Path 2 Recovery Program (P2R) 15
 - Day Reporting Center Outpatient Treatment..... 15
 - Mental Health Court..... 17
 - Addiction Intervention Court..... 18

- **Yolo County Jail Statistics**
 - Federal Court “CAP” Jail Overcrowding Releases..... 19
 - Average Daily Population..... 20
 - Booking and Release Statistics..... 22
 - AB 109 Population Violations..... 22

- **Yolo County Criminal Justice Statistics**
 - Yolo County Unincorporated Crime Statistics..... 23
 - Felony and Misdemeanor Statistics..... 23

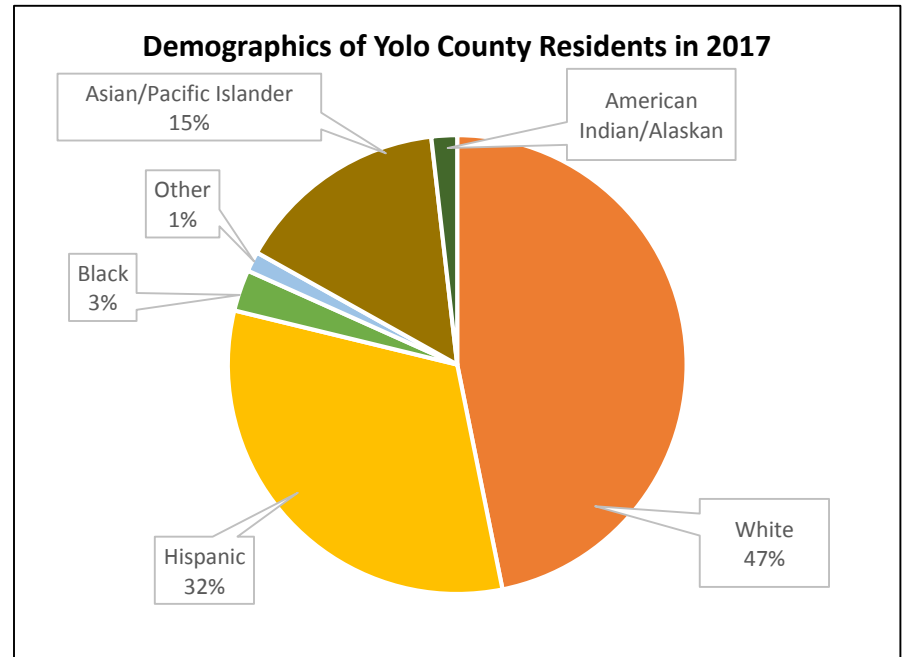
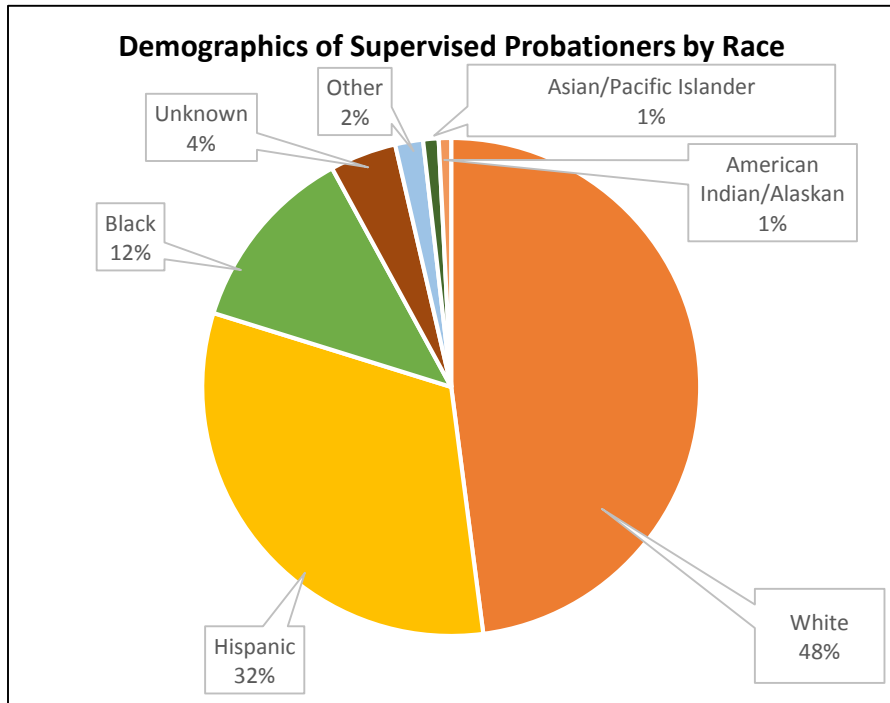
Probation Statistics (Source: Yolo County Probation Department)

Criminogenic Needs – Criminogenic needs are the commonly important needs for a group of offenders. According to Yolo County Probation the top criminogenic needs of probationers were calculated to provide an idea of the risk factors that could potentially cause offenders to fail probation.

Top Criminological Needs (As of 12-06-18)		
Need Category	Percentage of prevalence of need and total number of those with need	Number of Probationers
Neighborhood Problems (crime & illicit drug availability)	76%	610
Education, Employment, Financial	64%	755
Substance Use	60%	629
Family and Social Support	54%	370
Peers Associations	49%	327
Criminal Attitudes and Behavioral Patterns	36%	258

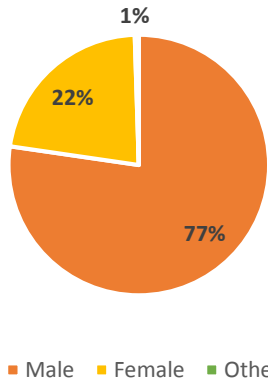
* The number of probationers listed above are duplicated amongst the need categories

Demographics – Demographic Information for the actively supervised probationers under the Yolo County Probation Department as of 12-31-18.

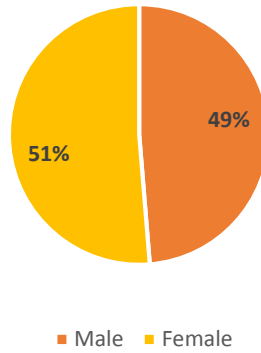


Source: US Census Bureau

Demographics of Supervised Probationers by Sex

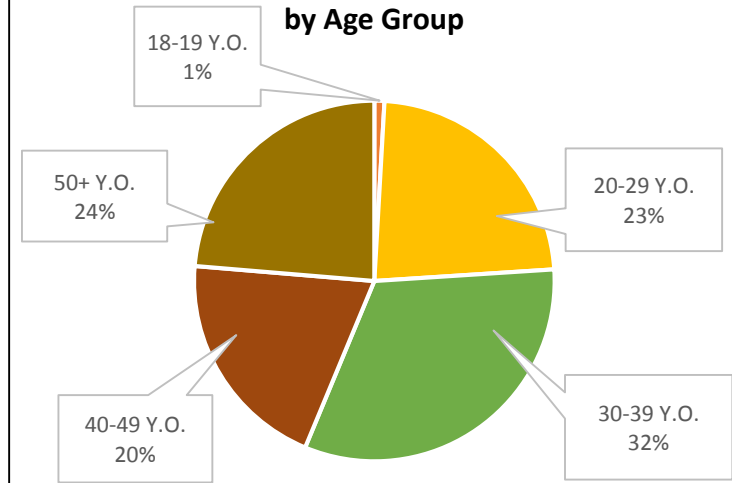


Demographics of Yolo County Residents by Sex in 2017

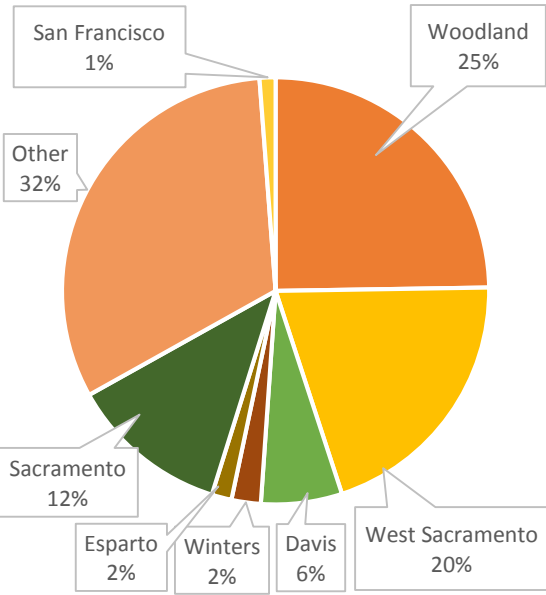


Source: US Census Bureau

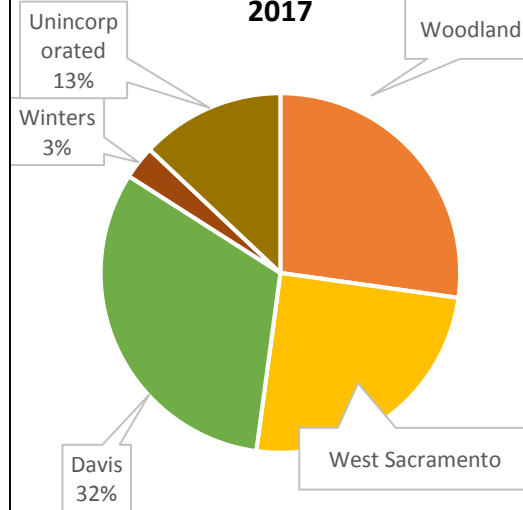
Demographics of Supervised Probationers by Age Group



Demographics of Supervised Probationers by City Location

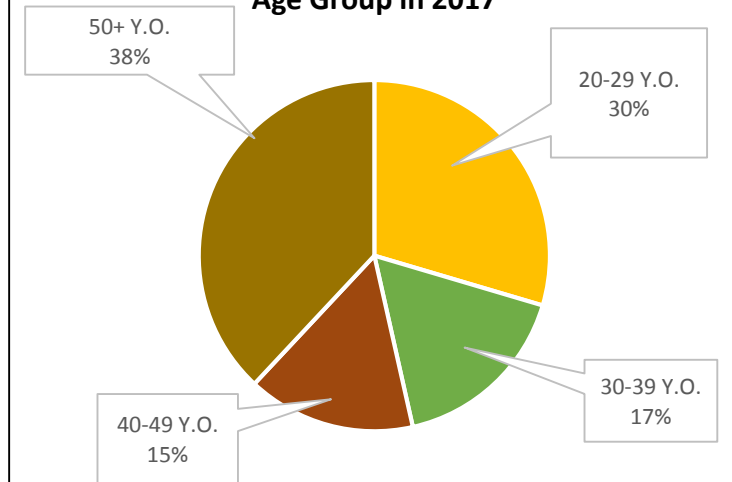


Demographics of Yolo County Residents by City Location in 2017



Source: Statistical and Demographic Profile of Yolo County

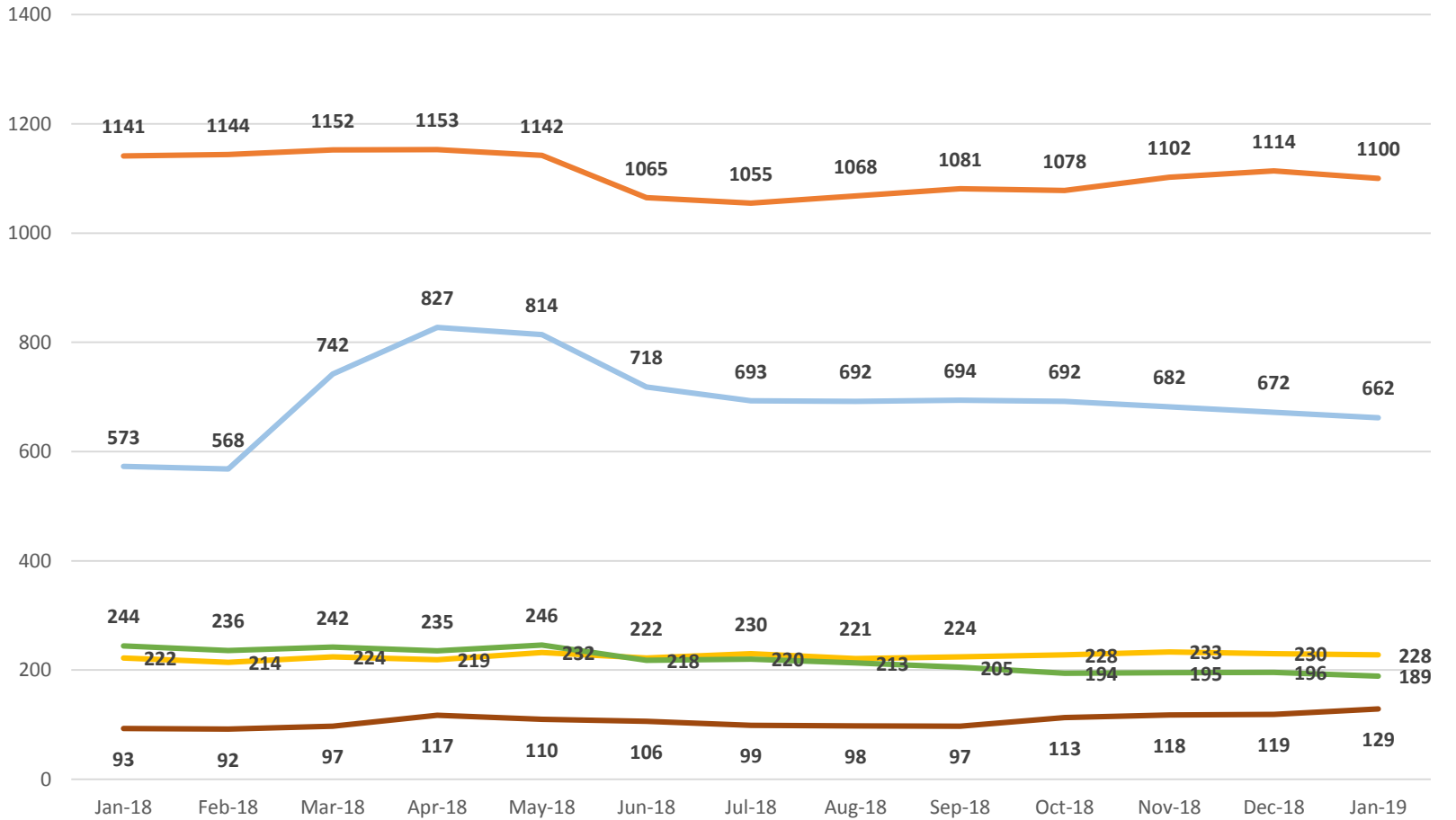
Demographics of Yolo County Residents by Age Group in 2017



Source: US Census Bureau

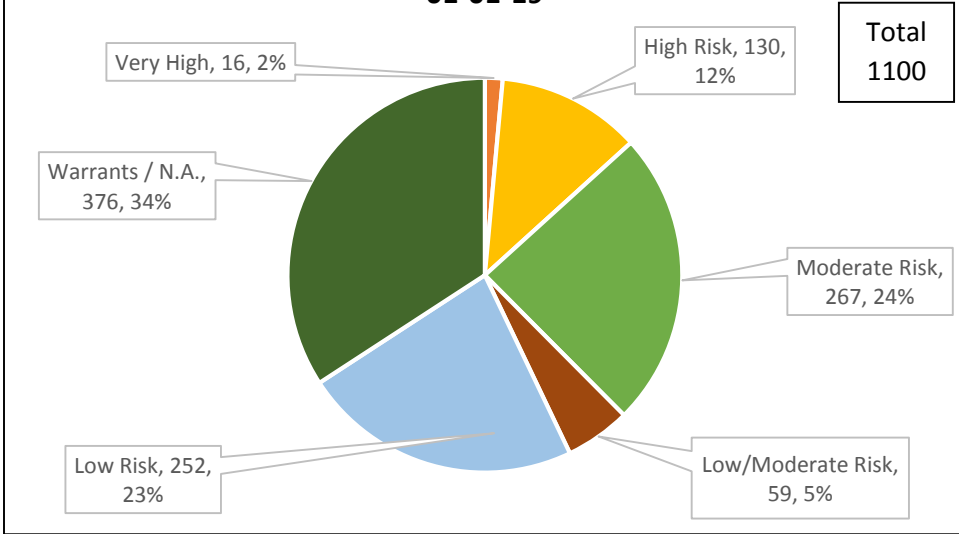
Risk Level – Risk Level distribution among different actively supervised probationer populations – Risk determined through risk/need assessment by Probation.

Number of Actively Supervised Probationer Populations



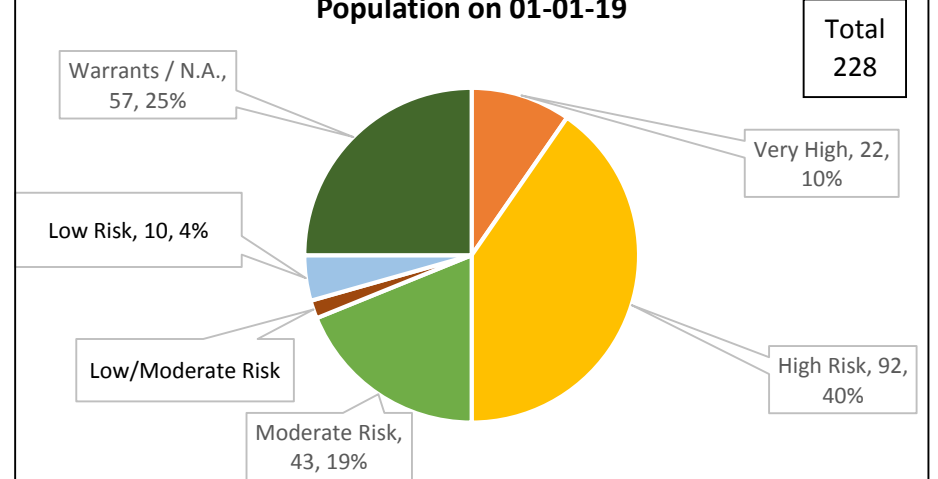
	Jan-18	Feb-18	Mar-18	Apr-18	May-18	Jun-18	Jul-18	Aug-18	Sep-18	Oct-18	Nov-18	Dec-18	Jan-19
Adult Probation Active Pop	1141	1144	1152	1153	1142	1065	1055	1068	1081	1078	1102	1114	1100
PRCS Active Pop	222	214	224	219	232	222	230	221	224	228	233	230	228
1170 Supervision Active Pop	244	236	242	235	246	218	220	213	205	194	195	196	189
Pre-Trial Active Pop	93	92	97	117	110	106	99	98	97	113	118	119	129
Prop 47 Adult Pop	573	568	742	827	814	718	693	692	694	692	682	672	662

Risk Levels of Adult Probation Active Population on 01-01-19



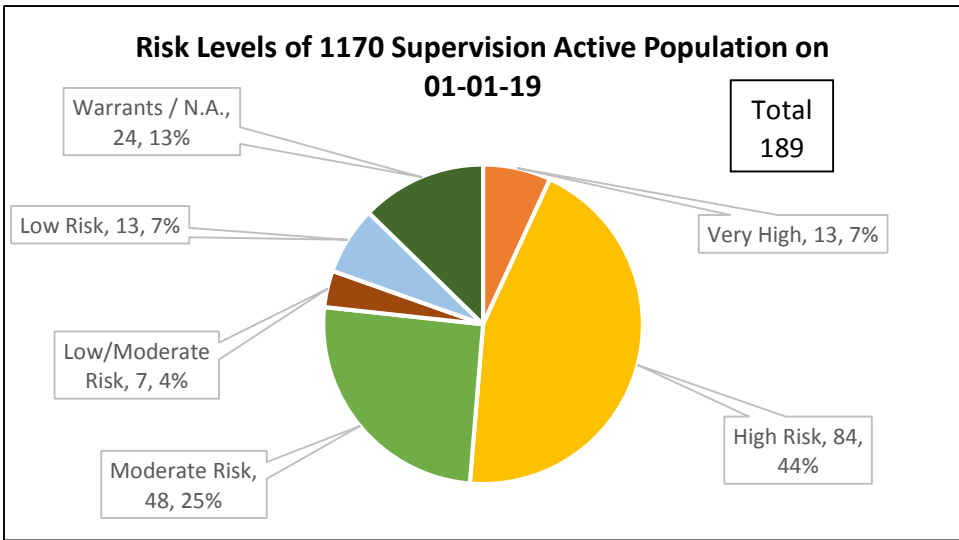
*The population below was formerly under state parole until AB 109 put them under County Probation supervision in 2011.

Risk Levels of Post Release Community Supervision Population on 01-01-19



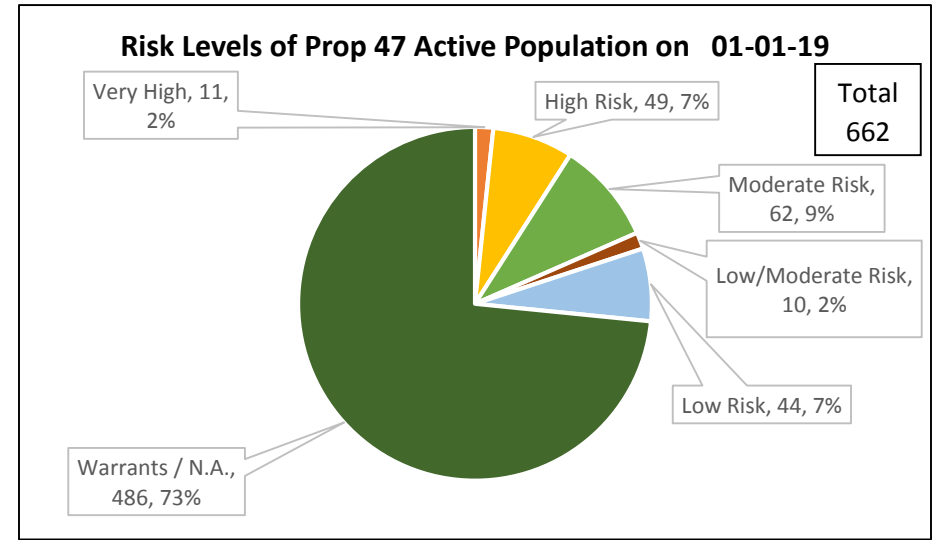
* The population shown below are offenders covered by penal code 1170, and are not eligible for incarceration in prison. Instead they are sentenced to county jail or a split sentence in Mandatory Supervision.

Risk Levels of 1170 Supervision Active Population on 01-01-19



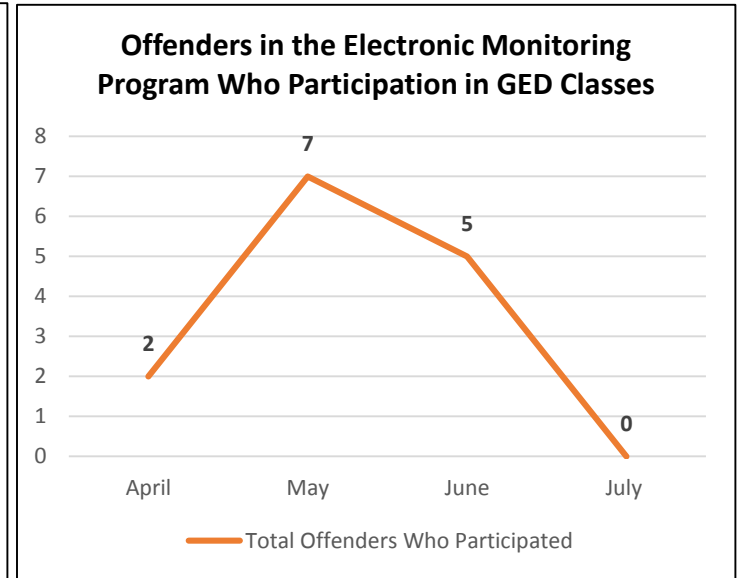
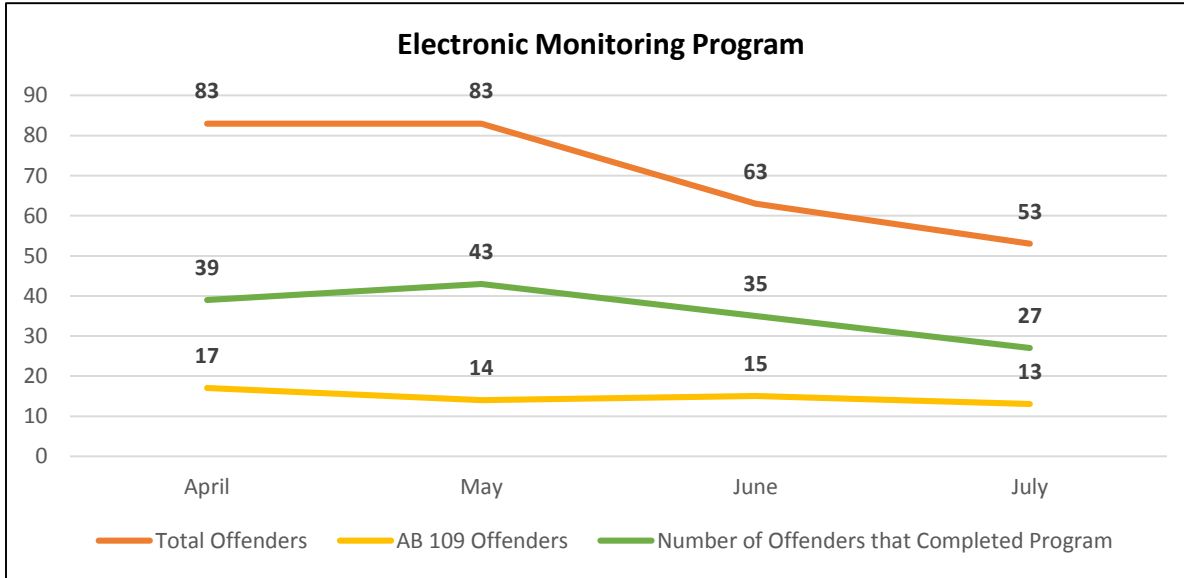
*Prop 47 turned some offenses that were either punishable as felonies or misdemeanors into misdemeanors. The chart below shows the risk levels of the offenders in this category

Risk Levels of Prop 47 Active Population on 01-01-19

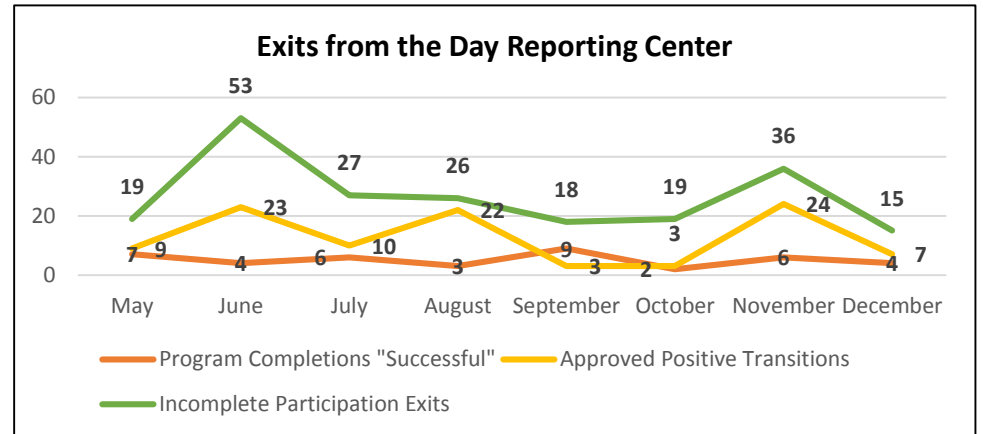
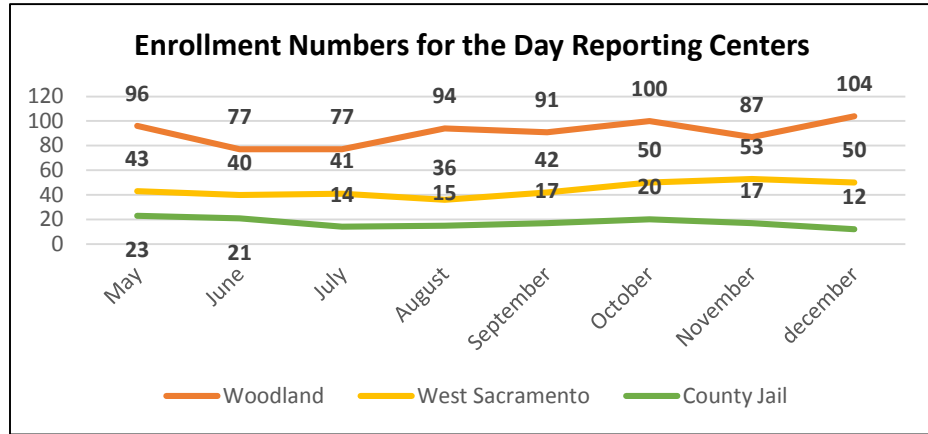


Program and Treatment Statistics

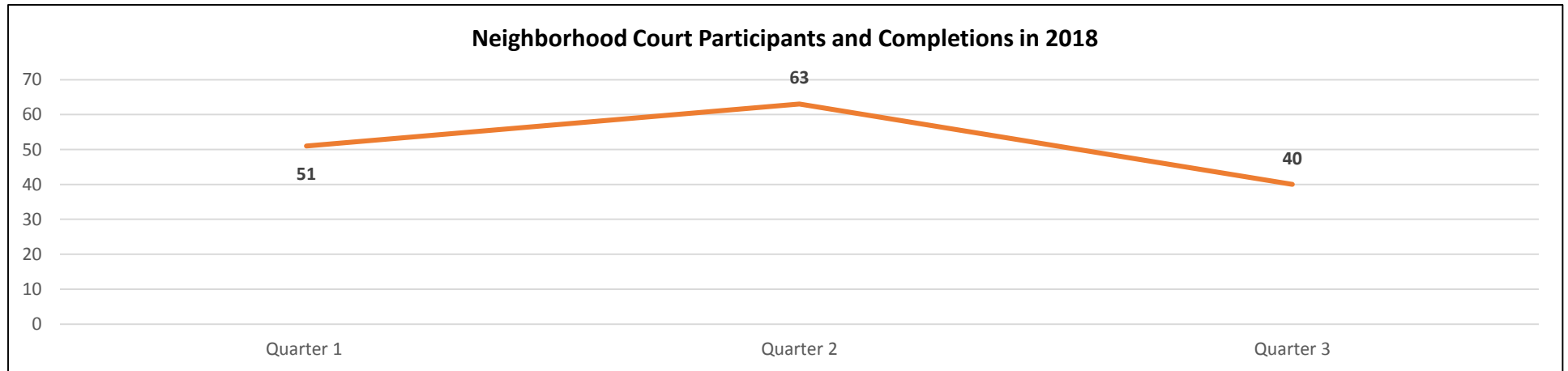
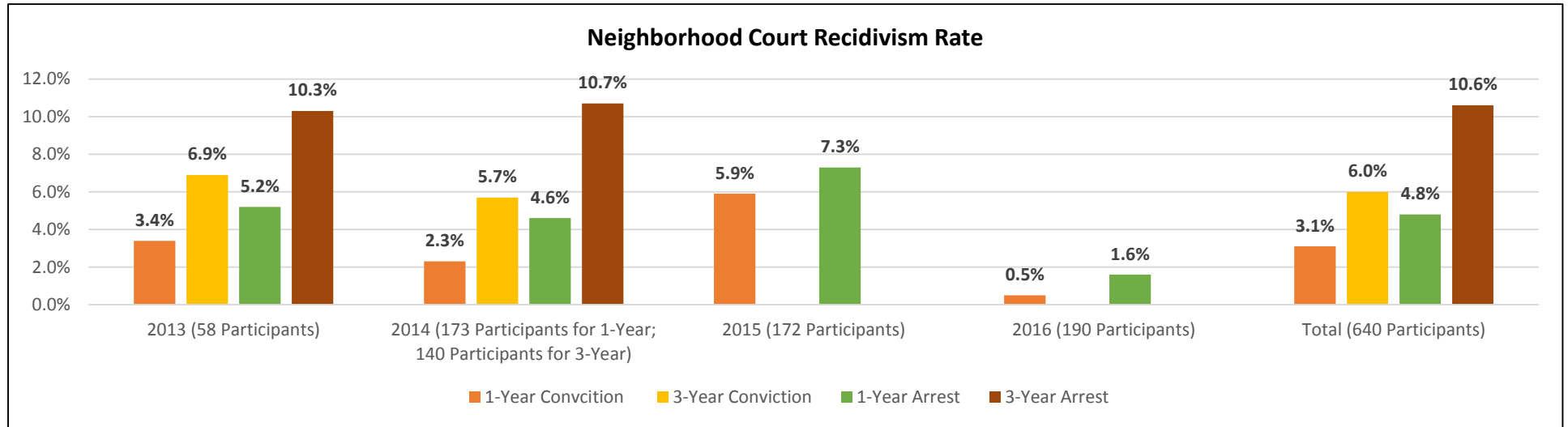
Electronic Monitoring – Offenders on the Sheriff’s Electronic Monitoring Program instead of serving in the Yolo County Jail. *Source: Yolo County Sheriff’s Office*



Day Reporting Center – The Day Reporting Center (DRC) serves offenders and probationers with various programs, from mental health and addiction therapies to education and work training programs. These data charts include patients that enter the program, and then leave within 30 days. *Source: Day Reporting Center Monthly Report*

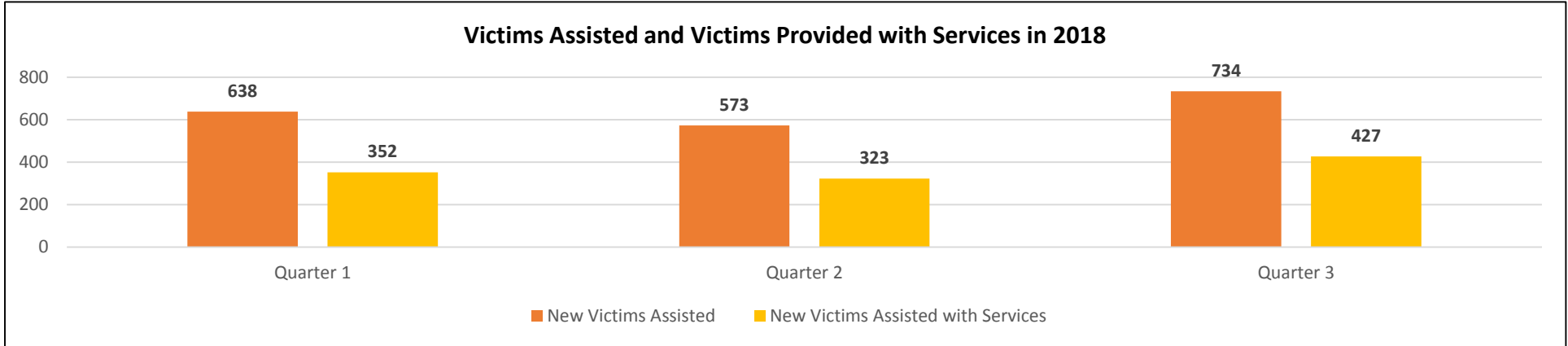


Neighborhood Court – The Neighborhood Court is a restorative justice diversion program that offers a community based resolution process. This resolution process seeks to address the underlying causes of misconduct by developing collaborative outcomes through a three-step conference. Participants meet face-to-face with community members to discuss the incident, identify the harms from their behavior, and find ways to repair those harms. Source: *District Attorney’s Neighborhood Court Recidivism Study 2017*



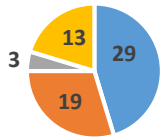
Source: *District Attorney’s Office*

Victim Assistance – Yolo County supports the victims of crime by allowing their voices to be heard, increasing compensation/supports, and increasing wellness as well as increasing offender knowledge of victim impact. Source: *District Attorney's Office*



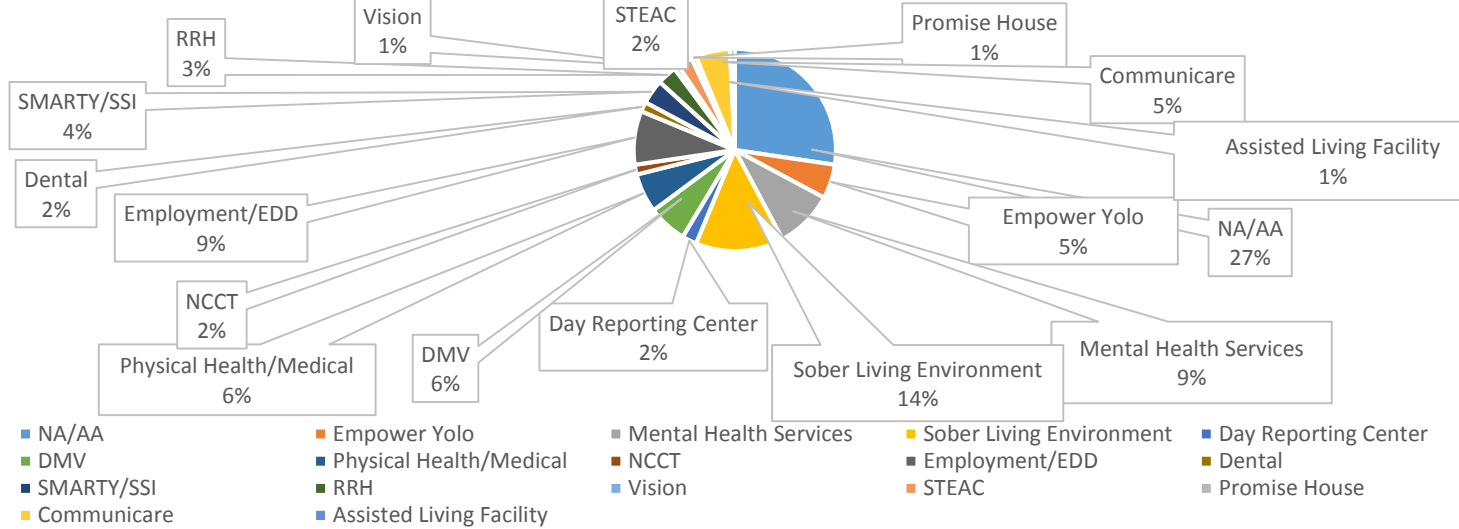
Walter's House SUD Residential Treatment Program – This program provides substance use disorder treatment for the County of Yolo in the following areas: stabilization, development of coping skills for identified needs, and preparation for independent living. Source: *Walter's House 2017-18 Performance Report*

Client Outcomes in Walter's House Between July 1, 2017 and June 30, 2018

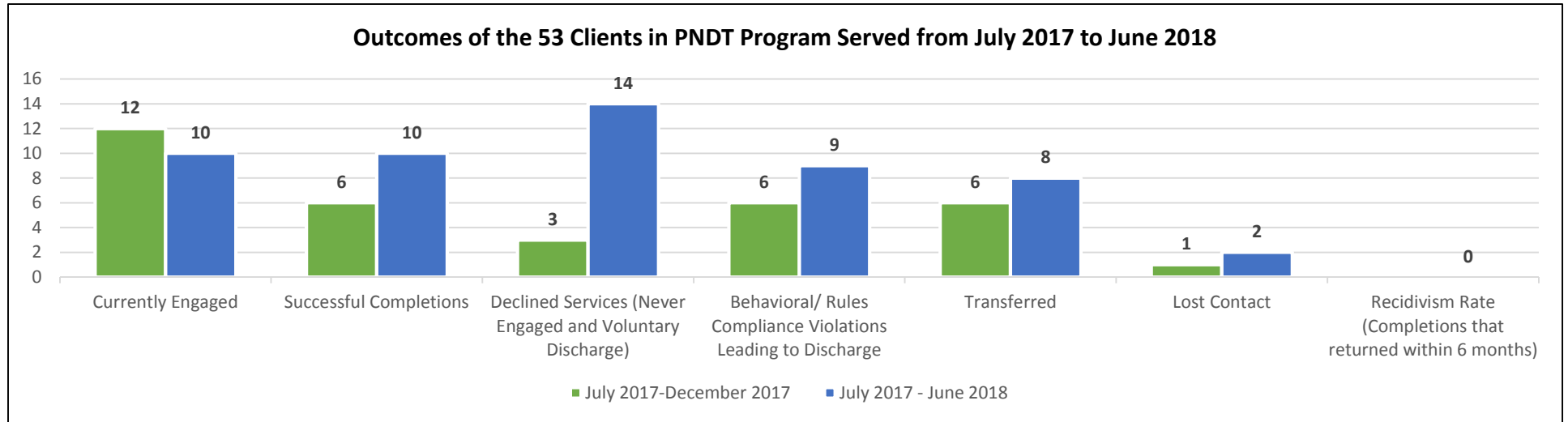


- Successful
- Unsuccessful
- Transferred
- Still in treatment

Service Referrals from Walter's House Between July 1, 2017 and June 30, 2018

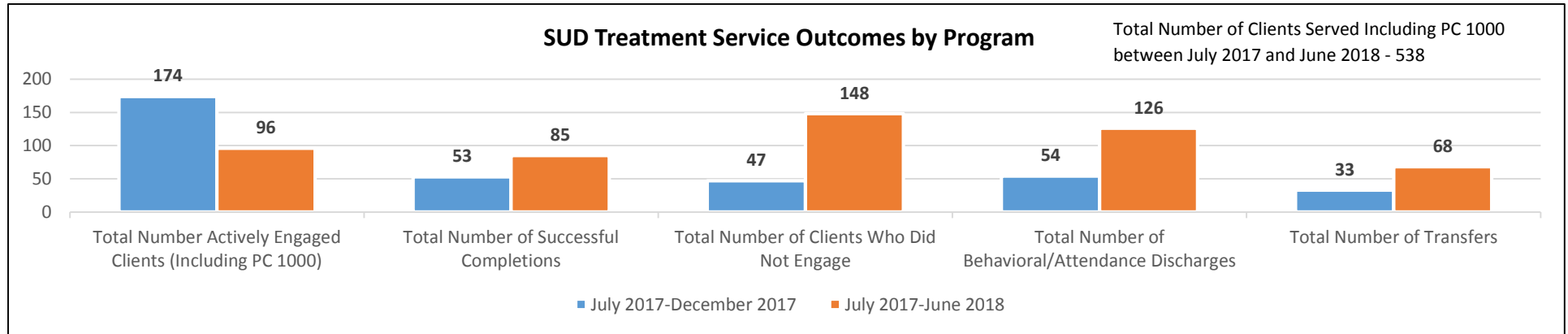


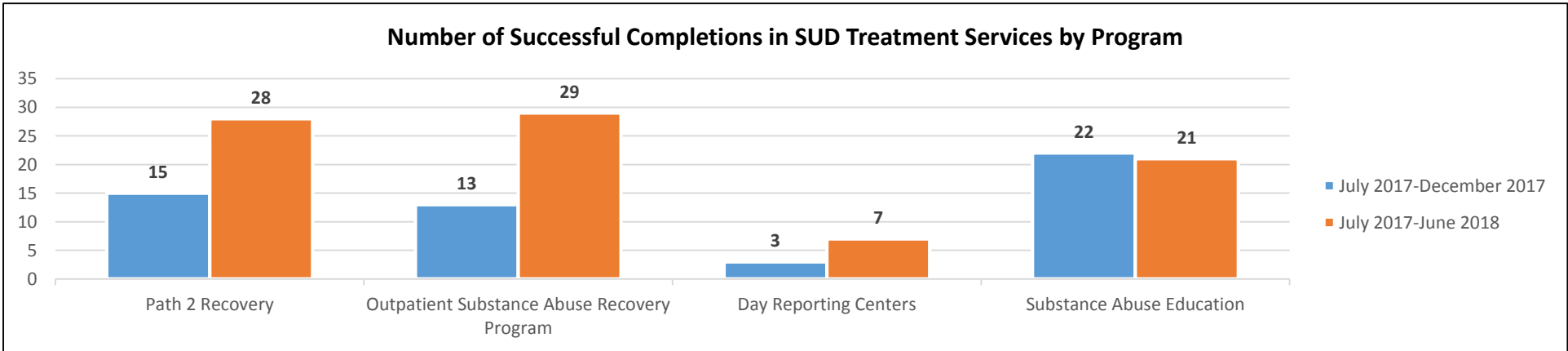
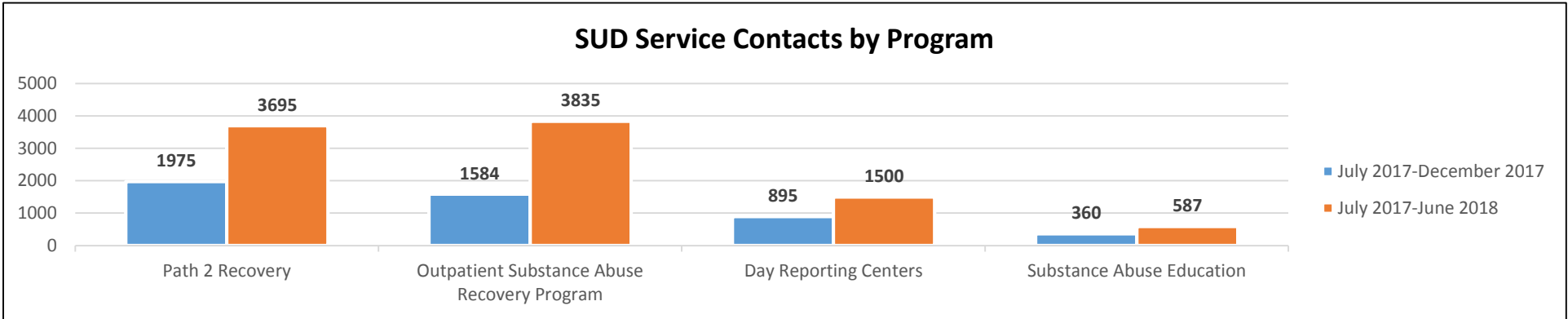
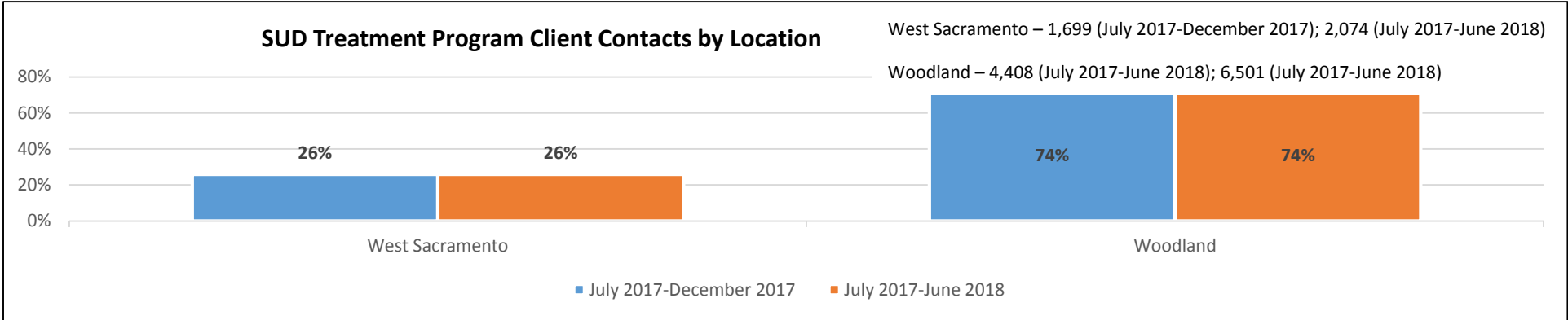
Perinatal Day Treatment Outpatient Program – Communicare Health Centers’ Perinatal Day Treatment (PNDT) is an outpatient family program that provides gender specific substance abuse treatment, family therapy, and child development services to women and their children utilizing a variety of evidence based practices. This program is not CCP funded, but provides a look at the wider criminal justice and treatment systems in Yolo County. Source: *Communicare Health Center*



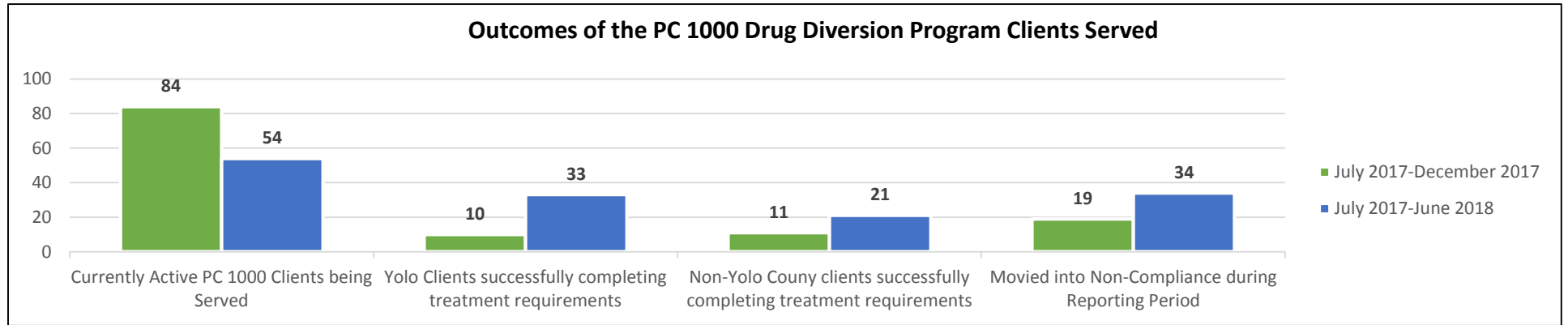
Outpatient Treatment Statistics – Yolo County and CCP Funded Substance Use Disorder Program Outcomes and other Statistics. Source: *Communicare Health Center*

Yolo County and CCP Funded SUD Program Statistics July 2017 to December 2017		
Program Outcomes	July 2017 – December 2017	July 2017 – June 2018
Total Number of Visits/Contacts	6,107	8,575
Total Number of Unduplicated Clients Served (with PC 1000 clients)	387	538
Total Number of Newly Screened/ Admitted Clients	243	248
Total Number of Actively Engaged Clients in SUD Treatment Services (including PC 1000)	174	96
Program Outcomes (Successes and Discharges)	July 2017 – December 2017	July 2017 – June 2018
Total Number of Successful Completions in SUD Treatment Services	53	85
Total Number of Clients in SUD Treatment Services who did not engage (active in program for less than 30 days)	47	148
Total Number of Behavioral /Attendance Discharges from SUD Treatment Services	54	126
Total Number of Transfers to Residential Treatment/ Higher Level of Care	33	68

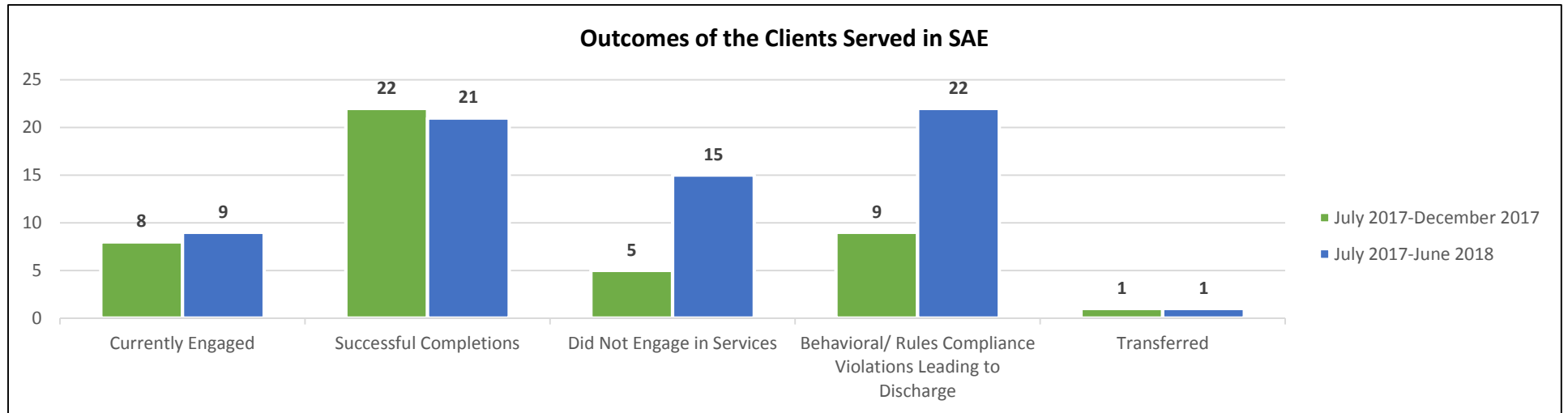




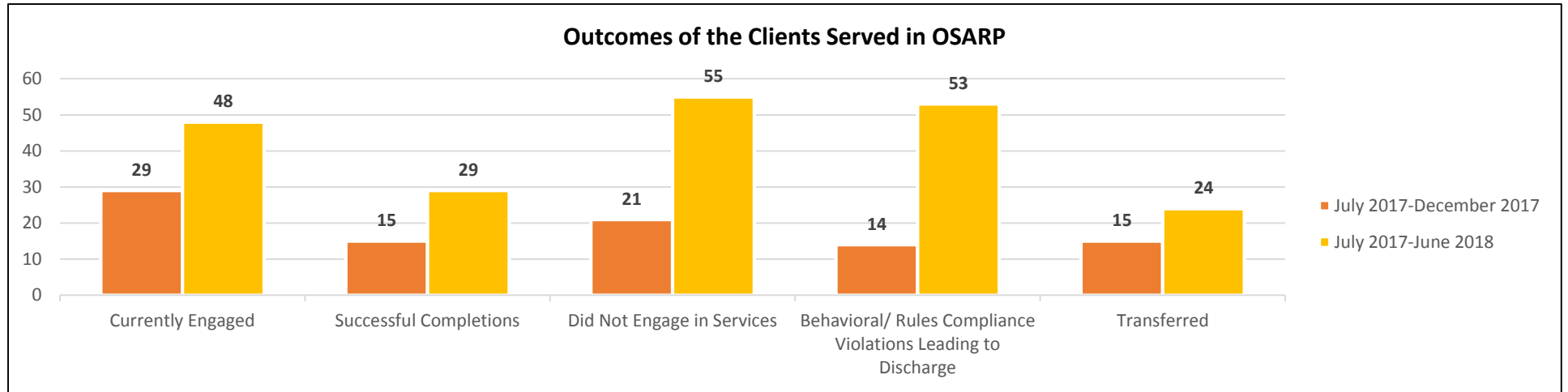
Penal Code (PC) 1000 Drug Diversion Program – This program is offered for lower level drug offenses, as outline in PC 1000, in which offenders go into outpatient treatment. This program offers a diversion from jail, but do not divert offenders from any convictions associated with the offense. This program is not CCP funded, but provides a look at the wider criminal justice and treatment systems in Yolo County. Source: *Communicare Health Center*



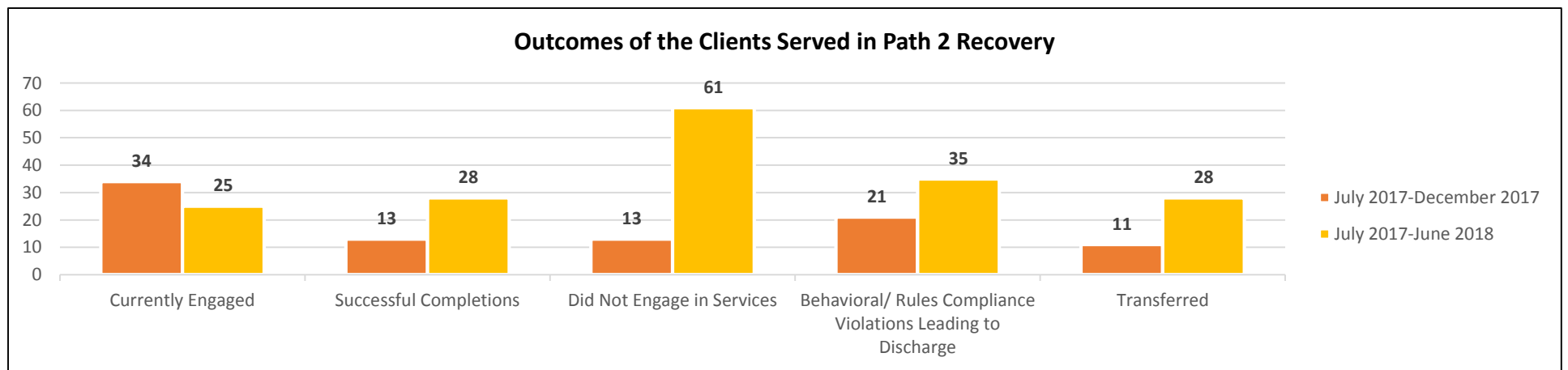
Substance Abuse Education (SAE English and SAE Spanish) – This program serves clients in the PC1000 drug diversion program and adults who need a substance abuse program that is less intensive and/or in Spanish. This program is not CCP funded, but provides a look at the wider criminal justice and treatment systems in Yolo County. Source: *Communicare Health Center*



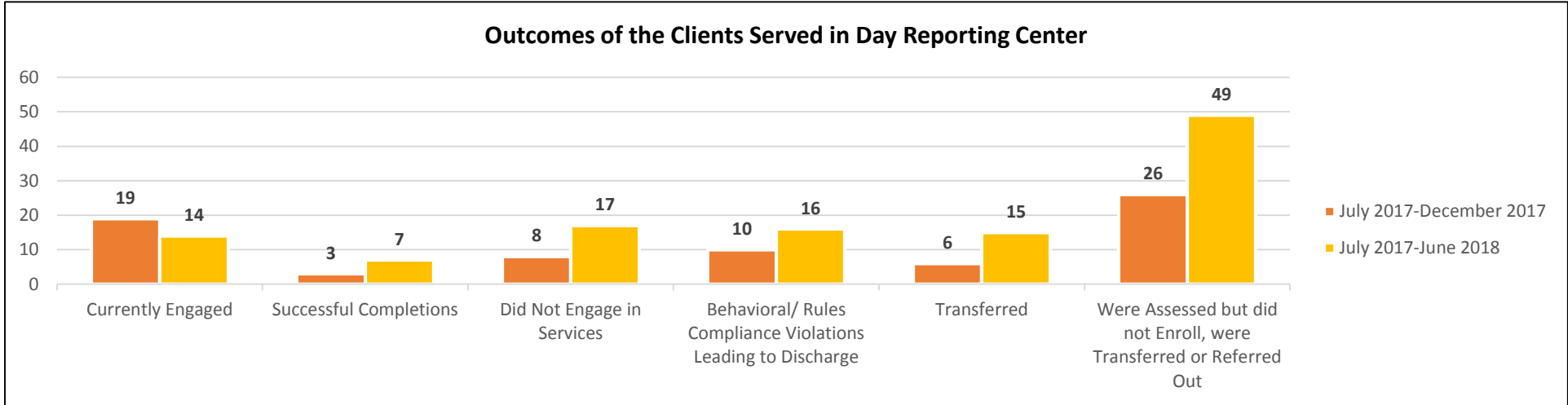
The Outpatient Substance Abuse Recovery Program (OSARP) – This program serves men and women ages 18 and over who need assistance in beginning a clean and sober lifestyle, using evidence-based models including Moral Recognition Therapy and the Stages of Change techniques. Source: *Communicare Health Center*



Path 2 Recovery Program (P2R) – This is a recovery program serving adults who are experiencing a range of mild to moderate mental health issues that complicate and contribute to their drug use. The program integrates a variety of educational, motivational, and cognitive behavioral strategies that are evidence-based such as Illness Management and Recovery, Acceptance and Commitment Therapy, as well as, Dialectical Behavior Therapy. Source: *Communicare Health Center*

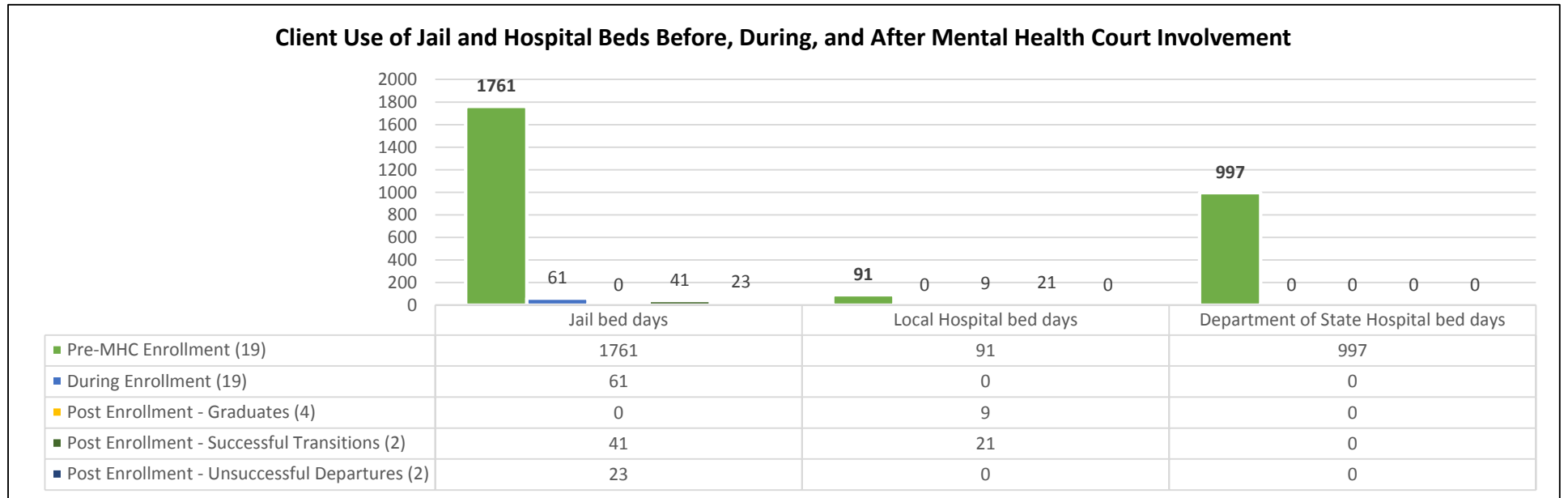
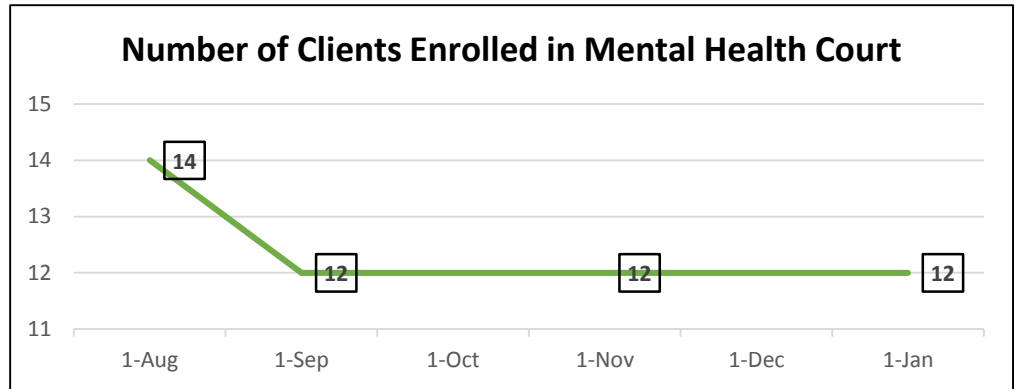
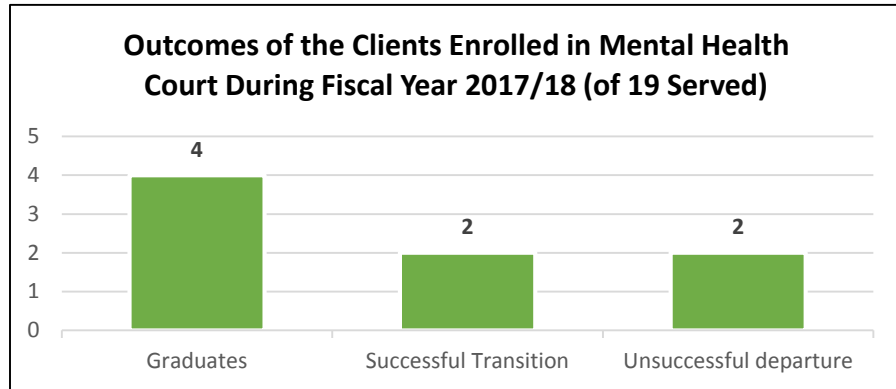


Day Reporting Center Outpatient Treatment – This program is an off-site Drug Medi-Cal certified program modeled after OSARP but serving only Probationers and Parolees at the Day Reporting Centers in Woodland and West Sacramento. Source: *Communicare Health Center*



Mental Health Court – Mental Health Court (MHC) is a minimum 18-month collaborative court-based treatment and monitoring system for adult offenders with serious mental illnesses. The program is a partnership between the Yolo County Superior Court, Probation Department, Health and Human Services Agency, the Public Defender, and the District Attorney. MHC is a strategic program designed to effectively address the increasing number of seriously mentally ill defendants cycling through the courts and jails. This program is not CCP funded, but provides a look at the wider criminal justice and treatment systems in Yolo County.

Source: *Mental Health Court Statistics for Fiscal Year 2017/18*



Addiction Intervention Court – Addiction Intervention Court (AIC) is a specialty court program that serves up to 20 individuals at a time who struggle with substance use disorders and are involved in the criminal justice system as a result of their addiction. The program is a collaborative effort between the Yolo County Superior Court, Yolo County Public Defender, the District Attorney’s Office, the Probation Department, and the Health and Human Services Agency. This program is not CCP funded, but provides a look at the wider criminal justice and treatment systems in Yolo County. Source: *Addiction Intervention Court Data*

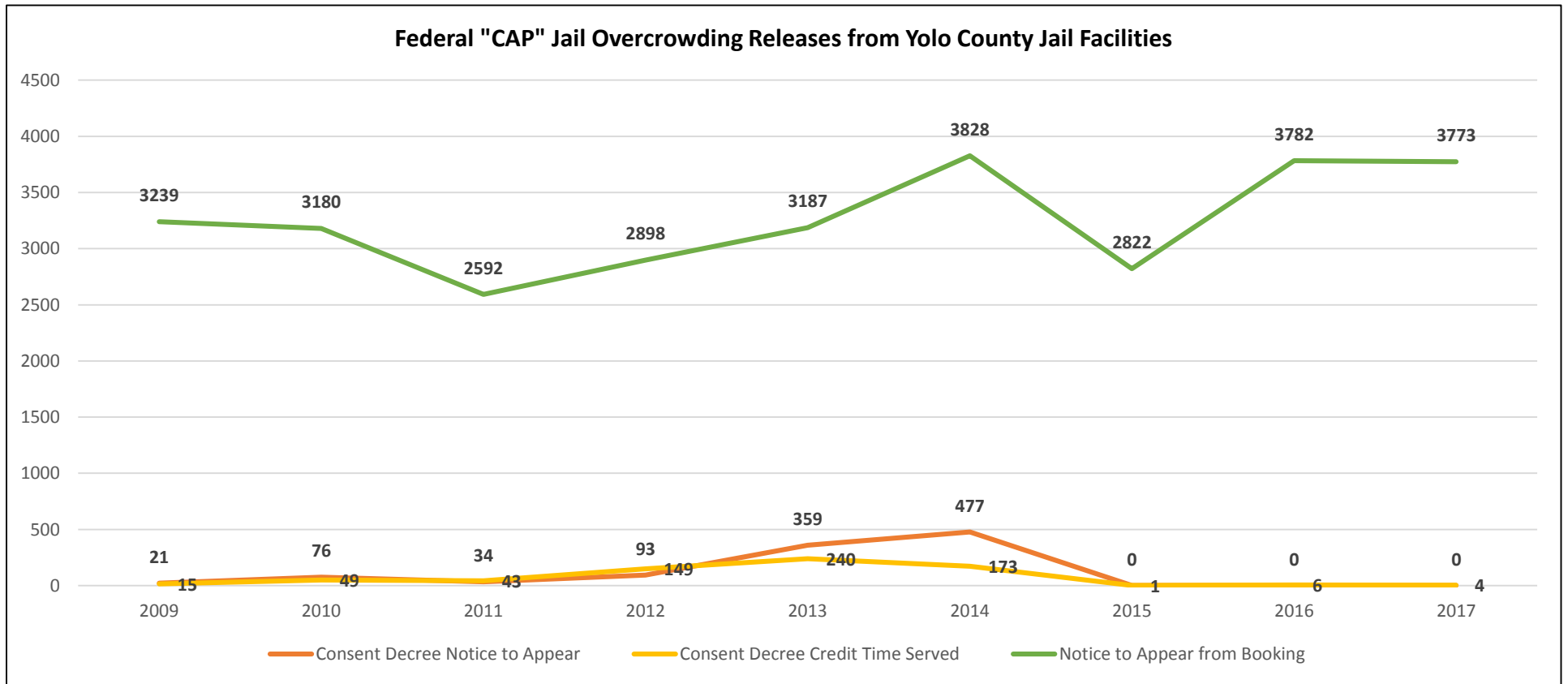


Yolo County Jail Statistics (Source: Yolo County Sheriff's Office)

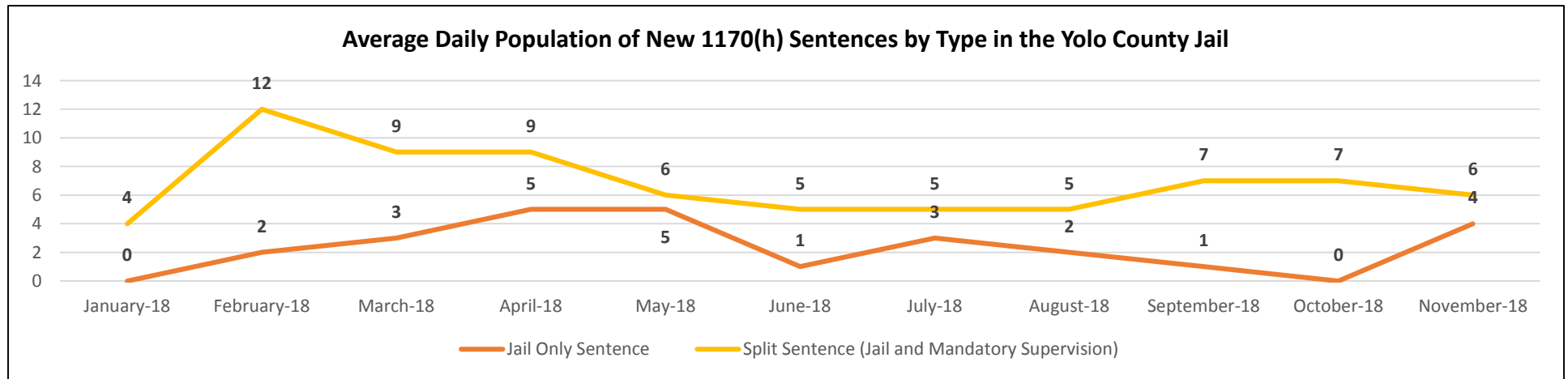
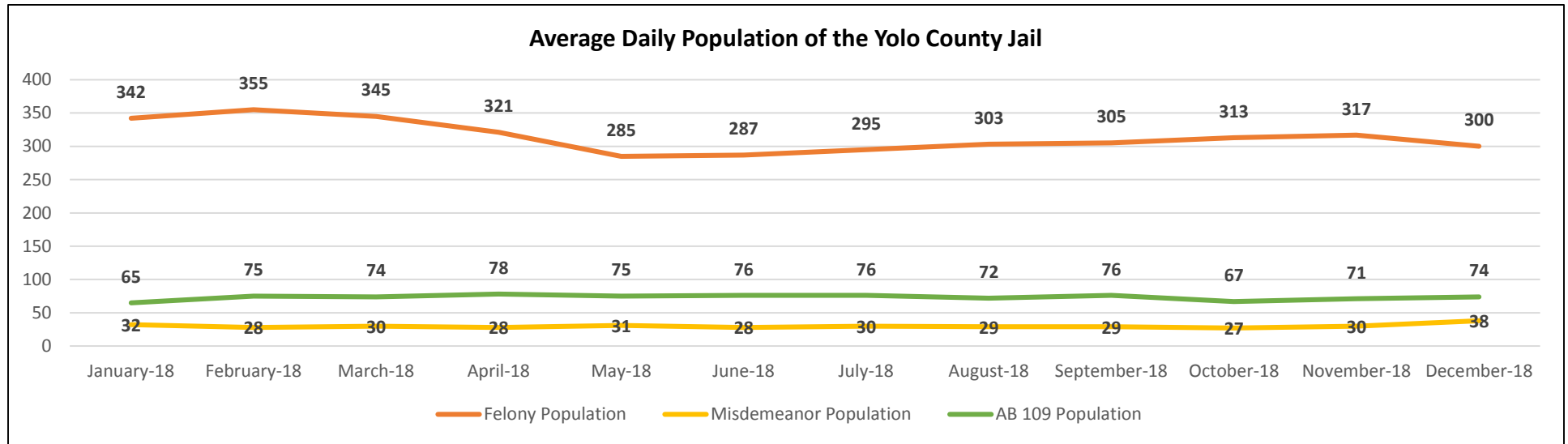
Federal Court "CAP" Jail Overcrowding Releases – Due to previous overcrowding issues before realignment, the Monroe Center jail has a federal court consent decree, which places strict release mandates based on a calculation of inmate to bed space ratio. Not all counties are under such a decree, which means that Yolo County faces a unique challenge.

In addition to the consent decree, bed capacity for the jail facilities changes daily, due to the inflow and outflow of inmates, as well as special boarding needs that some inmates (such as maximum security offenders) have.

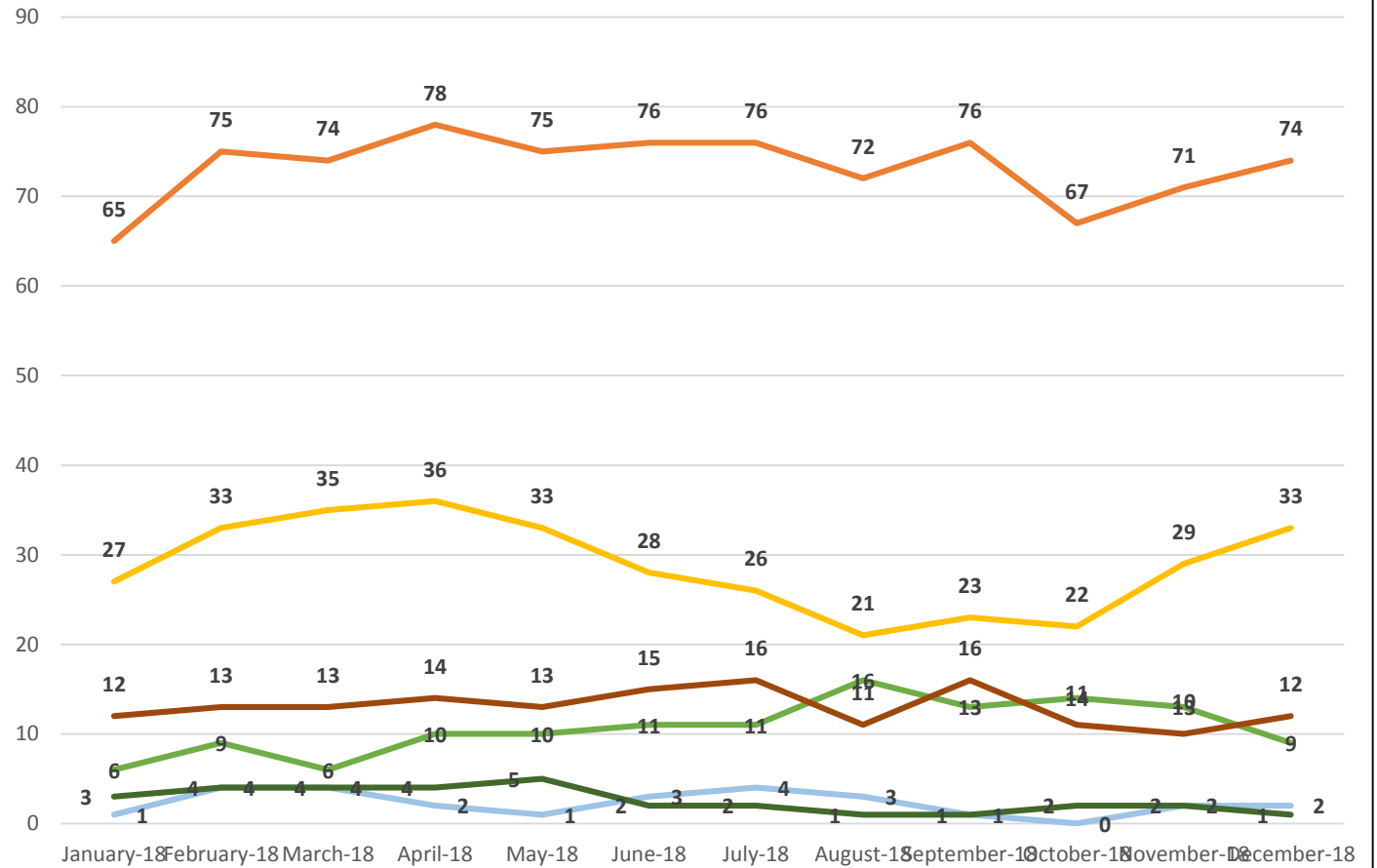
There are three types of consent decree releases as measure here: Consent Decree Notice to Appear, Consent Decree Credit Time Served, and Notice to Appear from Booking.



Average Daily Population – The average daily population in the Yolo County Jail, by type of offense and offender populations. After criminal justice realignment, initiated in 2011 by Assembly Bill 109, offenders covered by penal code 1170 (known as the 1170(h) population) are not eligible for incarceration in prison. Instead they must serve their sentence in county jail or a split sentence in Mandatory Supervision. Another change due to AB 109 realignment, the population referred to as PRCS were formerly under state parole until AB 109 put them under County Probation supervision. Each county CCP was given funds from the state to supervise these populations, as well as compensate counties for the associated costs of supervision, such as incarceration and treatment for these populations.

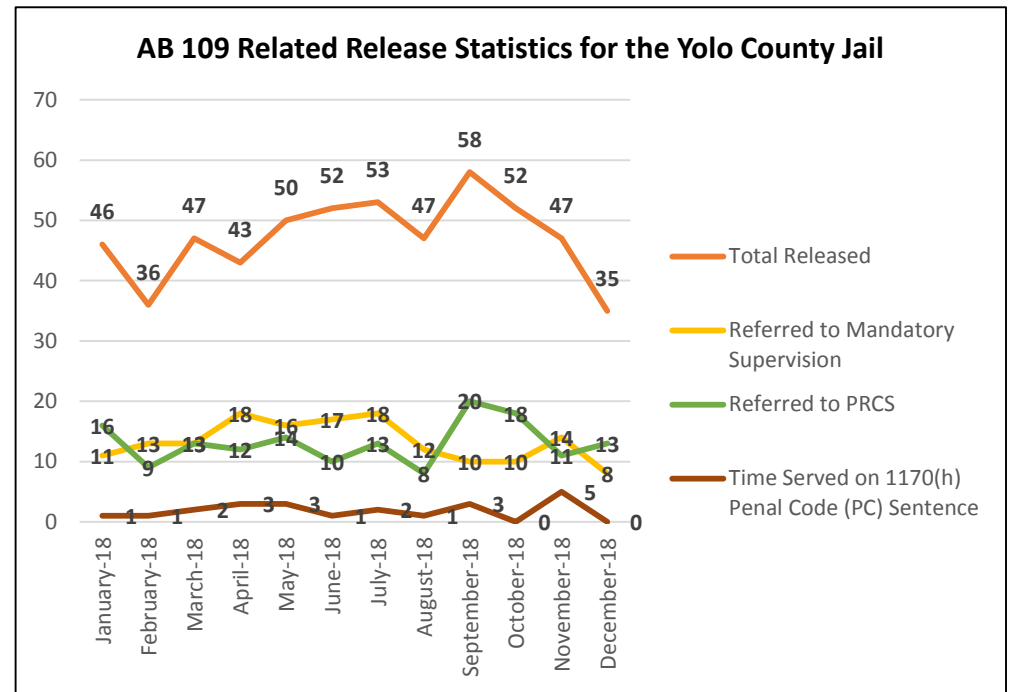
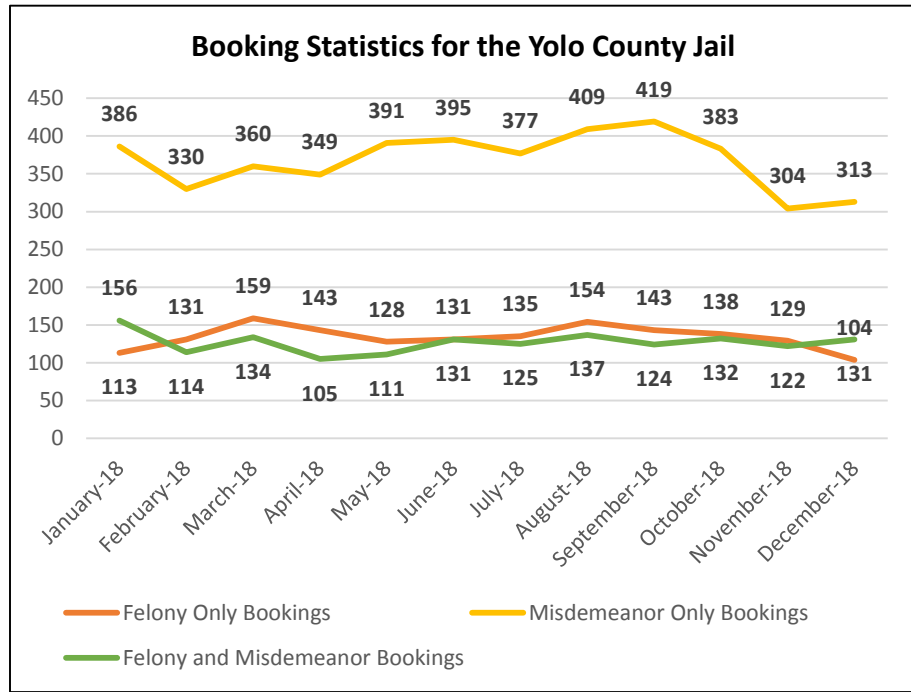


Average Daily Population of AB 109 Populations in the Yolo County Jail

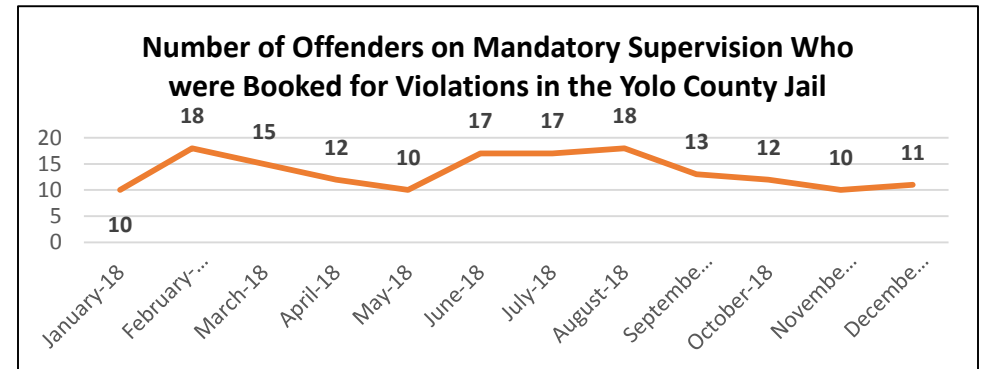
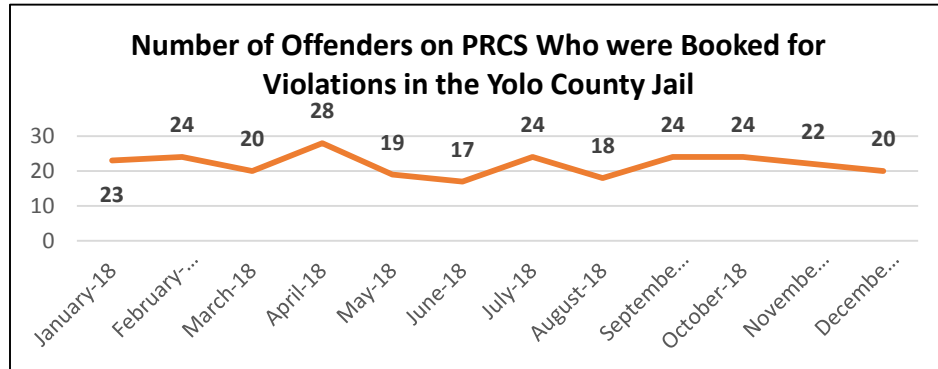


	January-18	February-18	March-18	April-18	May-18	June-18	July-18	August-18	September-18	October-18	November-18	December-18
Total Average AB 109 Jail Population	65	75	74	78	75	76	76	72	76	67	71	74
1170(h) Sentenced In Custody	27	33	35	36	33	28	26	21	23	22	29	33
Sentenced Mandatory Supervision Violations	6	9	6	10	10	11	11	16	13	14	13	9
Sentenced PRCS Violations	12	13	13	14	13	15	16	11	16	11	10	12
Mandatory Supervision Violations Pending Court	1	4	4	2	1	3	4	3	1	0	2	2
PRCS Violations Pending Court	3	4	4	4	5	2	2	1	1	2	2	1

Booking and Release Statistics – The number and type of offenders booked into the Yolo County Jail, as well as those released from the Yolo County Jail.

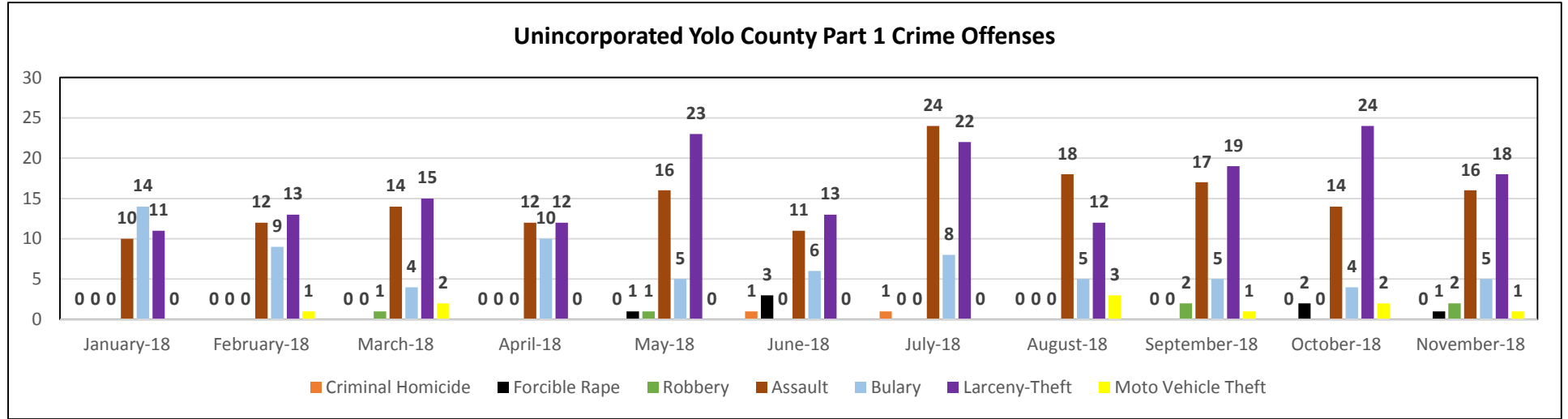


AB 109 Population Violations – These tables show the number of AB 109 individuals from the Post-Release Community Supervision (PRCS) and Mandatory Supervision populations that were book in the Yolo County Jail for a probation violation.



Yolo County Criminal Justice Statistics

Yolo County Unincorporated Crime Statistics – These numbers only represent unincorporated Yolo County. They do not represent the number of offenses in other Jurisdictions of Yolo County (The incorporated cities and UC Davis Police Departments). (Source: *Yolo County Sheriff's Office*)



Felony and Misdemeanor Statistics – These statistics show the number of felony case filings and misdemeanor case filings. Source: *District Attorney's Office*

