

# Yolo County Homeless Count

2019

2018



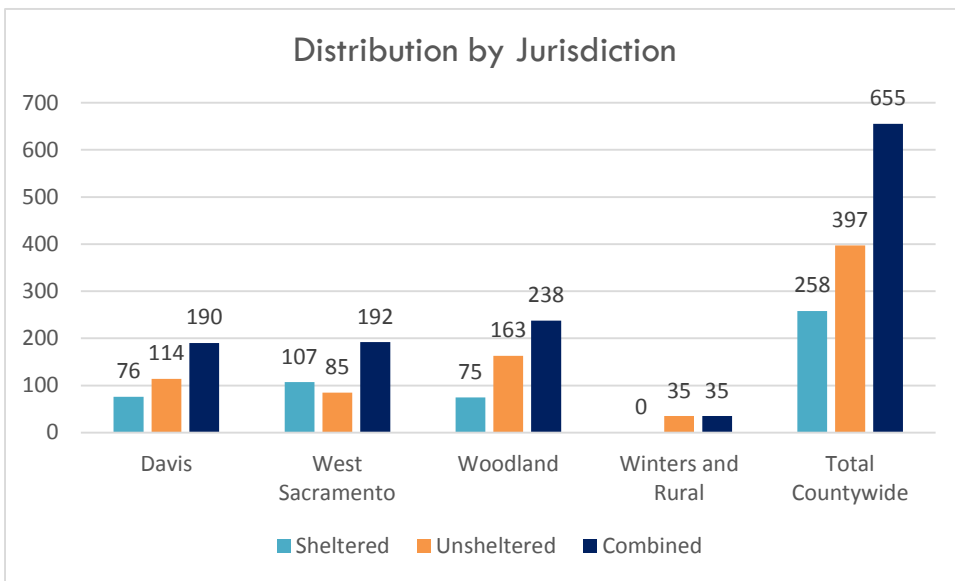
# Homeless Count Overview

JANUARY 22, 2019

The **Yolo County Homeless and Poverty Action Coalition** conducted its **2019 Homeless Count** on **January 22, 2019**. The Homeless Count (also known as the Point-in-Time (PIT) Count) is a survey of individuals and families identified as experiencing sheltered or unsheltered homelessness within the boundaries of Yolo County on a single night in January. The 2019 count identified a total of **655 people experiencing homelessness on January 22**.

When considering the numbers in this report it is important to recognize that they reflect only those persons identified as homeless within the county on a single day. Many individuals and families move in and out of homelessness during the course of a year, meaning that the actual number of people experiencing homeless in 2019 will be much higher than the numbers included in this report.

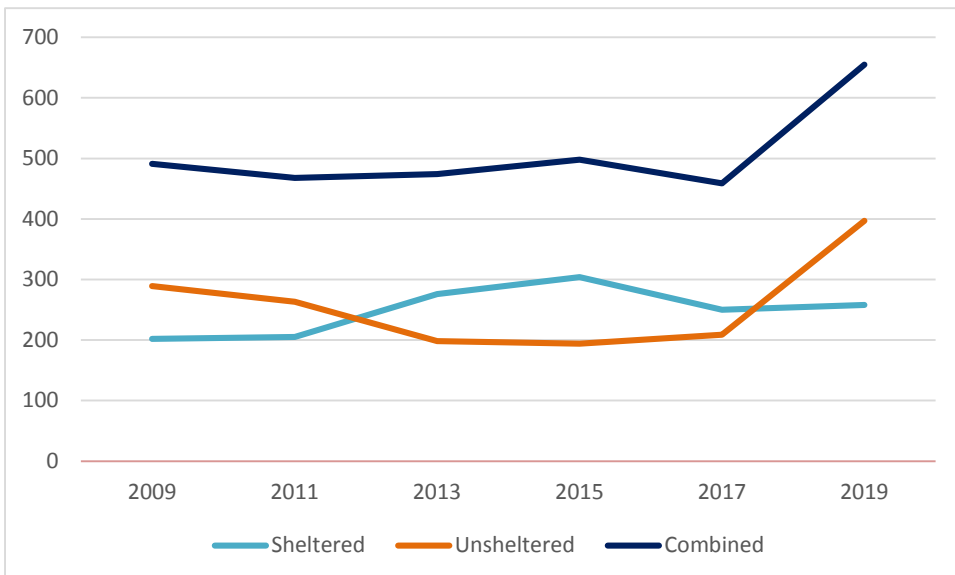
## HOMELESSNESS ON A SINGLE NIGHT (JANUARY 22, 2019)



Number of homeless per 10,000 residents		
Jurisdiction	2017	2019
Davis	21.4	27.2
West Sacramento	32.8	35.6
Woodland	22.8	39.5
Winters and Rural	2.3	9.06
Total Countywide	21.4	29.4

*Based on population estimates from the California Department of Finance.*

## HOMELESSNESS OVER TIME (2009—2019)

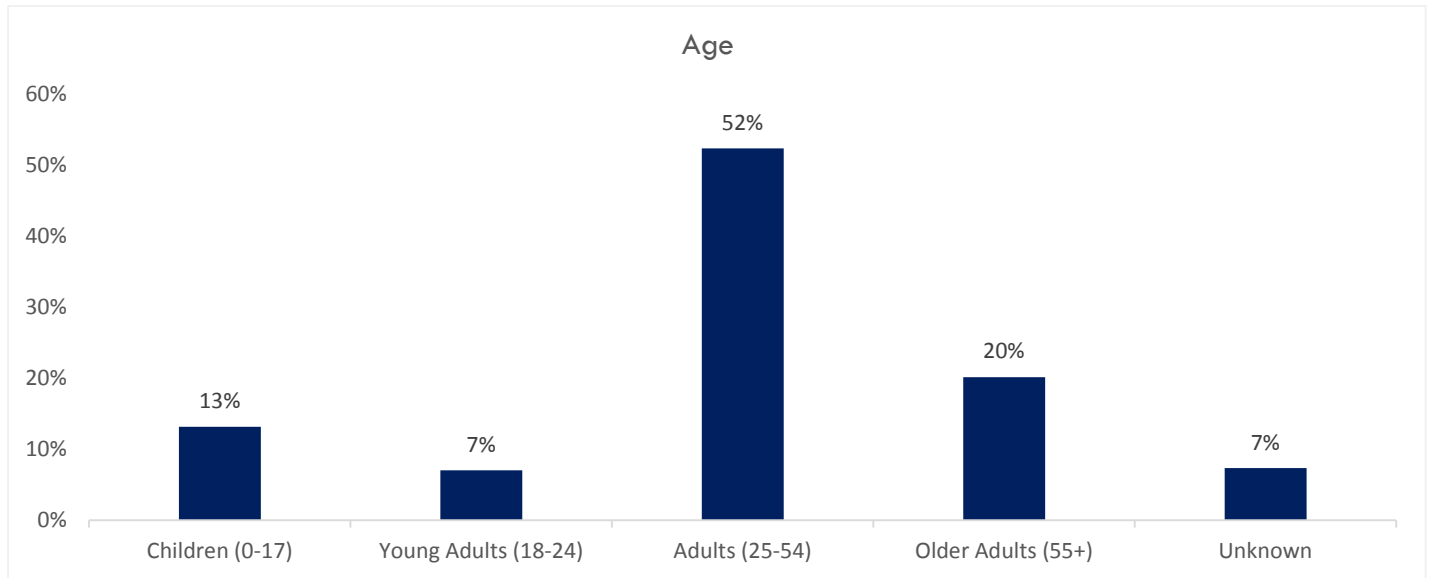


Up  
42.7%  
from  
2017

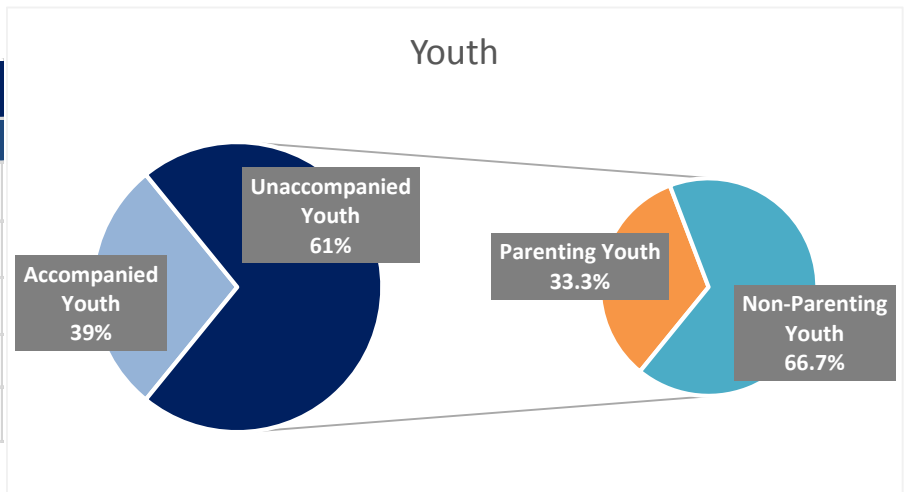
Up  
33.4%  
from  
2009

# Demographics

## AGE

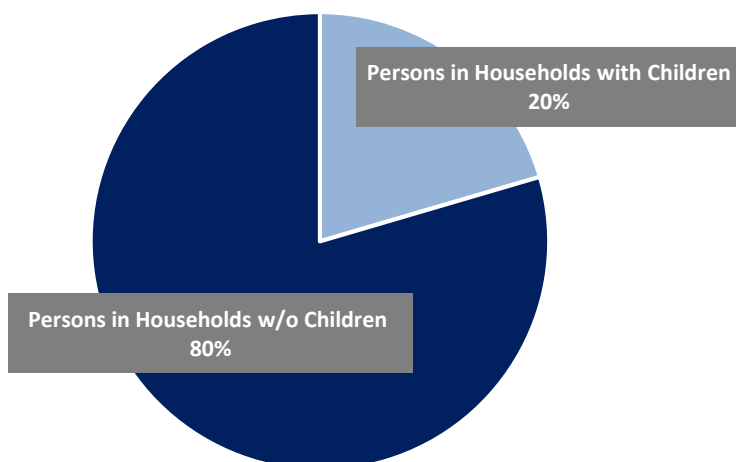


Sheltered vs. Unsheltered		
Age Group	Sheltered	Unsheltered
Children (0-17)	86	0
Young Adults (18-24)	31	15
Adults (25-54)	96	247
Older Adults (55+)	42	90
Unknown	3	45

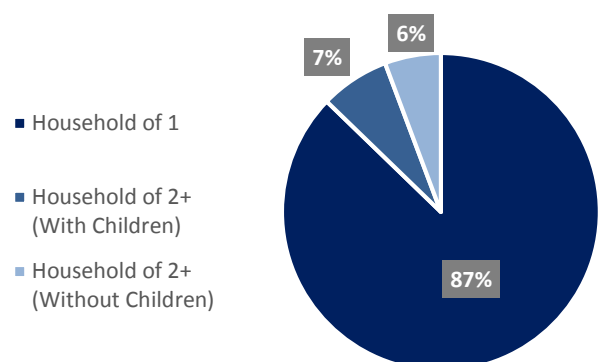


## HOUSEHOLD STATUS

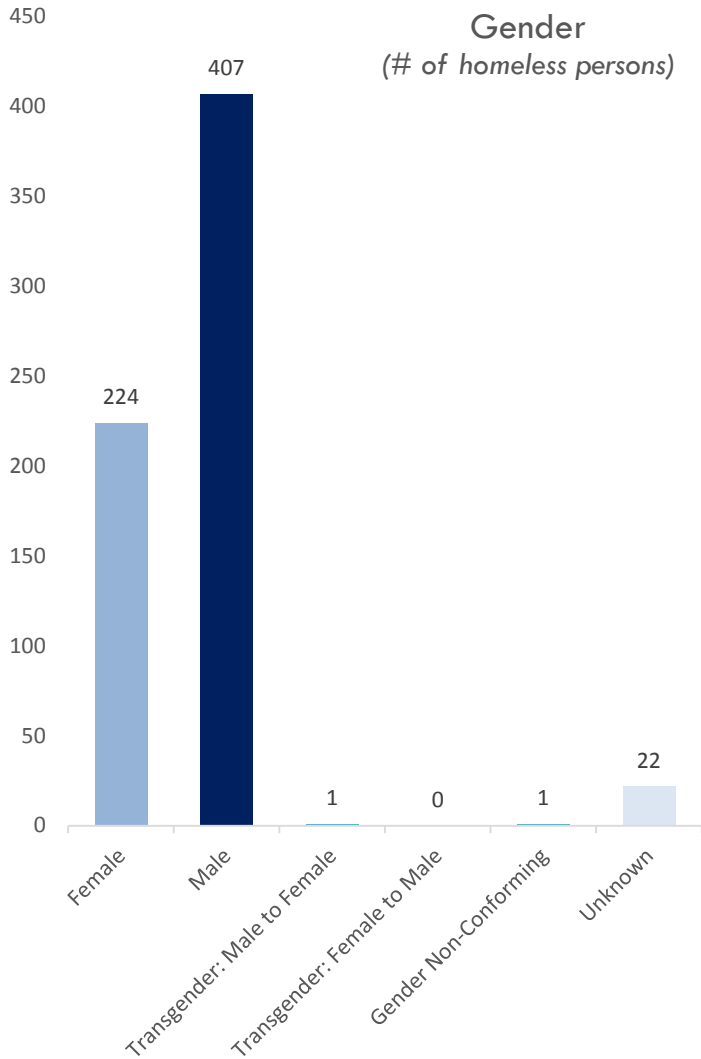
Household Type



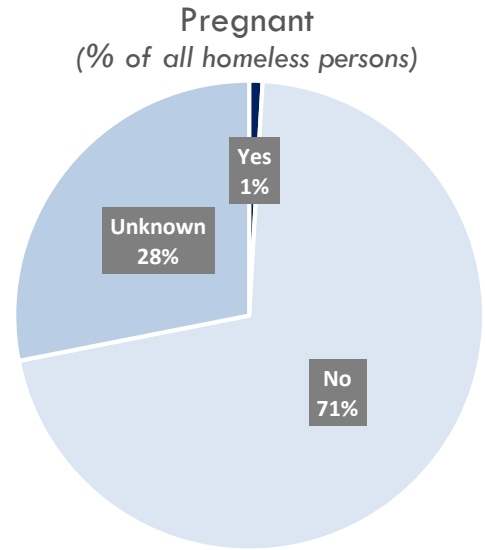
Household Size



## GENDER IDENTITY



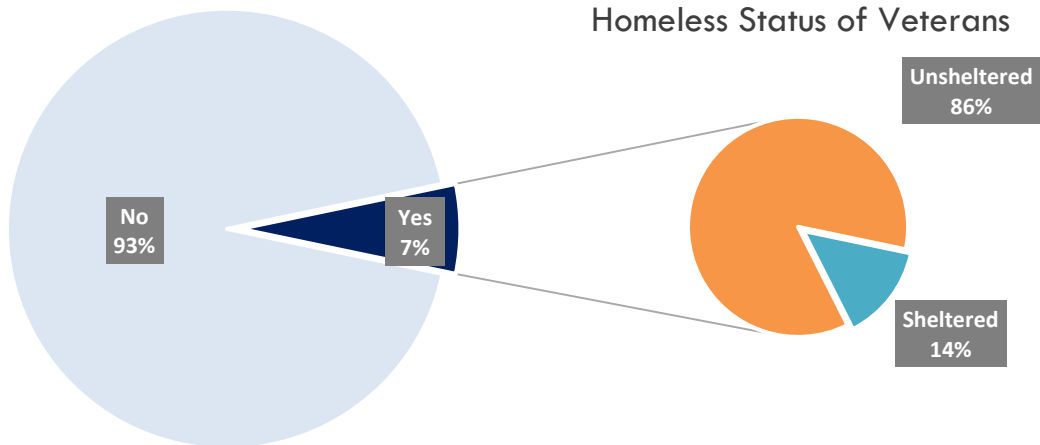
## PREGNANCY STATUS



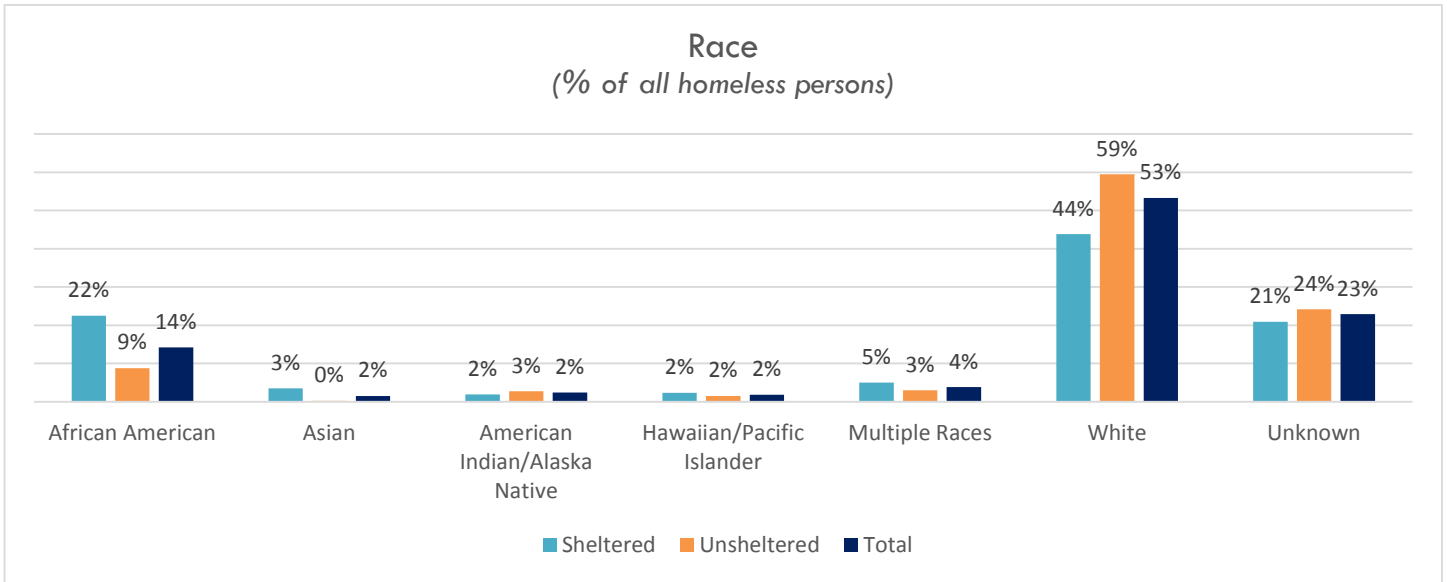
Pregnancy Status Over Time		
	2017	2019
Sheltered	2	5
Unsheltered	3	1
<b>Total</b>	<b>5</b>	<b>6</b>

## VETERAN STATUS

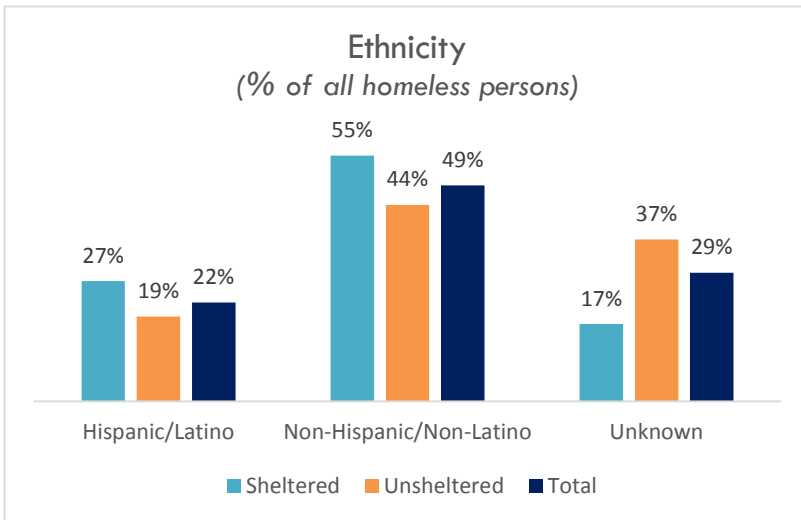
**Veterans**  
(% of all homeless persons)



## RACE



## ETHNICITY



## Yolo County vs. Yolo Homeless

Race/Ethnicity	Countywide	Homeless Count	Difference
African American	2.6%	14.0%	11.4%
Asian	12.8%	2.0%	-10.8%
American Indian/Alaska Native	0.4%	2.0%	1.6%
Hawaiian/Pacific Islander	0.4%	2.0%	1.6%
Multiple Races	3.5%	4.0%	0.5%
White	46.3%	53.0%	6.7%
Hispanic/Latino	35.6%	22.0%	-13.6%

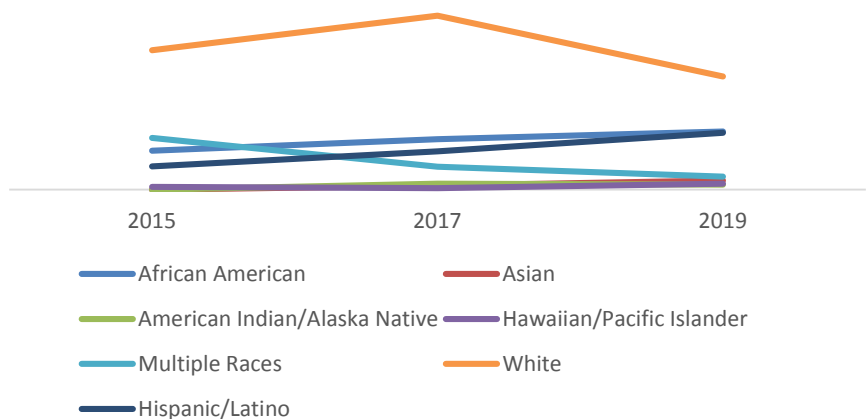
Based on population estimates from the California Department of Finance.

## Homeless Status by Race/Ethnicity

Race/Ethnicity	Sheltered	Unsheltered	Total Count
African American	22.5%	8.8%	14.0%
Asian	3.5%	0.3%	2.0%
American Indian/Alaska Native	1.9%	2.8%	2.0%
Hawaiian/Pacific Islander	2.3%	1.5%	2.0%
Multiple Races	5.0%	3.0%	4.0%
White	43.8%	59.4%	53.0%
Hispanic/Latino	27.1%	19.1%	22.0%

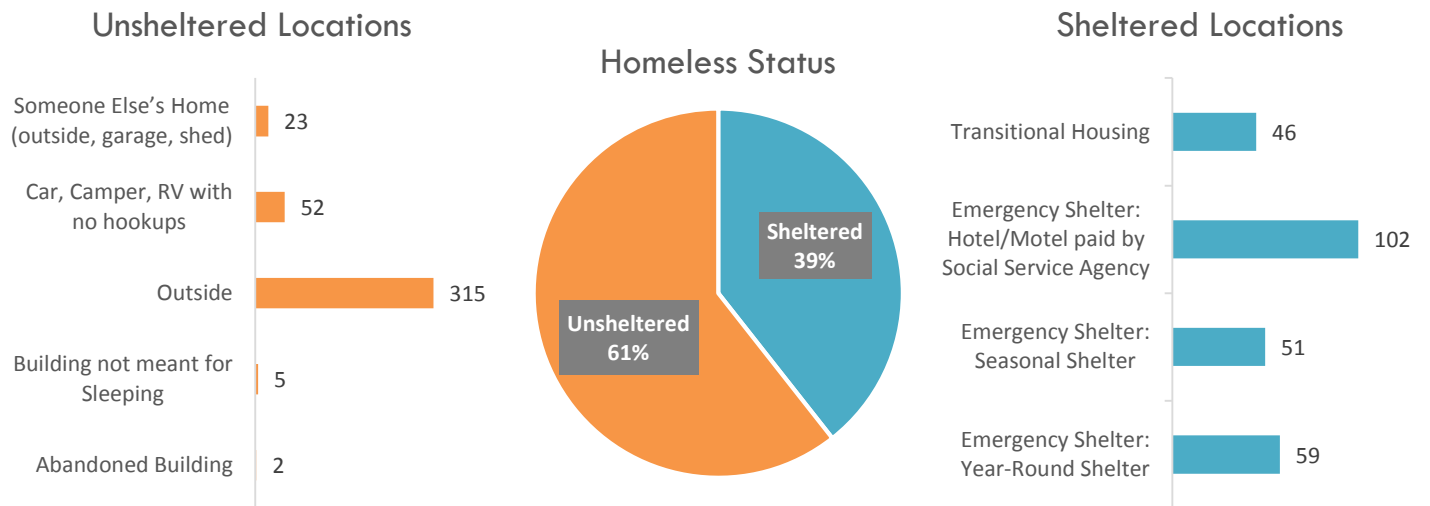
## Race/Ethnicity Over Time

(% of all homeless persons)



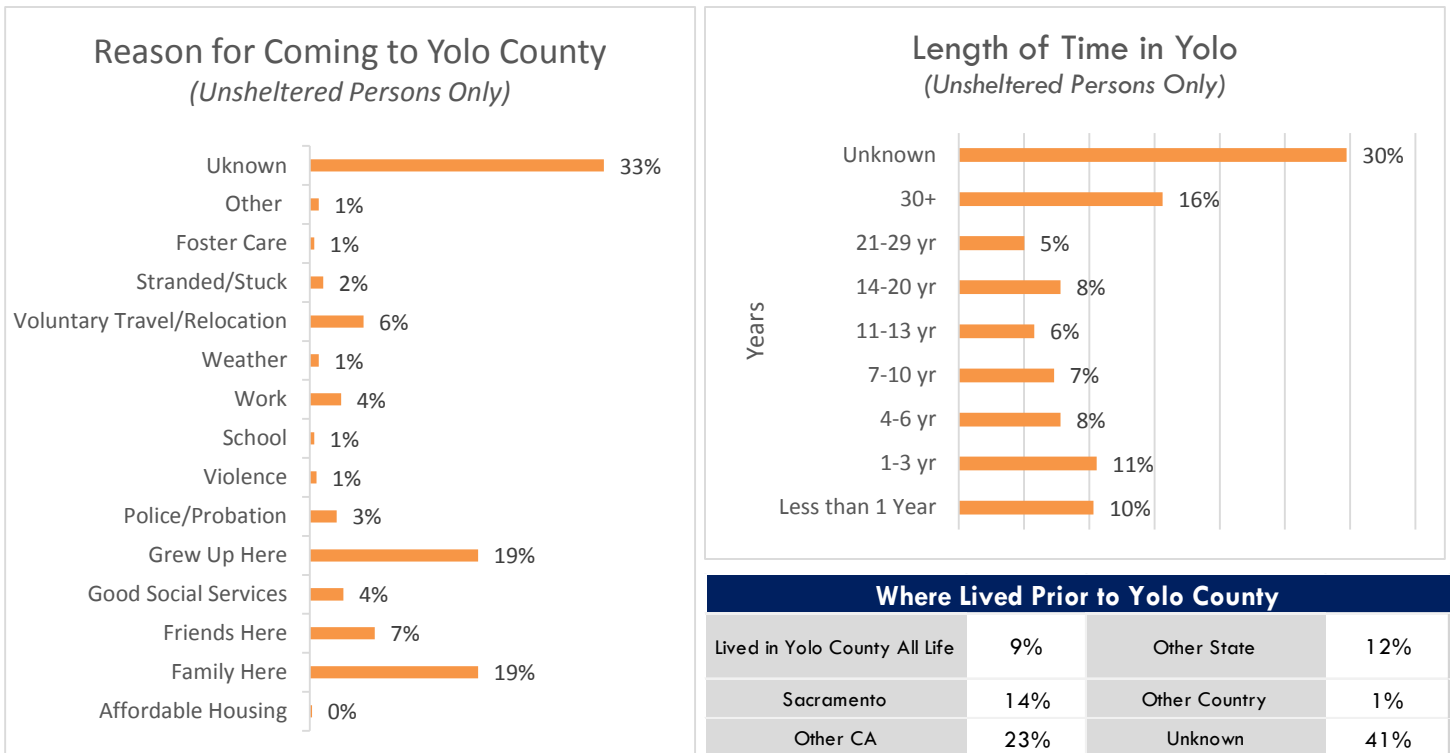
# Homeless Status

## LOCATION



## HISTORY OF HOMELESSNESS IN YOLO COUNTY – UNSHELTERED ONLY

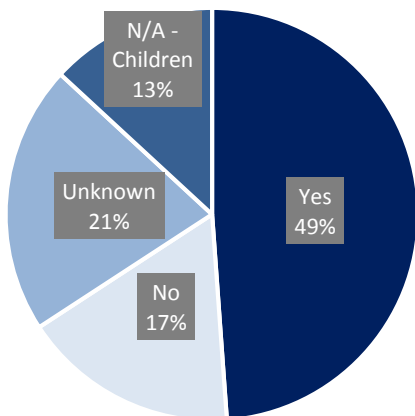
Questions related to History of Homelessness in Yolo County were only asked of individuals experiencing **unsheltered** homelessness.



## CHRONIC HOMELESSNESS

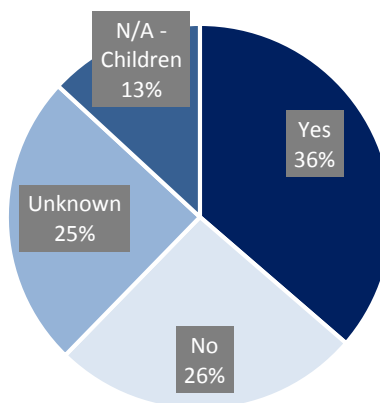
Questions related to Chronic Homelessness were only asked of **adults** experiencing both sheltered and unsheltered homelessness.

**Long-Term Homeless**  
(% of all homeless persons)



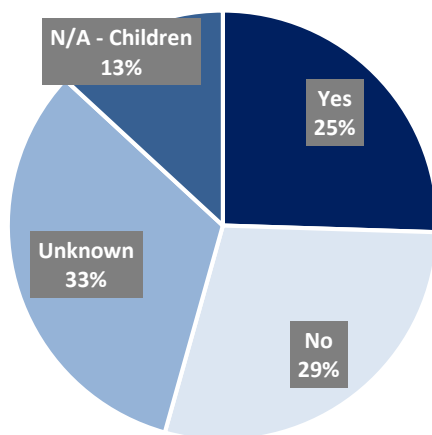
**Long-Term Homeless** is defined as continuously homeless for 12 months or longer.

**Frequently Homeless**  
(% of all homeless persons)



**Frequently Homeless** is defined as homeless on at least 4 separate occasions within the last 3 years.

**Chronically Homeless per HUD Definition**  
(% of all homeless persons)



The Department of Housing and Urban Development (HUD) considers an individual to be "**Chronically Homeless**" when:

- 1) the individual has been homeless for at least 12 consecutive months, or homeless on at least 4 separate occasions, totaling 12 months or more, within the last 3 years;

AND

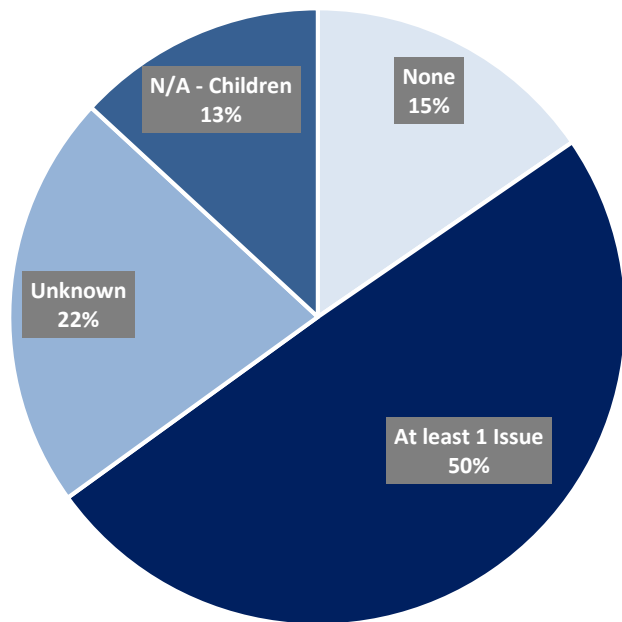
- 2) can be diagnosed with PTSD, a serious mental illness, substance use disorder, a developmental disability, or a cognitive or physical illness or disability.

# Health Status

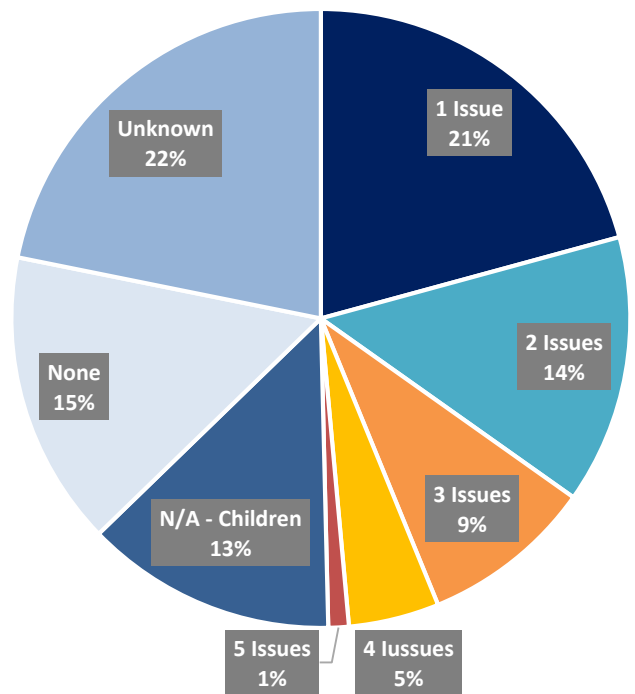
## PREVALENCE OF HEALTH ISSUES

Questions related to Health Status were only asked of **adults** experiencing both sheltered and unsheltered homelessness.

At Least 1 Health Issue

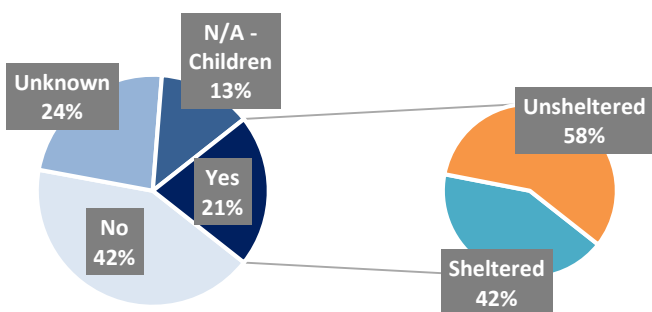


Number of Health Issues

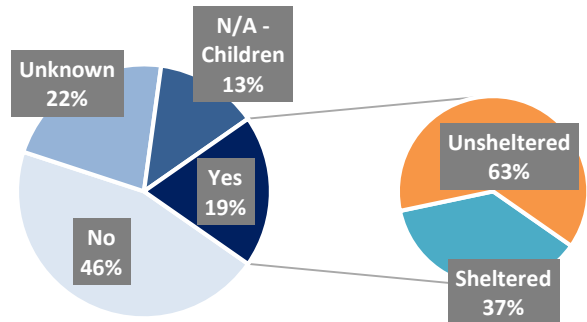


*It is important to note that since the data is self-reported, percentages likely underestimate true prevalence for all health status categories and number of health issues.*

Post-Traumatic Stress Disorder (PTSD)



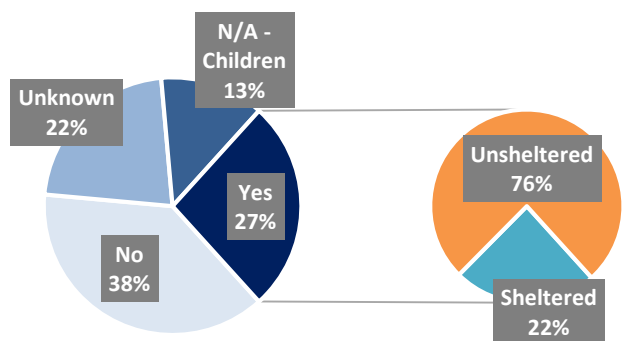
Serious Mental Illness (SMI)



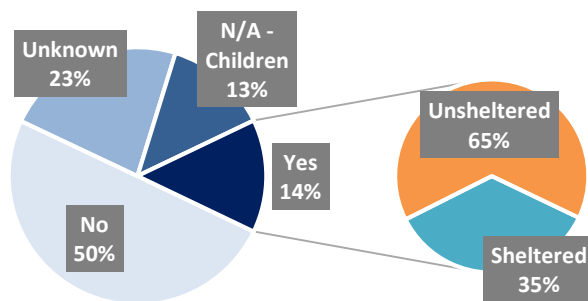


PREVALENCE OF HEALTH ISSUES - continued

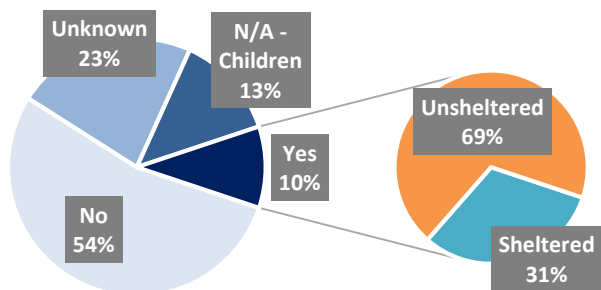
Substance Use Disorder (SUD)



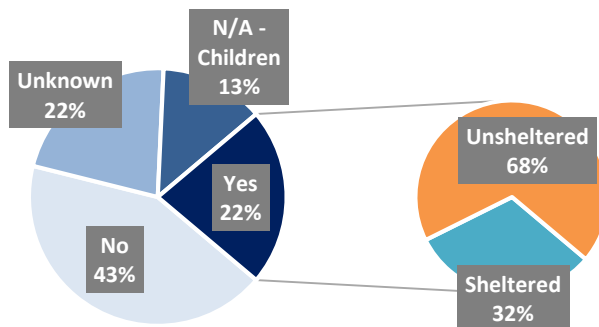
Co-Occurring Disorders (CODs)



Developmental Disability

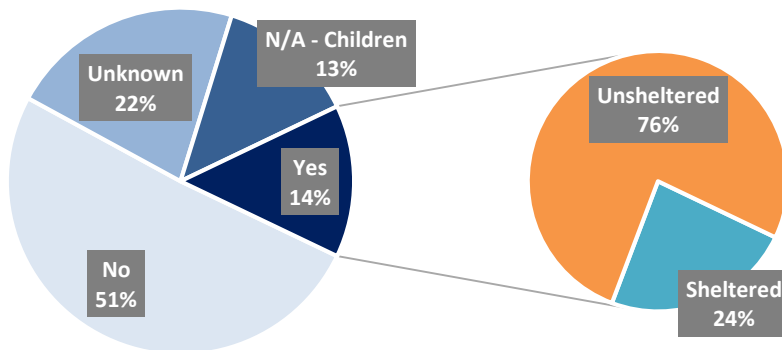


Physical Illness or Disability



DISABILITY BENEFITS

Disability Benefits

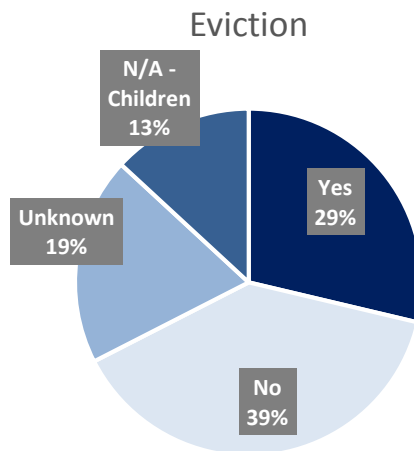
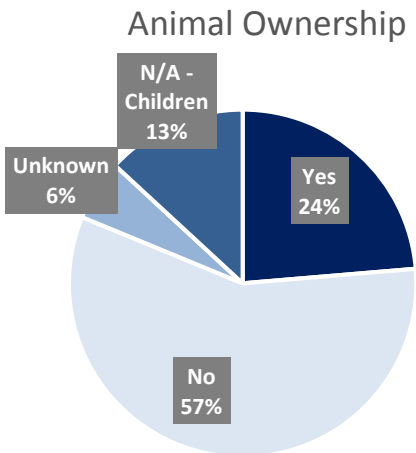
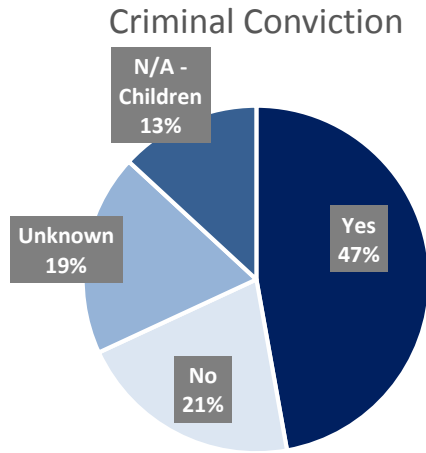
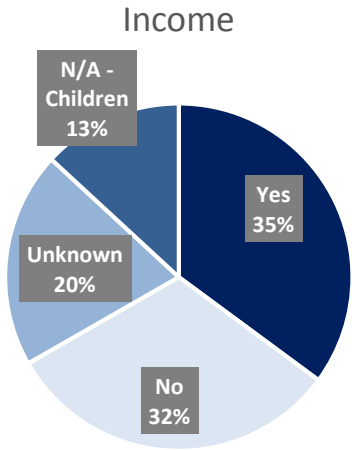


# Personal Information

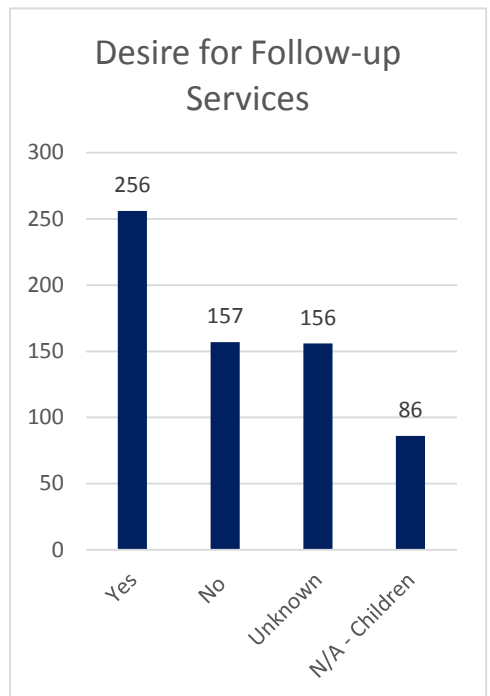
Questions related to Personal Information were only asked of **adults** experiencing both sheltered and unsheltered homelessness.

## POTENTIAL BARRIERS TO HOUSING

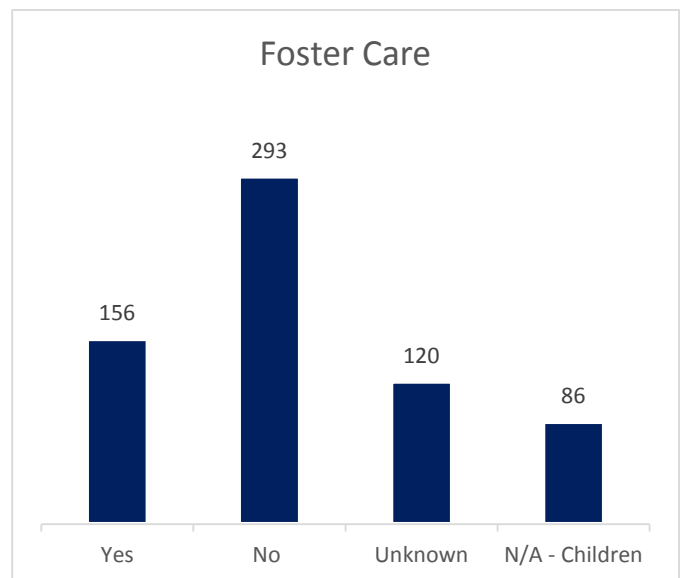
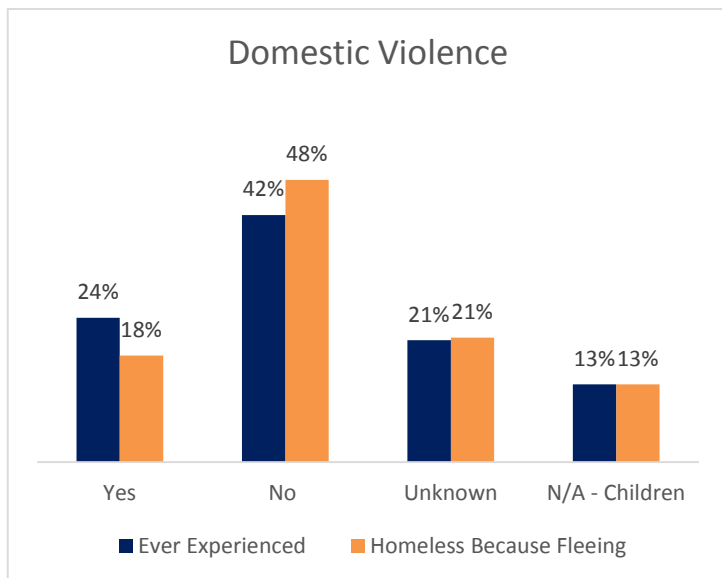
## SERVICES



The chart below indicates the responses to the question: "Would you like any follow-up services?"



## BACKGROUND



# Appendices

# Appendix A

## BACKGROUND AND AFTER-ACTION REPORT

### BACKGROUND

The Yolo County Homeless and Poverty Action Coalition conducted its 2019 Homeless Count on January 22, 2019. The Homeless Count, also known as the Point-in-Time Count, is a survey of individuals and families identified as experiencing sheltered or unsheltered homelessness within the boundaries of Yolo County on a single night in January.

#### Reason for Conducting the Count

The U.S Department of Housing and Urban Development (HUD) requires all communities that receive grant funding from HUD for addressing homelessness to conduct an annual count of people experiencing sheltered homelessness and a bi-annual count of people experiencing unsheltered homelessness. 2019 was a year in which HUD requires both a sheltered and unsheltered count.

In addition to allowing the community to secure grant funding from HUD, the count data can be used when applying for funding from other funders, provides detailed information on the demographics and needs of people experiencing homelessness in Yolo, and allows homeless service providers in Yolo to target their services to meet the specific needs of those they serve.

#### Scheduling the Count

HUD requires that all communities conduct the count on a single night during the last ten days of January, to allow for consistency in comparing count data across communities. Each community may select the date of the count, within the ten-day timeframe.

#### Definition of Homelessness

HUD has developed a definition of homelessness that guides our count activities, as follows:

A person is considered homeless only when he or she is:

- living in places not meant for human habitation, or
- living in an emergency shelter, or
- living in transitional housing for the homeless but originally came from the streets or an emergency shelter, or
- staying in a motel paid for by a public or private agency because the person or family is homeless.

Anyone who does not meet this definition cannot be included in the count data that is reported to HUD.

#### Limitations of the Count

When considering the numbers in the count it is important to recognize that they reflect only those persons identified as homeless within the county on a single day. Many people move in and out of homelessness during the course of a year, meaning that the actual number of people experiencing homeless in 2019 may be much higher than the numbers included in this report.

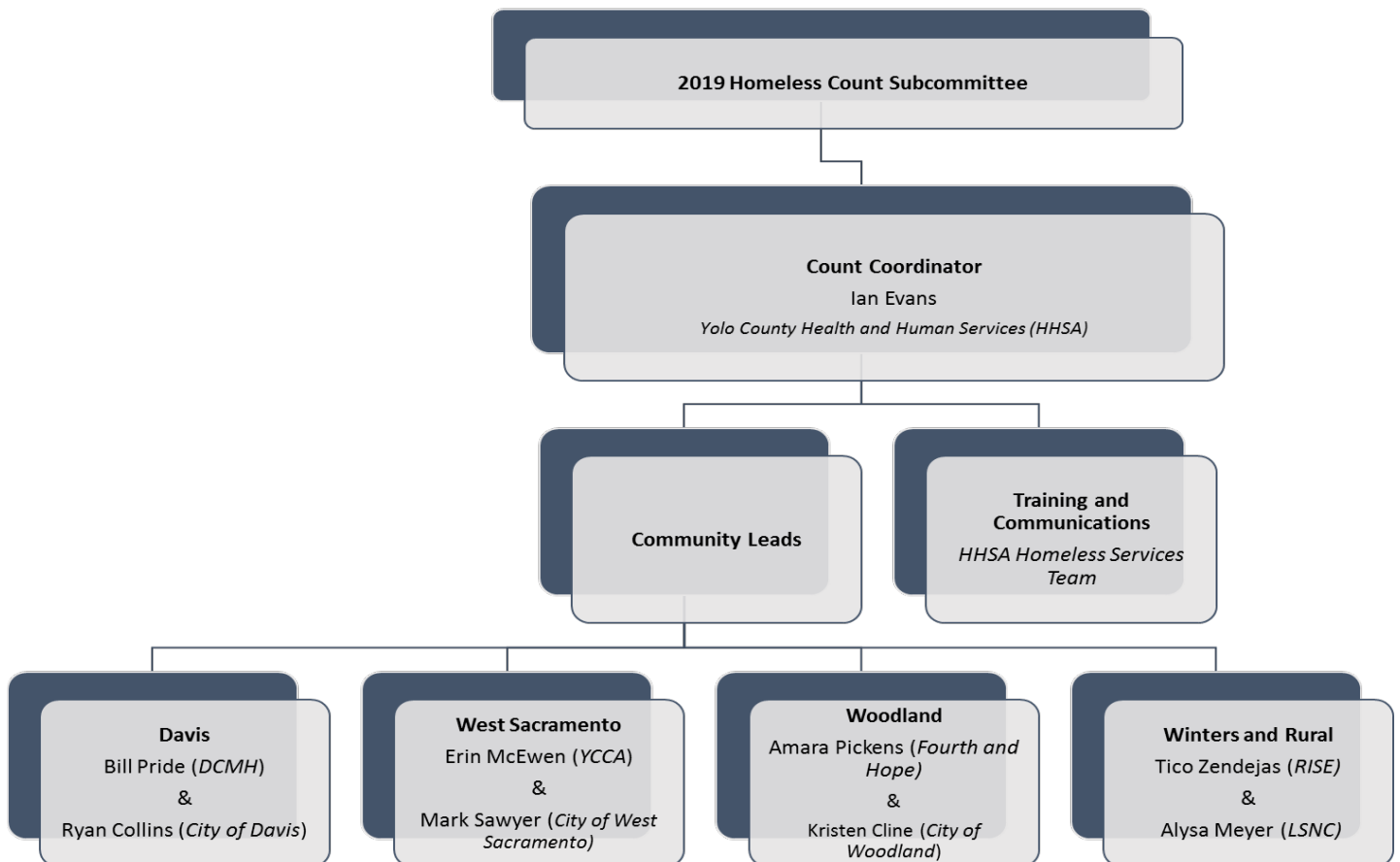
Additionally, the count does not include people who are doubled up in conventional housing; people who are couch surfing; adults living in a mental health facility, chemical dependency facility, criminal justice facility, or permanent supportive housing; or youth living in residential treatment facilities, emergency foster care, or detention facilities. People living in these circumstances do not meet the HUD definition of homelessness, and therefore, cannot be included in the count.

## AFTER-ACTION REPORT

### Homeless Count Subcommittee and Organizational Structure

The 2019 Homeless Count Subcommittee convened for the first time in October 2018 to begin preparing for the count. In total, the Planning Group met four times before the count. In April 2019, the HPAC Data Subcommittee met to review the collected data before preparing the official report to HUD. The group included representatives from all four major Cities, several County programs, and numerous local homeless service providers. The flow chart below features this year’s count organizational structure.

The Lead in each community was responsible for local volunteer recruitment and training, coordinating activities on the day of the count, and distributing any incentives that were available to count participants. Each Lead developed a plan for implementation of the count in their community, and shared with the larger Planning Group at their final meeting before the count.



## Successes

- Planning process was inclusionary and collaborative.
- The thorough group review of the survey resulted in the elimination and/or simplification of questions. Also resulted in the collection of more relevant and meaningful data.
- Appointing Community Leads allowed the local experts to develop a count plan that made sense for the unique needs of each area.
- Several communities relied on local resources and donations to offer incentives. For example, one community offered food to encourage participants to complete the survey.

## Challenges

- Some key stakeholders did not participate in the count planning process, including some homeless service providers, school district representatives, library staff, and current and/or formerly homeless persons.
- Despite convening the Planning Group in October 2018, the process still seemed rushed.
- Lack of dedicated and/or communitywide funding for count activities.

## Recommended Improvements

- Ensure broad participation from the beginning by reaching out to key stakeholders in advance of the first meeting, with a focused effort on ensuring that all agencies who offer homeless service projects are included.
- If Community Lead organizational structure is the model for the next count, consider earlier recruitment and identification of a Winters and rural Community Lead.
- If Community Lead organizational structure is the model for the next count, collect plans from Community Leads at least one month in advance of the count.
- Finalize and release survey at least one month in advance of the count.
- Apply for grants or other funding to provide count-specific financial support including money for purchasing count incentives.

## Count Date and Methodology

HUD requires that the count occur on one night within the last ten calendar days in January. Yolo County selected the count date of Monday, January 22, 2019.

While HPAC conducted the majority of count activities on the morning of January 23<sup>rd</sup>, additional count activities occurred over the course of the seven days following the night of Monday, January 22<sup>nd</sup>. This approach, known as a post-night count, allows enumerators several days to ensure a complete canvassing of the community. The majority of individuals counted in this way were those who had been sheltered in Emergency Shelter or Transitional Housing on the night of January 22, 2019. The one potential drawback to the “post-night count” approach is that it increases the chances of double counting. In an effort to avoid double counting, enumerators collected the initials as well as birth month and year of each participant. While not personally identifying, the information helps to flag any potential duplicates post-count.

In terms of methodology, HPAC used a mixed-methods approach consisting of the following:

- Complete census count
  - In this approach, teams of enumerators canvassed Yolo County’s entire geography and searched for persons experiencing unsheltered homelessness.
- Known location count
  - This approach identified locations where there were known encampments and sent enumerators there.
- Service-based count

- This approach placed enumerators at social service centers and other locations where persons experiencing homelessness may access assistance.

### Successes

- Usage of the “post-night count” methodology, proved effective in identifying additional persons experiencing homelessness on the count date.

### Challenges

- Since one specific day for each community was not set (as had been done in 2015), most communities conducted their major activities on the same day. This decreased the pool of trained staff that could have assisted in multiple communities.

### Recommended Improvements

- Continue with usage of “post-night count” methodology.
- Discuss the benefits and drawbacks of staggering the major activities within communities by designating set days.

## Survey Forms and Data

As in 2017, HPAC utilized three different survey forms:

1. For those experiencing sheltered homelessness
2. For those experiencing unsheltered homelessness
3. For those that were visually counted, but not surveyed

Enumerators had the option of using paper surveys or electronic surveys on a tablet to conduct the count.

Once all surveying was complete, County staff entered all paper surveys into the electronic survey system, exported the data and combined it with surveys completed electronically. Staff also completed all data clean up and coding. Next, County staff analyzed the data, created the count report, and reported the required numbers to HUD. The reports required by HUD were reviewed by HPAC prior to submission.

### Successes

- Survey forms worked well and included easy-to-follow directions and relevant questions.
- Collecting the initials as well as birth month and year served as an important cross reference for de-duplication purposes.

### Challenges

- Data collation and coding was tedious and cumbersome.
- Not many enumerators utilized the electronic survey form.
- Despite much of the survey information being available in the Homeless Management Information System (HMIS) database, all shelter service providers still chose to complete individual surveys. This may affect data quality and is more time intensive.

### Recommended Improvements

- Continue collecting the initials as well as birth month and year to assist with de-duplication efforts.
- Explore more technologically advanced options for collecting survey data to minimize administrative burden.

- Provide more hands-on training to shelter providers to help them prepare for the count and fully utilize the data contained in the HMIS rather than individual surveys.

## Communications and Training

Given the recommendations from the 2017 count, HPAC decided to once again convene a Communications and Training Subcommittee. The Subcommittee's primary charges were to:

- Ensure consistent messaging among providers and enumerators about the count purpose and expressing needs for assistance.
- Create a resource that assists in training volunteers, while still allowing individual communities the autonomy to design and implement training based on unique needs of the region.
- Convene at least one "train the trainer" session to ensure better data quality and consistency among communities.

### Successes

- Following recommendations from the 2017 count report, a "train the trainer" session was held to ensure better data quality and consistency among communities. Community Leads and volunteers attended this training.

### Challenges

- Despite the countywide training session, the level of training still differed among communities, which may have affected the quality of data collection. For example, one community was unable to attend the countywide training and offered a training in advance of its count day.
- While the "train the trainer" session was effective for training volunteers on how to survey individuals encountered during the count, Community Leads lacked a strategy session for how activities would be implemented "on the ground".

### Recommended Improvements

- Continue to have early discussions about communication and training needs.
  - As opposed to other communities who publicize their counts and seek community involvement, Yolo has historically chosen not to advertise its count and relied more on trained staff than volunteers. This is largely because Yolo's geographic area is small enough to be thoroughly canvassed by already existing staff, but also because Yolo lacks the bandwidth to provide sufficient volunteer training and management. Despite this, it is important to revisit this discussion for every count and understand the tradeoffs involved with these decisions.
- Continue to hold "train the trainer" sessions and ensure that all Community Leads are able to participate.
  - Encourage Community Leads to establish leadership and delineate tasks early on in the planning process.
- Hold an "on the ground" strategy session for Community Leads to discuss their plans for implementing the count activities in the field, and establish clear methods for communication on the day of the count.



# Appendix B

## DATA TABLES

Homelessness on a Single Night (January 22, 2019)					
	Davis	West Sacramento	Woodland	Winters and Rural	Total Countywide
Sheltered	76	107	75	0	258
Unsheltered	114	85	163	35	397
<b>Combined Total</b>	<b>190</b>	<b>192</b>	<b>238</b>	<b>35</b>	<b>655</b>

Homelessness Over Time (2009-2019)						
	2009	2011	2013	2015	2017	2019
<b>Sheltered</b>						
Davis	80	69	91	79	83	76
West Sacramento	29	19	39	87	87	107
Woodland	93	117	146	138	80	75
Winters and Rural	0	0	0	0	0	0
<b>Sheltered Total</b>	<b>202</b>	<b>205</b>	<b>276</b>	<b>304</b>	<b>250</b>	<b>258</b>
<b>Unsheltered</b>						
Davis	34	48	23	52	63	114
West Sacramento	201	173	126	80	87	85
Woodland	52	34	40	54	51	163
Winters and Rural	2	8	9	8	8	35
<b>Unsheltered Total</b>	<b>289</b>	<b>263</b>	<b>198</b>	<b>194</b>	<b>209</b>	<b>397</b>
<b>Combined</b>						
Davis	114	117	114	131	146	190
West Sacramento	230	192	165	167	174	192
Woodland	145	151	186	192	131	238
Winters and Rural	2	8	9	8	8	35
<b>Combined Total</b>	<b>491</b>	<b>468</b>	<b>474</b>	<b>498</b>	<b>459</b>	<b>655</b>

## Demographics

### Household Status - Persons

	Davis	West Sacramento	Woodland	Winters and Rural	Total Countywide
<b>Sheltered</b>					
Persons in Households with Children	33	74	27	0	134
Persons in Households w/o Children - (includes single individuals)	43	33	48	0	124
<b>Sheltered Total</b>	<b>76</b>	<b>107</b>	<b>75</b>	<b>0</b>	<b>258</b>
<b>Unsheltered</b>					
Persons in Households with Children	0	0	0	0	0
Persons in Households w/o Children - (includes single individuals)	114	85	163	35	397
<b>Unsheltered Total</b>	<b>114</b>	<b>85</b>	<b>163</b>	<b>35</b>	<b>397</b>
<b>Combined</b>					
Persons in Households with Children	33	74	27	0	134
Persons in Households w/o Children - (includes single individuals)	157	118	211	35	521
<b>Combined Total</b>	<b>190</b>	<b>192</b>	<b>238</b>	<b>35</b>	<b>655</b>

### Household Status – Household Type

	Davis	West Sacramento	Woodland	Winters and Rural	Total Countywide
<b>Sheltered</b>					
Households of 1 (w/o Children)	41	31	42	0	114
Households of 2 or more (with Children)	9	19	9	0	37
Households of 2 or more (w/o Children)	1	1	3	0	5
<b>Sheltered Total</b>	<b>51</b>	<b>51</b>	<b>54</b>	<b>0</b>	<b>156</b>
<b>Unsheltered</b>					
Households of 1 (w/o Children)	99	73	147	25	344
Households of 2 or more (with Children)	0	0	0	0	0
Households of 2 or more (w/o Children)	7	6	7	5	25
<b>Unsheltered Total</b>	<b>106</b>	<b>79</b>	<b>154</b>	<b>30</b>	<b>369</b>
<b>Combined</b>					
Households of 1 (w/o Children)	140	104	189	25	458
Households of 2 or more (with Children)	9	19	9	0	37
Households of 2 or more (w/o Children)	8	7	10	5	30
<b>Combined Total</b>	<b>157</b>	<b>120</b>	<b>208</b>	<b>30</b>	<b>525</b>

Age	Davis	West Sacramento	Woodland	Winters and Rural	Total Countywide
	<b>Sheltered</b>				
Children (0-17)	23	46	17	0	86
Young Adults (18-24)	4	20	7	0	31
Adults (25-54)	33	34	29	0	96
Older Adults (55+)	15	7	20	0	42
Unknown	1	0	2	0	3
<b>Sheltered Total</b>	<b>76</b>	<b>107</b>	<b>75</b>	<b>0</b>	<b>258</b>
<b>Unsheltered</b>					
Children (0-17)	0	0	0	0	0
Young Adults (18-24)	4	5	6	0	15
Adults (25-54)	67	53	109	18	247
Older Adults (55+)	31	18	34	7	90
Unknown	12	9	14	10	45
<b>Unsheltered Total</b>	<b>114</b>	<b>85</b>	<b>163</b>	<b>35</b>	<b>397</b>
<b>Combined</b>					
Children (0-17)	23	46	17	0	86
Young Adults (18-24)	8	25	13	0	46
Adults (25-54)	100	87	138	18	343
Older Adults (55+)	46	25	54	7	132
Unknown	13	9	16	10	48
<b>Combined Total</b>	<b>190</b>	<b>192</b>	<b>238</b>	<b>35</b>	<b>655</b>

<b>Gender</b>					
	<b>Davis</b>	<b>West Sacramento</b>	<b>Woodland</b>	<b>Winters and Rural</b>	<b>Total Countywide</b>
<b>Sheltered</b>					
Female	38	52	33	0	123
Male	36	55	40	0	131
Transgender: Male to Female	0	0	0	0	0
Transgender: Female to Male	0	0	0	0	0
Gender Non-Conforming	0	0	0	0	0
Unknown	2	0	2	0	4
<b>Sheltered Total</b>	<b>76</b>	<b>107</b>	<b>75</b>	<b>0</b>	<b>258</b>
<b>Unsheltered</b>					
Female	24	26	38	13	101
Male	84	51	121	20	276
Transgender: Male to Female	0	0	1	0	1
Transgender: Female to Male	0	0	0	0	0
Gender Non-Conforming	1	0	0	0	1
Unknown	5	8	3	2	18
<b>Unsheltered Total</b>	<b>114</b>	<b>85</b>	<b>163</b>	<b>35</b>	<b>397</b>
<b>Combined</b>					
Female	62	78	71	13	224
Male	120	106	161	20	407
Transgender: Male to Female	0	0	1	0	1
Transgender: Female to Male	0	0	0	0	0
Gender Non-Conforming	1	0	0	0	1
Unknown	7	8	5	2	22
<b>Combined Total</b>	<b>190</b>	<b>192</b>	<b>238</b>	<b>35</b>	<b>655</b>

<b>Veteran Status</b>					
	<b>Davis</b>	<b>West Sacramento</b>	<b>Woodland</b>	<b>Winters and Rural</b>	<b>Total Countywide</b>
<b>Sheltered</b>					
Yes	3	0	2	0	5
No	67	99	66	0	232
Unknown	6	8	7	0	21
<b>Sheltered Total</b>	<b>76</b>	<b>107</b>	<b>75</b>	<b>0</b>	<b>258</b>
<b>Unsheltered</b>					
Yes	7	7	12	4	30
No	54	71	121	21	267
Unknown	53	7	30	10	100
<b>Unsheltered Total</b>	<b>114</b>	<b>85</b>	<b>163</b>	<b>35</b>	<b>397</b>
<b>Combined</b>					
Yes	10	7	14	4	35
No	121	170	187	21	499
Unknown	59	15	37	10	121
<b>Combined Total</b>	<b>190</b>	<b>192</b>	<b>238</b>	<b>35</b>	<b>655</b>
<b>Pregnant</b>					
	<b>Davis</b>	<b>West Sacramento</b>	<b>Woodland</b>	<b>Winters and Rural</b>	<b>Total Countywide</b>
<b>Sheltered</b>					
Yes	0	4	1	0	5
No	74	89	70	0	233
Unknown	2	14	4	0	20
<b>Sheltered Total</b>	<b>76</b>	<b>107</b>	<b>75</b>	<b>0</b>	<b>258</b>
<b>Unsheltered</b>					
Yes	0	1	0	0	1
No	62	58	92	20	232
Unknown	52	26	71	15	164
<b>Unsheltered Total</b>	<b>114</b>	<b>85</b>	<b>163</b>	<b>35</b>	<b>397</b>
<b>Combined</b>					
Yes	0	5	1	0	6
No	136	147	162	20	465
Unknown	54	40	75	15	184
<b>Combined Total</b>	<b>190</b>	<b>192</b>	<b>238</b>	<b>35</b>	<b>655</b>

<b>Race</b>					
	<b>Davis</b>	<b>West Sacramento</b>	<b>Woodland</b>	<b>Winters and Rural</b>	<b>Total Countywide</b>
<b>Sheltered</b>					
African American	9	34	15	0	58
Asian	9	0	0	0	9
American Indian/Alaska Native	3	1	1	0	5
Hawaiian/Pacific Islander	2	1	3	0	6
Multiple Races	9	2	2	0	13
White	29	38	46	0	113
Unknown	15	31	8	0	54
<b>Sheltered Total</b>	<b>76</b>	<b>107</b>	<b>75</b>	<b>0</b>	<b>258</b>
<b>Unsheltered</b>					
African American	8	10	14	3	35
Asian	0	0	1	0	1
American Indian/Alaska Native	4	2	4	1	11
Hawaiian/Pacific Islander	0	1	5	0	6
Multiple Races	6	2	3	1	12
White	54	52	109	21	236
Unknown	42	18	27	9	96
<b>Unsheltered Total</b>	<b>114</b>	<b>85</b>	<b>163</b>	<b>35</b>	<b>397</b>
<b>Combined</b>					
African American	17	44	29	3	93
Asian	9	0	1	0	10
American Indian/Alaska Native	7	3	5	1	16
Hawaiian/Pacific Islander	2	2	8	0	12
Multiple Races	15	4	5	1	25
White	83	90	155	21	349
Unknown	57	49	35	9	150
<b>Combined Total</b>	<b>190</b>	<b>192</b>	<b>238</b>	<b>35</b>	<b>655</b>
<b>Ethnicity</b>					
	<b>Davis</b>	<b>West Sacramento</b>	<b>Woodland</b>	<b>Winters and Rural</b>	<b>Total Countywide</b>
<b>Sheltered</b>					
Hispanic/Latino	15	34	21	0	70
Non-Hispanic/Non-Latino	53	46	44	0	143
Unknown	8	27	10	0	45
<b>Sheltered Total</b>	<b>76</b>	<b>107</b>	<b>75</b>	<b>0</b>	<b>258</b>
<b>Unsheltered</b>					
Hispanic/Latino	17	13	44	2	76
Non-Hispanic/Non-Latino	44	43	71	18	176
Unknown	53	29	48	15	145
<b>Unsheltered Total</b>	<b>114</b>	<b>85</b>	<b>163</b>	<b>35</b>	<b>397</b>
<b>Combined</b>					
Hispanic/Latino	32	47	65	2	146
Non-Hispanic/Non-Latino	97	89	115	18	319
Unknown	61	56	58	15	190
<b>Combined Total</b>	<b>190</b>	<b>192</b>	<b>238</b>	<b>35</b>	<b>655</b>

**Homeless Status****Sleeping Location**

	Davis	West Sacramento	Woodland	Winters and Rural	Total Countywide
<b>Sheltered</b>					
Emergency Shelter: Year-Round Shelter	20	8	31	0	59
Emergency Shelter: Seasonal Shelter	24	10	17	0	51
Emergency Shelter: Hotel/Motel paid by Social Service Agency	11	69	22	0	102
Transitional Housing	21	20	5	0	46
<b>Sheltered Total</b>	<b>76</b>	<b>107</b>	<b>75</b>	<b>0</b>	<b>258</b>
<b>Unsheltered</b>					
Abandoned Building	0	0	2	0	2
Building not meant for Sleeping	1	1	3	0	5
Outside	102	69	114	30	315
Car, Camper, RV with no hookups	7	13	28	4	52
Someone Else's Home (outside, garage, shed)	4	2	16	1	23
<b>Unsheltered Total</b>	<b>114</b>	<b>85</b>	<b>163</b>	<b>35</b>	<b>397</b>

**History of Homelessness in Yolo County****Length of Stay in Yolo County**

	Davis	West Sacramento	Woodland	Winters and Rural	Total Countywide
<b>Unsheltered</b>					
Less than 1 Year	13	12	16	0	41
1-3 yr	10	12	19	1	42
4-6 yr	8	7	13	3	31
7-10 yr	7	10	10	2	29
11-13 yr	0	10	13	0	23
14-20 yr	4	8	16	3	31
21-29 yr	5	4	9	2	20
30+	14	12	26	10	62
Unknown	53	10	41	14	118
<b>Unsheltered Total</b>	<b>114</b>	<b>85</b>	<b>163</b>	<b>35</b>	<b>397</b>

**Reason for Coming to Yolo County**

	Davis	West Sacramento	Woodland	Winters and Rural	Total Countywide
<b>Unsheltered</b>					
Affordable Housing	0	1	0	0	1
Family Here	6	25	39	5	75
Friends Here	6	8	12	3	29
Good Social Services	8	0	6	1	15
Grew Up Here	17	17	31	10	75
Police/Probation	0	2	10	0	12
Violence	1	2	0	0	3
School	1	0	1	0	2
Work	5	4	5	0	14
Weather	2	0	2	0	4
Voluntary Travel/Relocation	13	5	5	1	24
Stranded/Stuck	0	2	4	0	6
Foster Care	0	0	2	0	2
Other	0	1	3	0	4
Unknown	55	18	43	15	131
<b>Unsheltered Total</b>	<b>114</b>	<b>85</b>	<b>163</b>	<b>35</b>	<b>397</b>

**Where Lived Immediately Prior to Yolo County**

	Davis	West Sacramento	Woodland	Winters and Rural	Total Countywide
<b>Unsheltered</b>					
N/A: Lived in Yolo County All Life	7	8	17	4	36
Sacramento	15	23	18	1	57
Other CA	25	18	43	5	91
Other State	7	14	19	8	48
Other Country	1	0	2	0	3
Unknown	59	22	64	17	162
<b>Unsheltered Total</b>	<b>114</b>	<b>85</b>	<b>163</b>	<b>35</b>	<b>397</b>



**Chronic Homelessness - Adults Only****Long-Term Homeless (Homeless at least 1 yr)**

	Davis	West Sacramento	Woodland	Winters and Rural	Total Countywide
<b>Sheltered</b>					
Yes	11	36	39	0	86
No	16	20	17	0	53
Unknown	26	5	2	0	33
N/A - Children	23	46	17	0	86
<b>Sheltered Total</b>	<b>76</b>	<b>107</b>	<b>75</b>	<b>0</b>	<b>258</b>
<b>Unsheltered</b>					
Yes	42	67	106	19	234
No	18	9	24	7	58
Unknown	54	9	33	9	105
N/A - Children	0	0	0	0	0
<b>Unsheltered Total</b>	<b>114</b>	<b>85</b>	<b>163</b>	<b>35</b>	<b>397</b>
<b>Combined</b>					
Yes	53	103	145	19	320
No	34	29	41	7	111
Unknown	80	14	35	9	138
N/A - Children	23	46	17	0	86
<b>Combined Total</b>	<b>190</b>	<b>192</b>	<b>238</b>	<b>35</b>	<b>655</b>

**Frequently Homeless (Homeless at least 4 occasions in last 3 yrs)**

	Davis	West Sacramento	Woodland	Winters and Rural	Total Countywide
<b>Sheltered</b>					
Yes	8	25	38	0	71
No	17	28	17	0	62
Unknown	28	8	3	0	39
N/A - Children	23	46	17	0	86
<b>Sheltered Total</b>	<b>76</b>	<b>107</b>	<b>75</b>	<b>0</b>	<b>258</b>
<b>Unsheltered</b>					
Yes	26	40	86	15	167
No	22	31	44	11	108
Unknown	66	14	33	9	122
N/A - Children	0	0	0	0	0
<b>Unsheltered Total</b>	<b>114</b>	<b>85</b>	<b>163</b>	<b>35</b>	<b>397</b>
<b>Combined</b>					
Yes	34	65	124	15	238
No	39	59	61	11	170
Unknown	94	22	36	9	161
N/A - Children	23	46	17	0	86
<b>Combined Total</b>	<b>190</b>	<b>192</b>	<b>238</b>	<b>35</b>	<b>655</b>

**Chronically Homeless per HUD Definition\* (Frequently/Long-Term Homeless + Disability)**

	Davis	West Sacramento	Woodland	Winters and Rural	Total Countywide
<b>Sheltered</b>					
Yes	4	16	11	0	31
No	22	38	45	0	105
Unknown	27	7	2	0	36
N/A - Children	23	46	17	0	86
<b>Sheltered Total</b>	<b>76</b>	<b>107</b>	<b>75</b>	<b>0</b>	<b>258</b>
<b>Unsheltered</b>					
Yes	31	41	57	7	136
No	23	17	34	10	84
Unknown	60	27	72	18	177
N/A - Children	0	0	0	0	0
<b>Unsheltered Total</b>	<b>114</b>	<b>85</b>	<b>163</b>	<b>35</b>	<b>397</b>
<b>Combined</b>					
Yes	35	57	68	7	167
No	45	55	79	10	189
Unknown	87	34	74	18	213
N/A - Children	23	46	17	0	86
<b>Combined Total</b>	<b>190</b>	<b>192</b>	<b>238</b>	<b>35</b>	<b>655</b>

\*The Department of Housing and Urban Development (HUD) considers an individual to be "Chronically Homeless" when: 1) the individual has been homeless for at least 12 consecutive months, or homeless on at least 4 separate occasions, totaling 12 months or more, within the last 3 years; AND 2) can be diagnosed with PTSD, a serious mental illness, substance use disorder, a developmental disability, or a cognitive or physical illness or disability.

**Health Status - Adults Only****Post-Traumatic Stress Disorder (PTSD)**

	Davis	West Sacramento	Woodland	Winters and Rural	Total Countywide
<b>Sheltered</b>					
Yes	16	18	25	0	59
No	14	35	27	0	76
Unknown	23	8	6	0	37
N/A - Children	23	46	17	0	86
<b>Sheltered Total</b>	<b>76</b>	<b>107</b>	<b>75</b>	<b>0</b>	<b>258</b>
<b>Unsheltered</b>					
Yes	22	23	27	8	80
No	36	47	101	17	201
Unknown	56	15	35	10	116
N/A - Children	0	0	0	0	0
<b>Unsheltered Total</b>	<b>114</b>	<b>85</b>	<b>163</b>	<b>35</b>	<b>397</b>
<b>Combined</b>					
Yes	38	41	52	8	139
No	50	82	128	17	277
Unknown	79	23	41	10	153
N/A - Children	23	46	17	0	86
<b>Combined Total</b>	<b>190</b>	<b>192</b>	<b>238</b>	<b>35</b>	<b>655</b>

<b>Serious Mental Illness (SMI)</b>					
	<b>Davis</b>	<b>West Sacramento</b>	<b>Woodland</b>	<b>Winters and Rural</b>	<b>Total Countywide</b>
<b>Sheltered</b>					
Yes	11	20	16	0	47
No	19	35	37	0	91
Unknown	23	6	5	0	34
N/A - Children	23	46	17	0	86
<b>Sheltered Total</b>	<b>76</b>	<b>107</b>	<b>75</b>	<b>0</b>	<b>258</b>
<b>Unsheltered</b>					
Yes	21	25	31	3	80
No	40	44	100	22	206
Unknown	53	16	32	10	111
N/A - Children	0	0	0	0	0
<b>Unsheltered Total</b>	<b>114</b>	<b>85</b>	<b>163</b>	<b>35</b>	<b>397</b>
<b>Combined</b>					
Yes	32	45	47	3	127
No	59	79	137	22	297
Unknown	76	22	37	10	145
N/A - Children	23	46	17	0	86
<b>Combined Total</b>	<b>190</b>	<b>192</b>	<b>238</b>	<b>35</b>	<b>655</b>
<b>Substance Use Disorder (SUD)</b>					
	<b>Davis</b>	<b>West Sacramento</b>	<b>Woodland</b>	<b>Winters and Rural</b>	<b>Total Countywide</b>
<b>Sheltered</b>					
Yes	9	18	15	0	42
No	21	38	38	0	97
Unknown	23	5	5	0	33
N/A - Children	23	46	17	0	86
<b>Sheltered Total</b>	<b>76</b>	<b>107</b>	<b>75</b>	<b>0</b>	<b>258</b>
<b>Unsheltered</b>					
Yes	20	33	72	7	132
No	41	37	58	17	153
Unknown	53	15	33	11	112
N/A - Children	0	0	0	0	0
<b>Unsheltered Total</b>	<b>114</b>	<b>85</b>	<b>163</b>	<b>35</b>	<b>397</b>
<b>Combined</b>					
Yes	29	51	87	7	174
No	62	75	96	17	250
Unknown	76	20	38	11	145
N/A - Children	23	46	17	0	86
<b>Combined Total</b>	<b>190</b>	<b>192</b>	<b>238</b>	<b>35</b>	<b>655</b>

<b>Development Disability</b>					
	<b>Davis</b>	<b>West Sacramento</b>	<b>Woodland</b>	<b>Winters and Rural</b>	<b>Total Countywide</b>
<b>Sheltered</b>					
Yes	2	5	14	0	21
No	30	49	34	0	113
Unknown	21	7	10	0	38
N/A - Children	23	46	17	0	86
<b>Sheltered Total</b>	<b>76</b>	<b>107</b>	<b>75</b>	<b>0</b>	<b>258</b>
<b>Unsheltered</b>					
Yes	10	16	16	4	46
No	50	56	113	21	240
Unknown	54	13	34	10	111
N/A - Children	0	0	0	0	0
<b>Unsheltered Total</b>	<b>114</b>	<b>85</b>	<b>163</b>	<b>35</b>	<b>397</b>
<b>Combined</b>					
Yes	12	21	30	4	67
No	80	105	147	21	353
Unknown	75	20	44	10	149
N/A - Children	23	46	17	0	86
<b>Combined Total</b>	<b>190</b>	<b>192</b>	<b>238</b>	<b>35</b>	<b>655</b>
<b>Physical Illness or Disability</b>					
	<b>Davis</b>	<b>West Sacramento</b>	<b>Woodland</b>	<b>Winters and Rural</b>	<b>Total Countywide</b>
<b>Sheltered</b>					
Yes	10	19	17	0	46
No	21	35	34	0	90
Unknown	22	7	7	0	36
N/A - Children	23	46	17	0	86
<b>Sheltered Total</b>	<b>76</b>	<b>107</b>	<b>75</b>	<b>0</b>	<b>258</b>
<b>Unsheltered</b>					
Yes	23	32	34	11	100
No	38	43	95	14	190
Unknown	53	10	34	10	107
N/A - Children	0	0	0	0	0
<b>Unsheltered Total</b>	<b>114</b>	<b>85</b>	<b>163</b>	<b>35</b>	<b>397</b>
<b>Combined</b>					
Yes	33	51	51	11	146
No	59	78	129	14	280
Unknown	75	17	41	10	143
N/A - Children	23	46	17	0	86
<b>Combined Total</b>	<b>190</b>	<b>192</b>	<b>238</b>	<b>35</b>	<b>655</b>

<b>Number of Health Issues</b>					
	<b>Davis</b>	<b>West Sacramento</b>	<b>Woodland</b>	<b>Winters and Rural</b>	<b>Total Countywide</b>
<b>Sheltered</b>					
1	12	15	11	0	38
2	6	7	10	0	23
3	4	9	10	0	23
4	3	5	4	0	12
5	0	1	2	0	3
6	0	0	0	0	0
None	5	18	15	0	39
Unknown	23	6	6	0	35
N/A - Children	23	46	17	0	85
<b>Sheltered Total</b>	<b>76</b>	<b>107</b>	<b>75</b>	<b>0</b>	<b>258</b>
<b>Unsheltered</b>					
1	15	17	54	12	98
2	16	18	31	4	69
3	7	16	10	3	36
4	6	6	6	1	19
5	1	1	2	0	4
6	0	0	0	0	0
None	15	14	29	5	63
Unknown	54	13	31	10	108
N/A - Children	0	0	0	0	0
<b>Unsheltered Total</b>	<b>114</b>	<b>85</b>	<b>163</b>	<b>35</b>	<b>397</b>
<b>Combined</b>					
1	27	32	65	12	136
2	22	25	41	4	92
3	11	25	20	3	59
4	9	11	10	1	31
5	1	2	4	0	7
6	0	0	0	0	0
None	21	32	44	5	102
Unknown	77	19	37	10	143
N/A - Children	23	46	17	0	86
<b>Combined Total</b>	<b>190</b>	<b>192</b>	<b>238</b>	<b>35</b>	<b>655</b>

**Co-occurring Mental Health & Substance Use Disorders (COD)**

	Davis	West Sacramento	Woodland	Winters and Rural	Total Countywide
<b>Sheltered</b>					
Yes	6	14	13	0	33
No	24	42	42	0	109
Unknown	23	5	3	0	31
N/A - Children	23	46	17	0	85
<b>Sheltered Total</b>	<b>76</b>	<b>107</b>	<b>75</b>	<b>0</b>	<b>258</b>
<b>Unsheltered</b>					
Yes	13	17	27	3	60
No	48	48	102	21	219
Unknown	53	20	34	11	118
N/A - Children	0	0	0	0	0
<b>Unsheltered Total</b>	<b>114</b>	<b>85</b>	<b>163</b>	<b>35</b>	<b>397</b>
<b>Combined</b>					
Yes	19	31	40	3	93
No	73	90	144	21	328
Unknown	76	25	37	11	149
N/A - Children	23	46	17	0	86
<b>Combined Total</b>	<b>190</b>	<b>192</b>	<b>238</b>	<b>35</b>	<b>655</b>
<b>Disability Benefits</b>					
	Davis	West Sacramento	Woodland	Winters and Rural	Total Countywide
<b>Sheltered</b>					
Yes	1	7	14	0	22
No	26	46	42	0	114
Unknown	26	8	2	0	36
N/A - Children	23	46	17	0	86
<b>Sheltered Total</b>	<b>76</b>	<b>107</b>	<b>75</b>	<b>0</b>	<b>258</b>
<b>Unsheltered</b>					
Yes	12	24	27	8	71
No	49	49	103	18	219
Unknown	53	12	33	9	107
N/A - Children	0	0	0	0	0
<b>Unsheltered Total</b>	<b>114</b>	<b>85</b>	<b>163</b>	<b>35</b>	<b>397</b>
<b>Combined</b>					
Yes	13	31	41	8	93
No	75	95	145	18	333
Unknown	79	20	35	9	143
N/A - Children	23	46	17	0	86
<b>Combined Total</b>	<b>190</b>	<b>192</b>	<b>238</b>	<b>35</b>	<b>655</b>

## Personal Information – Adults Only

### Income

	Davis	West Sacramento	Woodland	Winters and Rural	Total Countywide
<b>Sheltered</b>					
Yes	21	39	41	0	101
No	18	19	15	0	52
Unknown	14	3	2	0	19
N/A - Children	23	46	17	0	86
<b>Sheltered Total</b>	<b>76</b>	<b>107</b>	<b>75</b>	<b>0</b>	<b>258</b>
<b>Unsheltered</b>					
Yes	28	31	54	16	129
No	31	42	72	10	155
Unknown	55	12	37	9	113
N/A - Children	0	0	0	0	0
<b>Unsheltered Total</b>	<b>114</b>	<b>85</b>	<b>163</b>	<b>35</b>	<b>397</b>
<b>Combined</b>					
Yes	49	70	95	16	230
No	49	61	87	10	207
Unknown	69	15	39	9	132
N/A - Children	23	46	17	0	86
<b>Combined Total</b>	<b>190</b>	<b>192</b>	<b>238</b>	<b>35</b>	<b>655</b>

### Eviction

	Davis	West Sacramento	Woodland	Winters and Rural	Total Countywide
<b>Sheltered</b>					
Yes	21	39	41	0	101
No	18	19	15	0	52
Unknown	14	3	2	0	19
N/A - Children	23	46	17	0	86
<b>Sheltered Total</b>	<b>76</b>	<b>107</b>	<b>75</b>	<b>0</b>	<b>258</b>
<b>Unsheltered</b>					
Yes	9	30	38	10	87
No	50	45	92	15	202
Unknown	55	10	33	10	108
N/A - Children	0	0	0	0	0
<b>Unsheltered Total</b>	<b>114</b>	<b>85</b>	<b>163</b>	<b>35</b>	<b>397</b>
<b>Combined</b>					
Yes	30	69	79	10	188
No	68	64	107	15	254
Unknown	69	13	35	10	127
N/A - Children	23	46	17	0	86
<b>Combined Total</b>	<b>190</b>	<b>192</b>	<b>238</b>	<b>35</b>	<b>655</b>

<b>Criminal Conviction</b>					
	Davis	West Sacramento	Woodland	Winters and Rural	Total Countywide
<b>Sheltered</b>					
Yes	21	39	41	0	101
No	18	19	15	0	52
Unknown	14	3	2	0	19
N/A - Children	23	46	17	0	86
<b>Sheltered Total</b>	<b>76</b>	<b>107</b>	<b>75</b>	<b>0</b>	<b>258</b>
<b>Unsheltered</b>					
Yes	37	45	107	19	208
No	23	30	26	6	85
Unknown	54	10	30	10	104
N/A - Children	0	0	0	0	0
<b>Unsheltered Total</b>	<b>114</b>	<b>85</b>	<b>163</b>	<b>35</b>	<b>397</b>
<b>Combined</b>					
Yes	58	84	148	19	309
No	41	49	41	6	137
Unknown	68	13	32	10	123
N/A - Children	23	46	17	0	86
<b>Combined Total</b>	<b>190</b>	<b>192</b>	<b>238</b>	<b>35</b>	<b>655</b>
<b>Foster Care</b>					
	Davis	West Sacramento	Woodland	Winters and Rural	Total Countywide
<b>Sheltered</b>					
Yes	21	39	41	0	101
No	18	19	15	0	52
Unknown	14	3	2	0	19
N/A - Children	23	46	17	0	86
<b>Sheltered Total</b>	<b>76</b>	<b>107</b>	<b>75</b>	<b>0</b>	<b>258</b>
<b>Unsheltered</b>					
Yes	10	20	23	2	55
No	50	59	109	23	241
Unknown	54	6	31	10	101
N/A - Children	0	0	0	0	0
<b>Unsheltered Total</b>	<b>114</b>	<b>85</b>	<b>163</b>	<b>35</b>	<b>397</b>
<b>Combined</b>					
Yes	31	59	64	2	156
No	68	78	124	23	293
Unknown	68	9	33	10	120
N/A - Children	23	46	17	0	86
<b>Combined Total</b>	<b>190</b>	<b>192</b>	<b>238</b>	<b>35</b>	<b>655</b>



**Victim of Domestic Violence- Ever Experienced**

	Davis	West Sacramento	Woodland	Winters and Rural	Total Countywide
<b>Sheltered</b>					
Yes	21	39	41	0	101
No	18	19	15	0	52
Unknown	14	3	2	0	19
N/A - Children	23	46	17	0	86
<b>Sheltered Total</b>	<b>76</b>	<b>107</b>	<b>75</b>	<b>0</b>	<b>258</b>
<b>Unsheltered</b>					
Yes	10	17	23	9	59
No	47	54	104	17	222
Unknown	57	14	36	9	116
N/A - Children	0	0	0	0	0
<b>Unsheltered Total</b>	<b>114</b>	<b>85</b>	<b>163</b>	<b>35</b>	<b>397</b>
<b>Combined</b>					
Yes	31	56	64	9	160
No	65	73	119	17	274
Unknown	71	17	38	9	135
N/A - Children	23	46	17	0	86
<b>Combined Total</b>	<b>190</b>	<b>192</b>	<b>238</b>	<b>35</b>	<b>655</b>

**Victim of Domestic Violence- Homeless Because Fleeing**

	Davis	West Sacramento	Woodland	Winters and Rural	Total Countywide
<b>Sheltered</b>					
Yes	21	39	41	0	101
No	18	19	15	0	52
Unknown	14	3	2	0	19
N/A - Children	23	46	17	0	86
<b>Sheltered Total</b>	<b>76</b>	<b>107</b>	<b>75</b>	<b>0</b>	<b>258</b>
<b>Unsheltered</b>					
Yes	5	7	4	1	17
No	49	62	126	24	261
Unknown	60	16	33	10	119
N/A - Children	0	0	0	0	0
<b>Unsheltered Total</b>	<b>114</b>	<b>85</b>	<b>163</b>	<b>35</b>	<b>397</b>
<b>Combined</b>					
Yes	26	46	45	1	118
No	67	81	141	24	313
Unknown	74	19	35	10	138
N/A - Children	23	46	17	0	86
<b>Combined Total</b>	<b>190</b>	<b>192</b>	<b>238</b>	<b>35</b>	<b>655</b>

<b>Animal Ownership</b>					
	<b>Davis</b>	<b>West Sacramento</b>	<b>Woodland</b>	<b>Winters and Rural</b>	<b>Total Countywide</b>
<b>Sheltered</b>					
Yes	21	39	41	0	101
No	18	19	15	0	52
Unknown	14	3	2	0	19
N/A - Children	23	46	17	0	86
<b>Sheltered Total</b>	<b>76</b>	<b>107</b>	<b>75</b>	<b>0</b>	<b>258</b>
<b>Unsheltered</b>					
Yes	8	20	15	11	54
No	100	59	143	23	325
Unknown	6	6	5	1	18
N/A - Children	0	0	0	0	0
<b>Unsheltered Total</b>	<b>114</b>	<b>85</b>	<b>163</b>	<b>35</b>	<b>397</b>
<b>Combined</b>					
Yes	29	59	56	11	155
No	118	78	158	23	377
Unknown	20	9	7	1	37
N/A - Children	23	46	17	0	86
<b>Combined Total</b>	<b>190</b>	<b>192</b>	<b>238</b>	<b>35</b>	<b>655</b>
<b>Desire for Follow-up Services</b>					
	<b>Davis</b>	<b>West Sacramento</b>	<b>Woodland</b>	<b>Winters and Rural</b>	<b>Total Countywide</b>
<b>Sheltered</b>					
Yes	21	39	41	0	101
No	18	19	15	0	52
Unknown	14	3	2	0	19
N/A - Children	23	46	17	0	86
<b>Sheltered Total</b>	<b>76</b>	<b>107</b>	<b>75</b>	<b>0</b>	<b>258</b>
<b>Unsheltered</b>					
Yes	28	45	67	15	155
No	25	18	52	10	105
Unknown	61	22	44	10	137
N/A - Children	0	0	0	0	0
<b>Unsheltered Total</b>	<b>114</b>	<b>85</b>	<b>163</b>	<b>35</b>	<b>397</b>
<b>Combined</b>					
Yes	49	84	108	15	256
No	43	37	67	10	157
Unknown	75	25	46	10	156
N/A - Children	23	46	17	0	86
<b>Combined Total</b>	<b>190</b>	<b>192</b>	<b>238</b>	<b>35</b>	<b>655</b>

**AGENCY:**  DCMH  Empower Yolo  4<sup>th</sup> and Hope  IRWS-Davis  Rotating Winter Shelter (RWS)-Woodland  Shores of Hope  
 Turning Point  Winter Warming Center (WWC)-W. Sac.  Yolo County HHSA

**LOCATION:**  Davis  West Sacramento  Winters  Woodland  Rural/Unincorporated Yolo

**PROGRAM:**  CalWORKs HSP Hotel/Motel  CalWORKs THA  DCMH-ES  DCMH-New Pathways  DCMH-Family TH  
 DCMH-Single Adult TH  Empower Yolo- TH  Empower Yolo- Victims of Crime ES  
 Empower Yolo-Wallace & Vannucci  Fourth and Hope-ES  IRWS-Davis  
 RWS-Woodland  Turning Point-Trinity  Turning Point-Meadowlark  
 Turning Point-Hotel/Motel  Shores of Hope-TH  WWC-W.Sac.  Yolo County- CSBG Hotel/Motel  
 Other, please specify: \_\_\_\_\_

**PROGRAM TYPE:**  Emergency Shelter  Transitional Housing

**[IF CONDUCTING THE SURVEY IN PERSON, INTRODUCE YOURSELF]:** Hello, my name is **[FIRST NAME]**, and I am conducting a brief housing survey. The survey will only take a few moments, is confidential, and will help us advocate for more resources. May I ask you a few questions about your housing and service needs?  Yes  No **[IF NO, COMPLETE SURVEY BASED ON KNOWN INFORMATION FROM PROJECT ENROLLMENT INFORMATION OR CASE NOTES.]**

1. Have you already taken this survey in the last few days?  Yes  No **[IF YES, STOP SURVEY]**

2. What are your initials, birth month, and birth year? Initials: \_\_\_\_\_ Birth Month: \_\_\_\_\_ Birth Year: \_\_\_\_\_

3. Are you and everyone in your household:  
 a. ...under age 25?  Yes  No  Doesn't Know/Refused to Answer (DK/REF)  Unknown  
 b. ...under age 18?  Yes  No  Doesn't Know/Refused to Answer (DK/REF)  Unknown

4. How many people live with you (including you)? **[THE ANSWERS IN B SHOULD TOTAL THE NUMBER OF PERSONS IN A]**

A. Total Number of Persons: \_\_\_\_\_ B1. Age 25 or Older: \_\_\_\_\_ B2. Age 18-24: \_\_\_\_\_ B3. Under 18: \_\_\_\_\_

	Person 1	Person 2	Person 3	Person 4	Person 5	Person 6	Person 7
<b>5. Initials</b>							
<b>6. Age</b>							
<b>7. Gender</b>							
Female							
Male							
Transgender: Male to Female							
Transgender: Female to Male							
Gender Non-Conforming							
Doesn't Know/Refused to Answer							
Unknown							
<b>8. Race [CHECK ALL THAT APPLY]</b>							
American Indian/Alaska Native							
Asian							
Black or African American							
Native Hawaiian/Pacific Islander							
White							
Doesn't Know/Refused to Answer							
Unknown							
<b>9. Ethnicity</b>							
Non-Hispanic/Non-Latino							
Hispanic/Latino							
Doesn't Know/Refused to Answer							
Unknown							
<b>10. Pregnant</b>							
Yes							
No							
N/A							
Doesn't Know/Refused to Answer							
Unknown							

**[QUESTIONS FOR PERSON 1 (over age 18)]**

Initials: \_\_\_\_\_ Birth Month: \_\_\_\_\_ Birth Year: \_\_\_\_\_

1. Have you been continuously homeless for at least 1 year?  Yes  No  Unknown  DK/REF
2. Have you been homeless on at least 4 separate occasions in the last 3 years?  Yes  No  Unknown  DK/REF
3. **[IF YES]** Was the combined length of time homeless at least 12 months?  Yes  No  Unknown  DK/REF
4. Do you receive any disability benefits? **[SUCH AS SSI OR SSDI]**  Yes  No  Unknown  DK/REF
5. Do you have other sources of income? Source: \_\_\_\_\_ Amount /mo. \$ \_\_\_\_\_  Yes  No  Unknown  DK/REF
6. Have you ever been a victim of domestic violence?  Yes  No  Unknown  DK/REF
7. Are you currently homeless because you are fleeing domestic violence, dating violence, sexual assault or stalking?  Yes  No  Unknown  DK/REF

Do you consider yourself to have, or has someone else told you that you have any of the following:				Observation of Surveyor		<b>[IF YES]</b> Does this severely interfere with your life?				
	Yes	No	DK/REF			Yes	No	DK/REF	Observation of Surveyor	
Developmental Disability										
HIV/AIDS										
Post-Traumatic Stress Disorder										
Physical Illness or Disability				<input type="checkbox"/> Y	<input type="checkbox"/> N				<input type="checkbox"/> Y	<input type="checkbox"/> N
Serious Mental Illness				<input type="checkbox"/> Y	<input type="checkbox"/> N				<input type="checkbox"/> Y	<input type="checkbox"/> N
Substance Use Disorder				<input type="checkbox"/> Y	<input type="checkbox"/> N				<input type="checkbox"/> Y	<input type="checkbox"/> N

9. Have you ever served in the U.S. Armed Forces?  Yes  No  Unknown  DK/REF
10. Have you ever been activated into the National Guard or Reserve?  Yes  No  Unknown  DK/REF
11. Are you a former foster youth?  Yes  No  Unknown  DK/REF
12. Have you ever been convicted of a crime?  Yes  No  Unknown  DK/REF
13. Have you ever been evicted?  Yes  No  Unknown  DK/REF
14. Do you own an animal?  Yes  No  Unknown  DK/REF
15. Do you desire any follow up services?  Yes  No  Unknown  DK/REF

**[QUESTIONS FOR PERSON 2 (over age 18)]**

Initials: \_\_\_\_\_ Birth Month: \_\_\_\_\_ Birth Year: \_\_\_\_\_

1. Have you been continuously homeless for at least 1 year?  Yes  No  Unknown  DK/REF
2. Have you been homeless at least 4 separate occasions in the last 3 years?  Yes  No  Unknown  DK/REF
3. **[IF YES]** Was the combined length of time homeless at least 12 months?  Yes  No  Unknown  DK/REF
4. Do you receive any disability benefits? **[SUCH AS SSI OR SSDI]**  Yes  No  Unknown  DK/REF
5. Do you have other sources of income? Source: \_\_\_\_\_ Amount /mo. \$ \_\_\_\_\_  Yes  No  Unknown  DK/REF
6. Have you ever been a victim of domestic violence?  Yes  No  Unknown  DK/REF
7. Are you currently homeless because you are fleeing domestic violence, dating violence, sexual assault or stalking?  Yes  No  Unknown  DK/REF

Do you consider yourself to have, or has someone else told you that you have any of the following:				Observation		<b>[IF YES]</b> Does this severely interfere with your life?				
	Yes	No	DK/REF			Yes	No	DK/REF	Observation	
Developmental Disability										
HIV/AIDS										
Post-Traumatic Stress Disorder										
Physical Illness or Disability				<input type="checkbox"/> Y	<input type="checkbox"/> N				<input type="checkbox"/> Y	<input type="checkbox"/> N
Serious Mental Illness				<input type="checkbox"/> Y	<input type="checkbox"/> N				<input type="checkbox"/> Y	<input type="checkbox"/> N
Substance Use Disorder				<input type="checkbox"/> Y	<input type="checkbox"/> N				<input type="checkbox"/> Y	<input type="checkbox"/> N

9. Have you ever served in the U.S. Armed Forces?  Yes  No  Unknown  DK/REF
10. Have you ever been activated into the National Guard or Reserve?  Yes  No  Unknown  DK/REF
11. Are you a former foster youth?  Yes  No  Unknown  DK/REF
12. Have you ever been convicted of a crime?  Yes  No  Unknown  DK/REF
13. Have you ever been evicted?  Yes  No  Unknown  DK/REF
14. Do you own an animal?  Yes  No  Unknown  DK/REF
15. Do you desire any follow up services?  Yes  No  Unknown  DK/REF

**Location:**  Davis  West Sacramento  Winters  Woodland  Rural/Unincorporated Yolo  Other: \_\_\_\_\_

**Date:**  1/22  1/23  1/24  1/25  1/26  1/27  1/28  1/29  1/30

**[INTRODUCE YOURSELF]:** Hello, my name is **[FIRST NAME]**, and I am conducting a brief housing survey. The survey will only take a few moments, is confidential, and will help us advocate for more resources. May I ask you a few questions about your housing and service needs?  Yes  No **[IF NO, COMPLETE VISUAL COUNT FORM]**

1. **Have you already taken this survey in the last few days?**  Yes  No **[IF YES, STOP SURVEY]**
2. **Where did you sleep on the night of the 22<sup>nd</sup> /last night/Tuesday night?**

<b>[CONTINUE SURVEY]</b>	<b>[STOP SURVEY]</b>
<input type="checkbox"/> Outside (such as tents, parks, underpasses)	<input type="checkbox"/> Own or rent home
<input type="checkbox"/> Someone else's home (outside or in a garage)	<input type="checkbox"/> Someone else's home (inside)
<input type="checkbox"/> Motel (paid for by agency because homeless)	<input type="checkbox"/> Motel (paid for with own money)
<input type="checkbox"/> Institution (if released after midnight to homelessness)	<input type="checkbox"/> Jail or prison
<input type="checkbox"/> Abandoned building, garage, shed, storage	<input type="checkbox"/> Hospital
<input type="checkbox"/> Building not meant for sleeping (such as a library)	<input type="checkbox"/> Treatment program
<input type="checkbox"/> Car, camper, RV (with no permanent hookups)	<input type="checkbox"/> Subsidized permanent housing program
<input type="checkbox"/> Emergency shelter	
<input type="checkbox"/> Transitional Housing	
<input type="checkbox"/> Other, please specify: _____	

3. **Was where you slept within the limits of . . . ?** **[STOP SURVEY IF LOCATION WAS KNOWN AND NOT WITHIN YOLO COUNTY]**  
 Davis  West Sacramento  Winters  Woodland  Rural/Unincorporated Yolo  Other: \_\_\_\_\_
4. **What brought you to Yolo County?** **[MARK ONE; MOST APPLICABLE ANSWER ONLY]**  
 Grew Up Here  Family Here  Friends Here  Good Social Services  Affordable Housing  Other: \_\_\_\_\_
5. **How long have you lived in Yolo County?**  
 Less than 1 Year  1-3 Years  4-6 Years  7-10 Years  11-13 Years  Other: \_\_\_\_\_
6. **Where did you live immediately prior to coming to Yolo County?** **[WRITE N/A IF LIVED IN YOLO COUNTY ENTIRE LIFE]**  
 City/Region: \_\_\_\_\_ State: \_\_\_\_\_
7. **What are your initials, birth month, and birth year?** Initials: \_\_\_\_\_ Birth Month: \_\_\_\_\_ Birth Year: \_\_\_\_\_
8. **Are you and everyone in your household:**
  - a. **...under age 25?**  Yes  No  Doesn't Know/Refused to Answer (DK/REF)  Unknown
  - b. **...under age 18?**  Yes  No  Doesn't Know/Refused to Answer (DK/REF)  Unknown
9. **How many people live with you (including you)?** **[THE ANSWERS IN B SHOULD TOTAL THE NUMBER OF PERSONS IN A]**  
 A. Total Number of Persons: \_\_\_\_\_ B1. Age 25 or Older: \_\_\_\_\_ B2. Age 18-24: \_\_\_\_\_ B3. Under 18: \_\_\_\_\_

	Person 1	Person 2	Person 3	Person 4	Person 5	Person 6	Person 7
<b>10. Initials</b>							
<b>11. Age</b>							
<b>12. Gender</b>							
Female							
Male							
Transgender: Male to Female							
Transgender: Female to Male							
Gender Non-Conforming							
Doesn't Know/Refused to Answer							
Unknown							
<b>13. Race</b> <b>[CHECK ALL THAT APPLY]</b>							
American Indian/Alaska Native							
Asian							
Black or African American							
Native Hawaiian/Pacific Islander							
White							
Doesn't Know/Refused to Answer							
Unknown							
<b>14. Ethnicity</b>							
Non-Hispanic/Non-Latino							
Hispanic/Latino							
Doesn't Know/Refused to Answer							
Unknown							

**[CONTINUE ON NEXT PAGE]**

15. Pregnant Yes No N/A Doesn't Know/Refused to Answer Unknown							

**[QUESTIONS FOR PERSON 1 (over age 18)]**

Initials: \_\_\_\_\_ Birth Month: \_\_\_\_\_ Birth Year: \_\_\_\_\_

1. Have you been continuously homeless for at least 1 year?  Yes  No  Unknown  DK/REF
2. Have you been homeless at least 4 separate occasions in the last 3 years?  Yes  No  Unknown  DK/REF
3. **[IF YES]** Was the combined length of time homeless at least 12 months?  Yes  No  Unknown  DK/REF
4. Do you receive any disability benefits? **[SUCH AS SSI OR SSDI]**  Yes  No  Unknown  DK/REF
5. Do you have other sources of income? Source: \_\_\_\_\_ Amount /mo. \$ \_\_\_\_\_  Yes  No  Unknown  DK/REF
6. Have you ever been a victim of domestic violence?  Yes  No  Unknown  DK/REF
7. Are you currently homeless because you are fleeing domestic violence, dating violence, sexual assault or stalking?  Yes  No  Unknown  DK/REF

8. Do you consider yourself to have, or has someone else told you that you have any of the following:				<b>[IF YES]</b> Does this severely interfere with your life?		
	Yes	No	Observation	Yes	No	Observation
Developmental Disability						
HIV/AIDS						
Post-Traumatic Stress Disorder						
Physical Illness or Disability			<input type="checkbox"/> Y <input type="checkbox"/> N			<input type="checkbox"/> Y <input type="checkbox"/> N
Serious Mental Illness			<input type="checkbox"/> Y <input type="checkbox"/> N			<input type="checkbox"/> Y <input type="checkbox"/> N
Substance Use Disorder			<input type="checkbox"/> Y <input type="checkbox"/> N			<input type="checkbox"/> Y <input type="checkbox"/> N

9. Have you ever served in the U.S. Armed Forces?  Yes  No  Unknown  DK/REF
10. Have you ever been activated into the National Guard or Reserve?  Yes  No  Unknown  DK/REF
11. Are you a former foster youth?  Yes  No  Unknown  DK/REF
12. Have you ever been convicted of a crime?  Yes  No  Unknown  DK/REF
13. Have you ever been evicted?  Yes  No  Unknown  DK/REF
14. Do you own an animal?  Yes  No  Unknown  DK/REF
15. Do you desire any follow up services?  Yes  No  Unknown  DK/REF

**[QUESTIONS FOR PERSON 2 (over age 18)]**

Initials: \_\_\_\_\_ Birth Month: \_\_\_\_\_ Birth Year: \_\_\_\_\_

1. Have you been continuously homeless for at least 1 year?  Yes  No  Unknown  DK/REF
2. Have you been homeless at least 4 separate occasions in the last 3 years?  Yes  No  Unknown  DK/REF
3. **[IF YES]** Was the combined length of time homeless at least 12 months?  Yes  No  Unknown  DK/REF
4. Do you receive any disability benefits? **[SUCH AS SSI OR SSDI]**  Yes  No  Unknown  DK/REF
5. Do you have other sources of income? Source: \_\_\_\_\_ Amount /mo. \$ \_\_\_\_\_  Yes  No  Unknown  DK/REF
6. Have you ever been a victim of domestic violence?  Yes  No  Unknown  DK/REF
7. Are you currently homeless because you are fleeing domestic violence, dating violence, sexual assault or stalking?  Yes  No  Unknown  DK/REF

8. Do you consider yourself to have, or has someone else told you that you have any of the following:				<b>[IF YES]</b> Does this severely interfere with your life?		
	Yes	No	Observation	Yes	No	Observation
Developmental Disability						
HIV/AIDS						
Post-Traumatic Stress Disorder						
Physical Illness or Disability			<input type="checkbox"/> Y <input type="checkbox"/> N			<input type="checkbox"/> Y <input type="checkbox"/> N
Serious Mental Illness			<input type="checkbox"/> Y <input type="checkbox"/> N			<input type="checkbox"/> Y <input type="checkbox"/> N
Substance Use Disorder			<input type="checkbox"/> Y <input type="checkbox"/> N			<input type="checkbox"/> Y <input type="checkbox"/> N

9. Have you ever served in the U.S. Armed Forces?  Yes  No  Unknown  DK/REF
10. Have you ever been activated into the National Guard or Reserve?  Yes  No  Unknown  DK/REF
11. Are you a former foster youth?  Yes  No  Unknown  DK/REF
12. Have you ever been convicted of a crime?  Yes  No  Unknown  DK/REF
13. Have you ever been evicted?  Yes  No  Unknown  DK/REF
14. Do you own an animal?  Yes  No  Unknown  DK/REF
15. Do you desire any follow up services?  Yes  No  Unknown  DK/REF

**[INSTRUCTIONS]:** Complete **one form per individual or family** that you believe is homeless. Complete the visual count information based on your observation, **ONLY** for individuals that are unsafe to approach or are unwilling to participate in the survey.

1. **Date of Survey:**  1/22  1/23  1/24  1/25  1/26  1/27  1/28  1/29  1/30

2. **General Location:**  Davis  West Sacramento  Winters  Woodland  Rural/Unincorporated Yolo  Other

3. **Details about Location:** \_\_\_\_\_

4. **[RECORD THE NUMBER OF PEOPLE BY AGE AND GENDER]**

	Under 18	18-24	25-55	56+
Male				
Female				
Gender Unknown				

5. **Describe the appearance of the person(s):** \_\_\_\_\_

6. **Describe if the person(s) has any pets:** \_\_\_\_\_

**[INSTRUCTIONS]:** Complete **one form per individual or family** that you believe is homeless. Complete the visual count information based on your observation, **ONLY** for individuals that are unsafe to approach or are unwilling to participate in the survey.

1. **Date of Survey:**  1/22  1/23  1/24  1/25  1/26  1/27  1/28  1/29  1/30

2. **General Location:**  Davis  West Sacramento  Winters  Woodland  Rural/Unincorporated Yolo  Other

3. **Details about Location:** \_\_\_\_\_

4. **[RECORD THE NUMBER OF PEOPLE BY AGE AND GENDER]**

	Under 18	18-24	25-55	56+
Male				
Female				
Gender Unknown				

5. **Describe the appearance of the person(s):** \_\_\_\_\_

6. **Describe if the person(s) has any pets:** \_\_\_\_\_