



## Yolo County Homeless and Poverty Action Coalition (HPAC)

Davis/Woodland/Yolo County Continuum of Care (CA-521)

### General HPAC Meeting Agenda

Wednesday, June 26<sup>th</sup>, 2019 (9:00-10:30 am)

Davis Police Department – Community Room

Meeting Agenda		
Agenda Item	Approximate Time	Speaker/Facilitator
1. Review and Approve Meeting Agenda <ul style="list-style-type: none"><li><i>ACTION ITEM: Approve 6/26/19 Agenda</i></li></ul>	9:00-9:03 (3 Minutes)	Ryan Collins, HPAC Chair
2. Approve Meeting Minutes <ul style="list-style-type: none"><li><i>ACTION ITEM: Approve 5/22/19 Minutes</i></li></ul>	9:03-9:05 (2 Minutes)	Ryan Collins, HPAC Chair
3. Introductions and Program Updates	9:05-9:25 (20 Minutes)	All
4. CoC Governance – Stakeholder Input	9:25-9:55 (30 minutes)	TAC/HHSA
5. 2019 PIT Count <ul style="list-style-type: none"><li><i>ACTION ITEM: Approve 2019 PIT Count Report</i></li></ul>	9:55-10:00 (5 Minutes)	Ian Evans, Yolo County HHSA
6. County Plan to Address Homelessness	10:00-10:05 (5 Minutes)	Ian Evans, Yolo County HHSA
7. Homeless and Health Systems Collaboration	10:05-10:10 (5 Minutes)	Ian Evans, Yolo County HHSA
8. CESH Round 2 – Project Selection Results	10:10-10:15 (5 Minutes)	Ian Evans, Yolo County HHSA
9. Technical Subcommittee Recommendations – Appeals Process, Definition of Conflicted	10:15-10:25 (10 Minutes)	Ian Evans, Yolo County HHSA
10. Voting Member Agency Attendance Status Update	10:25-10:28 (3 Minutes)	Emily Meza, Yolo County HHSA
11. Meeting Evaluation and Future Topics	10:28-10:30 (2 Minutes)	Ryan Collins, HPAC Chair
12. Next Meeting & Adjournment	10:30	Ryan Collins, HPAC Chair

### Upcoming Meetings and Events

- HPAC Technical Subcommittee – June 27<sup>th</sup>, 2019 – 9:00-11:00 am – Yolo County Library – Davis – Blanchard Room – 315 E. 14<sup>th</sup> Street, Davis, CA 95616
- HPAC Data Subcommittee – July 17<sup>th</sup>, 2019 – 8:30-9:30 am – Civic Center Galleria – Room 157, 1110 West Capitol Avenue, West Sacramento, CA 95691
- HPAC Technical Subcommittee – July 25<sup>th</sup>, 2019 – 9:00-11:00 am – Yolo County HHSA – Bauer Building – Ross Room – 137 N. Cottonwood Street, Woodland, CA 95695
- HPAC Technical Subcommittee – August 22<sup>nd</sup>, 2019 – 9:00-11:00 am – Civic Center Galleria – Room 157, 1110 West Capitol Avenue, West Sacramento, CA 95691
- General HPAC Meeting – August 28<sup>th</sup>, 2019 – 9:00-10:30 am – Yolo County HHSA – Gonzales Building – Community Room – 25 N. Cottonwood Street, Woodland, CA 95695

## **Supporting Documentation for Item #2**

Meeting Minutes from 5/22/2019



## Yolo County Homeless and Poverty Action Coalition (HPAC)

May 22<sup>nd</sup>, 2019 Meeting Minutes

**LOCATION:** Woodland – Yolo County HHSA – Bauer Building – Walker Room

### MEETING ATTENDEES

1. Adriana Galvez, CommuniCare Health Centers
2. **Alysa Meyer\***, Legal Services of Northern California
3. **Amber Whitaker\***, City of West Sacramento
4. Ann Marie McNulty, Grace in Action
5. **Bill Pride\***, Davis Community Meals and Housing
6. Chris Bulkeley, Yolo County District Attorney
7. Dan Maguire, City of Winters
8. **Dan Sokolow\***, City of Woodland
9. **Doug Zeck\***, Fourth & Hope
10. Elizabeth Correa, Sacramento Veterans Resource Center
11. Emily Meza, Yolo County Health and Human Services Agency – Homeless Services
12. **Erin McEwen\*\***, Yolo County Children’s Alliance
13. Ian Evans, County of Yolo – HHSA
14. Isabel Morales, CommuniCare Health Centers
15. **Janis Holt\***, Yolo County Housing
16. **James McLeod\*\***, Yolo Community Care Continuum
17. **Jeneba Lahai\***, Yolo County Children’s Alliance
18. Joy Cohan, Yolo Food Bank
19. **Kathy Trott\***, Woodland Opportunity Village
20. Kim Heuvelhorst, County of Yolo - HHSA
21. **Kristen Cline\*\***, City of Woodland
22. Liane Moody, Short Term Emergency Aid Committee
23. **Linda Scott\***, Interfaith Rotating Winter Shelter of Davis (IRWS)
24. **Mark Sawyer\*\***, City of West Sacramento
25. **Nadia Waggener\*\***, County of Yolo – HHSA
26. **Nasiya Jae Gordy\***, Shores of Hope
27. **Niomi Michel\*\***, Empower Yolo
28. **Nolan Sullivan\***, County of Yolo – HHSA
29. Philip Scott Reed, Veteran’s Affairs
30. Rachel Davidson, Downtown Streets Team
31. Rachel Nervo, Veteran’s Affairs
32. **Ryan Collins\***, City of Davis – HPAC Chair
33. Sandra Sigrist, County of Yolo – HHSA
34. Steve Smith, Grace in Action
35. **Veronica Williams\*\***, Volunteers of America
36. Zane Hatfield, Yolo Food Bank

***Bold-type** indicates that the individual represented a Voting Board agency as either a primary (\*) or secondary (\*\*) voting designee*

### 1. REVIEW AND APPROVE 5/22/19 MEETING AGENDA

HPAC unanimously approved the agenda with one amendment adding a re-vote on the ESG applications. This item was added following # 4 Introductions and Program Updates.



## Yolo County Homeless and Poverty Action Coalition (HPAC)

---

### May 22<sup>nd</sup>, 2019 Meeting Minutes

- **Motion:** Janis Holt, Yolo County Housing
- **Second:** Alysa Meyer, Legal Services of Northern California
- **Ayes:** Unanimous
- **Nays:** None
- **Abstentions:** None

#### 2. REVIEW AND APPROVE 3/27/19 MEETING MINUTES

HPAC unanimously approved the 3/27/19 meeting minutes with one amendment on page 2, first bullet point under #3 Introductions and Program Updates: "...to extend the 'Extended Shelter' to June 30, 2019 (instead of April 30).

- **Motion:** Jeneba Lahai, Yolo County Children's Alliance
- **Second:** Bill Pride, Davis Community Meals and Housing
- **Ayes:** Unanimous
- **Nays:** None
- **Abstentions:** None

#### 3. REVIEW AND APPROVE 5/1/19 MEETING MINUTES

HPAC unanimously approved the 5/1/19 meeting minutes with no changes.

- **Motion:** Alysa Meyer, Legal Services of Northern California
- **Second:** Jeneba Lahai, Yolo County Children's Alliance
- **Ayes:** Unanimous
- **Nays:** None
- **Abstentions:** None

#### 4. INTRODUCTIONS AND PROGRAM UPDATES

Meeting attendees shared updates from their programs:

- Ian Evans, Yolo County HHSA – The NOFA for Housing for a Healthy CA was released. HHSA is working on a NOFA summary and will share it with HPAC as soon as it is ready. There are two articles (categories). Article I is for developers and Article II is for Counties, as applicants. The grant is for housing purchasing, renovation or acquisition, and there is a service component tied to it. It appears to be similar to No Place Like Home in that the dollars are for the housing units and the applicant needs to determine how to meet the required service component. Additional information will follow.
- Kim Heuvelhorst, Yolo County HHSA – There are printed copies of information flyers and brochures about the CalFresh Expansion to include SSI recipients. Attendees are invited to take copies to share with staff and customers.
- Adriana Galvez, Steps to Success – Are in the process of hiring a new clinician for their program.
- Doug Zeck, Fourth and Hope –
  - Hired a new case manager for their permanent supportive housing program.
  - Transitional housing grant for victims of crime is starting June 1<sup>st</sup>. They just leased up their final property. The project will provide 24 beds.
- Nolan Sullivan, Yolo County HHSA –
  - 211 Yolo has been contracted out to Sacramento and is in the process of forming a regional collaborative with them. He has been asked to update the 'Street Sheet' flyer. Nolan distributed



## Yolo County Homeless and Poverty Action Coalition (HPAC)

### May 22<sup>nd</sup>, 2019 Meeting Minutes

---

drafts and asked agencies to review information to ensure accuracy, or add their agency if desired. 211 will do periodic updates to agency information but will not be maintaining the 'Street Sheet' on an ongoing basis. Consider if an agency is interested in taking that on, or if it belongs somewhere else, etc.

- CalFresh expansion to serve SSI recipients starts effective June 1. If SSI member is in a household receiving CalFresh their income will be counted, so it will be most beneficial to households that don't already include CalFresh. Applications can be accepted now at any Service Center location, online or by mail.
- GA resolution has not been updated since 1999. Currently GA has six categories of benefits and clients were required to meet requirements for all six to obtain benefits. Proposal is to reduce this to two which will make it easier to qualify. There is also a proposed \$200 benefit for housing. The goal is to make the benefits more accessible and helpful. This proposal goes to the Board of Supervisors at their first meeting in June and changes would be effective July 1.
- Later this fiscal year they will be asking for \$100,000 to fund a revival of the SMART-Y program (SSI advocacy).
- Also later this year they are trying to increase the funding for GA shelter beds from \$50,000 to \$150,000 for GA shelter beds. If approved, this would go out for Request for Proposal for provider(s).
- CalWORKs HSP has a lot of funds to serve homeless CalWORKs families, and additional funding is included in the next fiscal year budget. Please refer any homeless CalWORKs eligible families to CalWORKs staff.
- If you know of any landlords with vacant units who might be interested in master leasing, please let Nolan know. There is a 12-unit complex in West Sacramento they will be master leasing starting July 1.
- Janis Holt, Yolo County Housing –
  - Mainstream vouchers – YCH has exhausted current wait list and did not have as many people self-identify eligibility as expected. They received approval to open the wait list for direct referrals for HHSA. Ian Evans will be sending out an email with additional details. HPAC partners are asked to identify eligible clients and refer them through HHSA.
  - Family Unification Program – Working with HHSA for this process. It is going well and 10 to 12 referrals have been received so far. Applying for self-sufficiency coordinator grant to hopefully support these families.
- Alysa Meyer, Legal Services of Northern California – Will no longer be contracting with Agency on Aging to provide the Senior Link information and assistance program (includes a dedicated phone line and resource guide). Will still be serving this population and providing resource and referral, as a legal services agency. There will be a transition plan, and they have suggested to Agency on Aging to consider transitioning the program to 211 Yolo.
- Kathy Trott, Woodland Opportunity Village (WOV) – WOV in collaboration with Friends of the Mission is moving forward with 12 permanent tiny houses (on cement slab) at the corner of Freeman and Kentucky. Using the Garden Court model. Intent is to serve extremely low, very low and low income AMI households.
- Sandra Sigrist, Yolo County HHSA– Regarding the NOFA for Housing for a Healthy California, HCD is offering a series of NOFA workshops, but the Sacramento one is not until later in June. She will be attending May 30<sup>th</sup> workshop in Oakland. Hoping to clarify eligible uses for Article II, if it can be used for standalone supportive services.
- Veronica Williams, Volunteers of America, Veteran's Services –



## Yolo County Homeless and Poverty Action Coalition (HPAC)

### May 22<sup>nd</sup>, 2019 Meeting Minutes

---

- They have rapid rehousing and homeless prevention assistance and employment resources.
- Current program director Rebecca Bettis is retiring effective June 23<sup>rd</sup>. The new director has been hired and new information will be shared soon.
- Linda Scott, Interfaith Rotating Winter Shelter – Davis (IRWS) and Davis Opportunity Village (DOV) – They are doing a Homelessness Solutions Summit this evening and have 70 people registered and look forward to developing a recommendation for the City of Davis.
- James McCleod, Yolo Community Care Continuum – Filled one PSH bed vacancy, but has a new vacancy so another case conference is needed.
- Zane Hatfield, Yolo Food Bank –
  - During the past two months they have been hosting meetings with localities throughout Yolo County to consider how the Yolo Food Bank can expand, with their new facility. They identified several new food distribution sites, including ones in Winters and West Davis (at Sacramento City College Campus). They are also hoping to add a West Capitol site in addition to the one at the County building.
  - Through the community meetings, they became aware that many people were unaware of the various food resources available in Yolo County. They are working on gathering information about all of the food resources in Yolo County so the information can be centralized in their data base. They will share this with HPAC and 211 Yolo.
  - Non Profits in Yolo can shop for \$0.19 per pound at the Food Bank. Contact Zane for details.
- Joy Cohan, Yolo Food Bank–
  - The community meetings were very interesting and provided the opportunity to learn about unmet needs and identify opportunities to increase their services in the community, either directly or through their partners.
  - Received ½ million Cal-Recycle grant to supply some equipment purchases for the new facility and startup costs to support their increased collection and distribution of food, and eliminate food going to landfill.
- Steve Smith, Grace in Action – They are a group in Davis that does homeless and low-income ministry. A lot of it is street based, and they take and make referrals with many of the HPAC partners.
- Ryan –
  - In March, Mayor Lee asked staff to prepare a report for an idea he called a respite center. They prepared a report, and delivered it to City management. Renamed to Davis Pathways Shelter, presented a few different options, including day shelter, overnight shelter and expansion of current non-profit services. They are meeting with individual council members to explore options for how to proceed. The goal is to expand the homeless services available. Has a location been identified yet? Not yet – options are being explored.
  - Thank you and welcome to all the new agencies here for the first time.

#### 5. EMERGENCY SOLUTIONS GRANT (ESG) RE-VOTE

Each jurisdiction is permitted to submit two competitive applications for the ESG grant, At the 5/1/19 meeting, HPAC approved Interfaith Rotating Winter Shelter – Davis (IRWS), and Fourth and Hope Emergency Shelter as the two applications for submission. IRWS has since decided to withdraw. Fourth and Hope is prepared to submit application for Emergency Shelter as previously planned and add an application for Street Outreach. Doug Zeck, Fourth and Hope provided an overview of their Street Outreach application. Street Outreach will apply for 200,000 primarily for staffing for 4 case managers and a couple of support staff plus a small amount for bus tickets and supplies, etc. The street outreach will continue similar service to what is currently being provided



## Yolo County Homeless and Poverty Action Coalition (HPAC)

### May 22<sup>nd</sup>, 2019 Meeting Minutes

under CABHI and an existing ESG grant. The model views street outreach as an extension of the shelter, moving the front door out into the community to reach clients, connect them with case management prior to when a bed might become available in shelter, permanent supportive housing or rapid re-housing. ESG is a very competitive grant and they were not funded for this upcoming year, but they are hopeful they will be funded in this application. There was a change in how the state was allocating funds for ESG and this has created less availability of funds in ESG. Ryan commented that he felt IRWS made the right choice in withdrawing their application so someone else could apply. They realized that they did not currently have sufficient exit interview/outcome data in HMIS. They got into a position of greater readiness for future grants and gave the CoC and Fourth and Hope an opportunity to compete for these funds.

HPAC unanimously approved the new applicant for ESG competitive applications as Fourth and Hope and no longer IRWS for this season.

- **Motion:** Bill Pride, Davis Community Meals and Housing
- **Second:** Dan Sokolow, City of Woodland
- **Ayes:** Unanimous
- **Nays:** None
- **Abstentions:** Doug Zeck, Fourth and Hope

#### 6. TECHNICAL ASSISTANCE COLLABORATIVE TA GRANT (UPCOMING SURVEY AND INTERVIEWS)

Ian Evans, Yolo County HHS shared that HCD offered free technical assistance (TA) available to Counties in several areas, including capacity building which includes topics such as governance structure, HMIS utilization, coordinated entry practices, policies and procedures. HHS has been working with Technical Assistance Collaborative Assistance, Inc. (TAC) which is the company that HCD partnered with to support jurisdictions on these topics. They will be sending out a survey they developed to get input from all of the partners that are involved in the homeless services arena. The survey will be sent within the next week or two. TAC will attend the June HPAC meeting to introduce themselves, receive some feedback in person and discuss the work going forward. It is in the early developmental stages right now, so the input received through the surveys, at the meeting and through some possible phone interviews, will help inform the work going forward. There are 279 hours of TA available to our CoC at no cost. A collaborative approach will be utilized, looking at our CoC system as a whole, rather than being available to individual member agencies. Topics they may consider is the requirements associated with recent and upcoming grants, governance structures that may make CoCs more or less competitive for certain funds, providing feedback and guidance regarding models that other CoCs and jurisdictions have in place. They would like broad participation from all members of HPAC to inform this work moving forward. This may become an ongoing agenda item for future meetings, and HHS will report back to HPAC as this continues to develop and as information is shared back from TAC.

#### 7. CALIFORNIA EMERGENCY SOLUTIONS AND HOUSING (CESH) PROGRAM – ROUND 2

Ian Evans, Yolo County HHS explained that CESH Round 2 funds became available a couple of months ago and the application is due to the state by the end of June. HHS received proposals, reached out to agencies to participate in the selection subcommittee and had three agencies participate. The funding recommendations from that selection subcommittee is included in the agenda packet for review and approval today. Bill Pride, member of the selection subcommittee, shared that decisions were very difficult because there were application for almost a million dollars and there was only about half that available. He provided a brief recap of the funding recommendations included in the agenda packet and highlighted some of the considerations made by the subcommittee. Sandra Sigrist asked if the funding recommended was directly proportional to the score received?





## Yolo County Homeless and Poverty Action Coalition (HPAC)

---

### May 22<sup>nd</sup>, 2019 Meeting Minutes

No. Nolan Sullivan asked if an agency could execute their proposed program with only the partial funding recommended? Unknown. Ryan Collins expressed concern that only 3 agencies participated in the selection subcommittee while the adopted local selection process indicates that 5 will participate. Sandra Sigrist also expressed concern about whether not following the established local selection process could jeopardize the entire grant with HCD. One of the factors that led to this is that HPAC lacks a formal definition of conflicted agency. As a result, HHSA applied a conservative approach which resulted in a small pool of non-conflicted agencies.

After discussion, for purposes of CESH – Round 2, HPAC voted to temporarily adopt a definition of conflicted agency as one that is receiving money as either the recipient or sub recipient of the grant funds being applied.

- **Motion:** Bill Pride, Davis Community Meals and Housing
- **Second:** Nolan Sullivan, Yolo County HHSA
- **Ayes:** Unanimous
- **Nays:** None
- **Abstentions:** None

There was a lengthy discussion about how best to proceed. There were a variety of suggestions discussed, but ultimately HPAC decided to discard the current funding recommendations, solicit five new agencies for a new selection subcommittee to score the proposals by Wednesday, May 29<sup>th</sup>, and to notify applicants that the local selection process has been delayed due to HPAC realizing that the selection subcommittee was not compliant with the local selection process requirements and as a result has discarded those funding recommendations and convened a new selection subcommittee that is compliant with the local selection process. It was noted that a grievance would not apply until the actual funding recommendation is approved. HPAC also expressed appreciation to the three members who served on the original selection subcommittee.

Motion to send out a notice to applicants today informing them that HPAC is attempting to correctly follow the process and are having five non-conflicted voting member agencies review and score the applications by May 29<sup>th</sup>.

- **Motion:** Nolan Sullivan, Yolo County HHSA
- **Second:** Bill Pride, Davis Community Meals and Housing
- **Ayes:** Unanimous
- **Nays:** None
- **Abstentions:** Adriana Galvez, CommuniCare Health Centers; Isabel Morales, CommuniCare Health Centers; Doug Zeck, Fourth and Hope; James McLeod, Yolo Community Care Continuum; Jeneba Lahai, Yolo County Children's Alliance; and Erin McEwen, Yolo County Children's Agency.

Five non-conflicted voting member agency representatives volunteered to serve on the new selection subcommittee: Alysa Meyer, Legal Services of Northern California; Mark Sawyer, City of West Sacramento; Janis Holt, Yolo County Housing; Kathy Trott, Woodland Opportunity Village; and Niomi Michel, Empower Yolo.

Some items were mentioned as possible topics to consider at Technical Subcommittee at a later date. These included: definition of conflicted agency, parameters for the local selection process, whether selection subcommittee must be voting member agencies, possible option for multiple County departments be considered separate voting agencies, utilizing the County homeless plan to identify priorities for proposals, and establishing a grievance process.





## Yolo County Homeless and Poverty Action Coalition (HPAC)

---

May 22<sup>nd</sup>, 2019 Meeting Minutes

### 8. 2019 POINT IN TIME (PIT) COUNT

This agenda item was moved to the June meeting to allow time for the Downtown Streets Team presentation. Everyone now has a physical and digital copy of the draft report and this can be discussed further during the June meeting. The intent is for HPAC to review it, discuss planning for future PIT Counts and discuss issues HPAC wants to address as an organization.

### 9. DOWNTOWN STREETS TEAM PRESENTATION

Rachel Davidson of DST gave a presentation about the Downtown Streets Team, including their locations served, funding sources, possibilities for expansion, an overview of their program design and scope, referral process eligibility criteria, and a success story. Following the presentation, attendees had the opportunity to ask questions and Rachel responded.

### 10. MEETING EVALUATION AND FUTURE TOPICS

**Future Topics:** County Plan to Address Homelessness

**Meeting Evaluation:**

- Plus – Thank you for the donuts and coffee
- Delta – None noted

### 11. NEXT MEETING & ADJOURNMENT

The meeting was adjourned by Ryan Collins. The next meeting is scheduled for June 26<sup>th</sup>, 2019.

# **Supporting Documentation for Item #5**

2019 PIT Count Report

# Yolo County Homeless Count

## 2019

5018

DRAFT



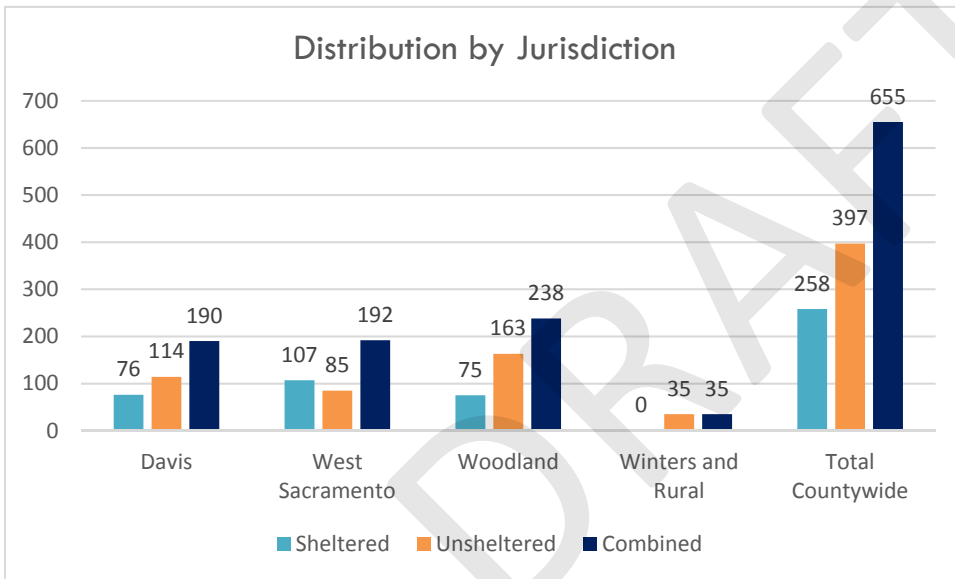
# Homeless Count Overview

JANUARY 22, 2019

The **Yolo County Homeless and Poverty Action Coalition** conducted its **2019 Homeless Count** on **January 22, 2019**. The Homeless Count (also known as the Point-in-Time (PIT) Count) is a survey of individuals and families identified as experiencing sheltered or unsheltered homelessness within the boundaries of Yolo County on a single night in January. The 2019 count identified a total of **655 people experiencing homelessness on January 22**.

When considering the numbers in this report it is important to recognize that they reflect only those persons identified as homeless within the county on a single day. Many individuals and families move in and out of homelessness during the course of a year, meaning that the actual number of people experiencing homeless in 2019 will be much higher than the numbers included in this report.

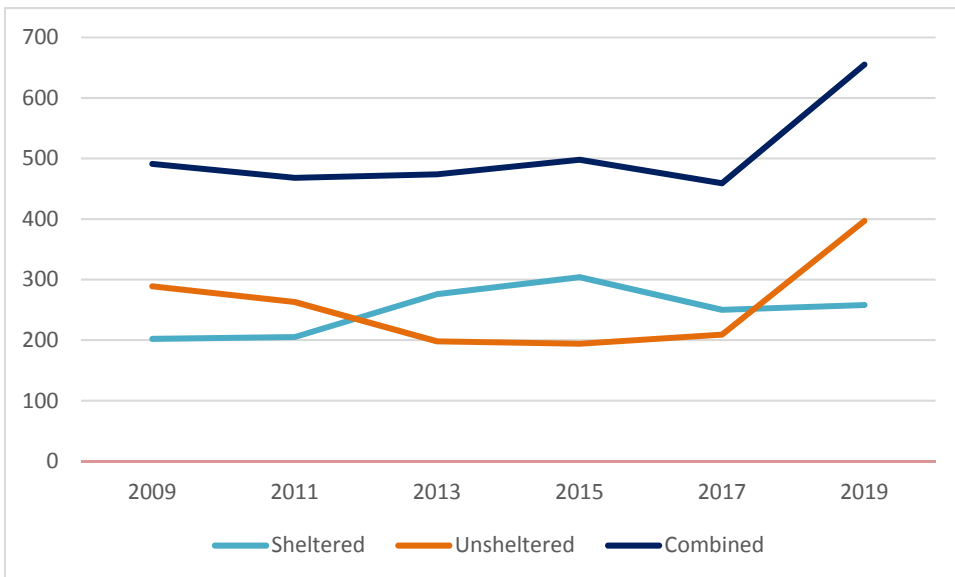
## HOMELESSNESS ON A SINGLE NIGHT (JANUARY 22, 2019)



Number of homeless per 10,000 residents		
Jurisdiction	2017	2019
Davis	21.4	27.2
West Sacramento	32.8	35.6
Woodland	22.8	39.5
Winters and Rural	2.3	9.06
Total Countywide	21.4	29.4

*Based on population estimates from the California Department of Finance.*

## HOMELESSNESS OVER TIME (2009—2019)

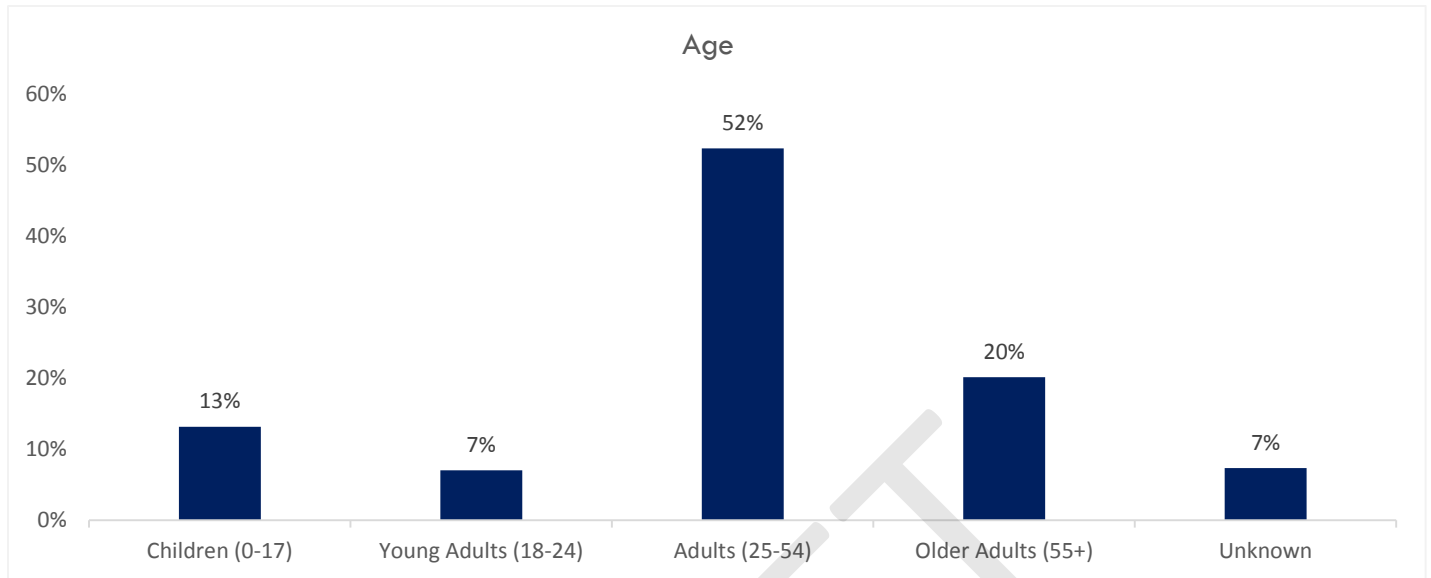


Up  
42.7%  
from  
2017

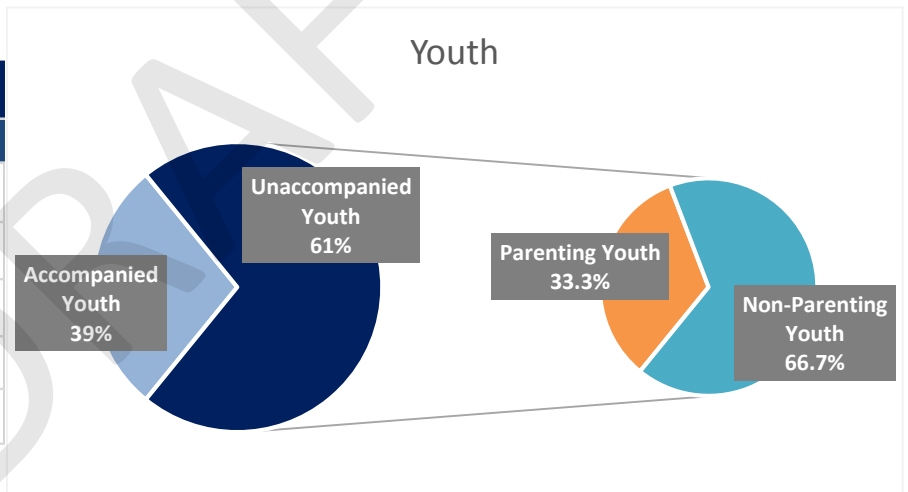
Up  
33.4%  
from  
2009

# Demographics

## AGE

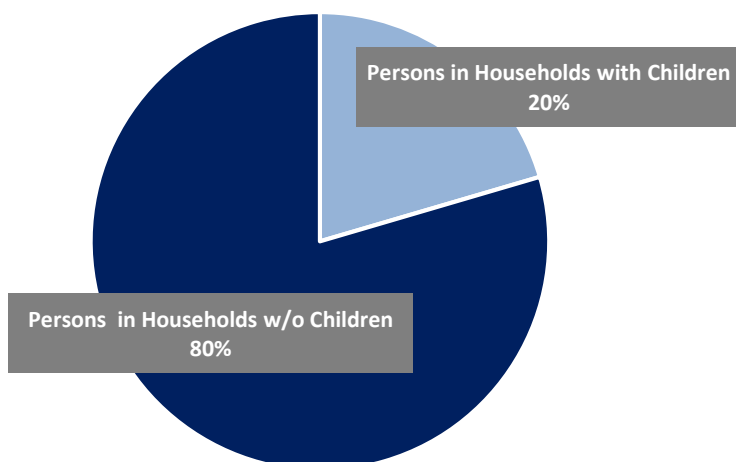


Sheltered vs. Unsheltered		
Age Group	Sheltered	Unsheltered
Children (0-17)	86	0
Young Adults (18-24)	31	15
Adults (25-54)	96	247
Older Adults (55+)	42	90
Unknown	3	45

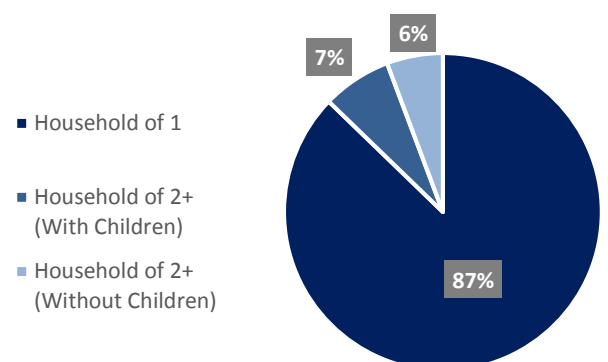


## HOUSEHOLD STATUS

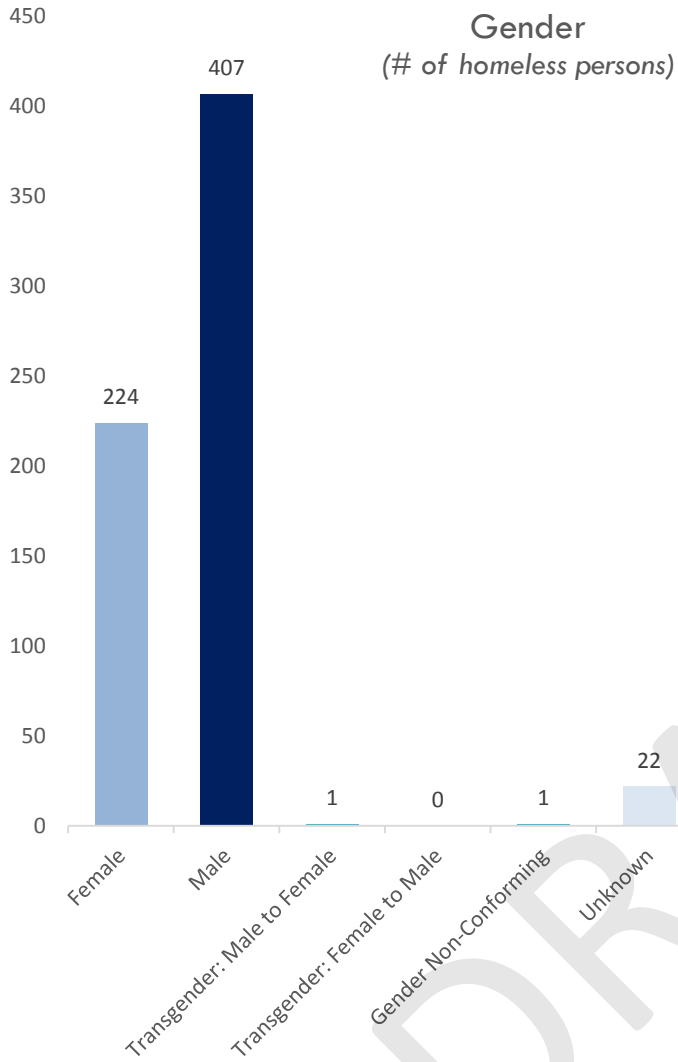
Household Type



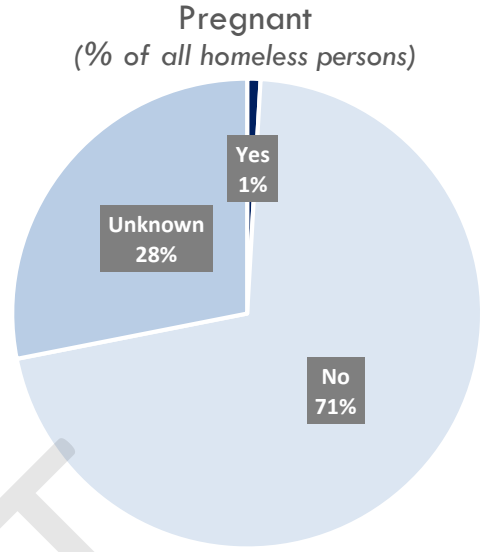
Household Size



**GENDER IDENTITY**



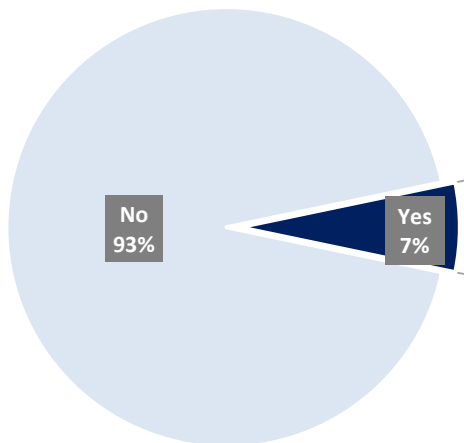
**PREGNANCY STATUS**



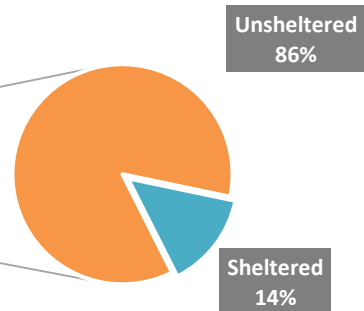
Pregnancy Status Over Time		
	2017	2019
Sheltered	2	5
Unsheltered	3	1
<b>Total</b>	<b>5</b>	<b>6</b>

**VETERAN STATUS**

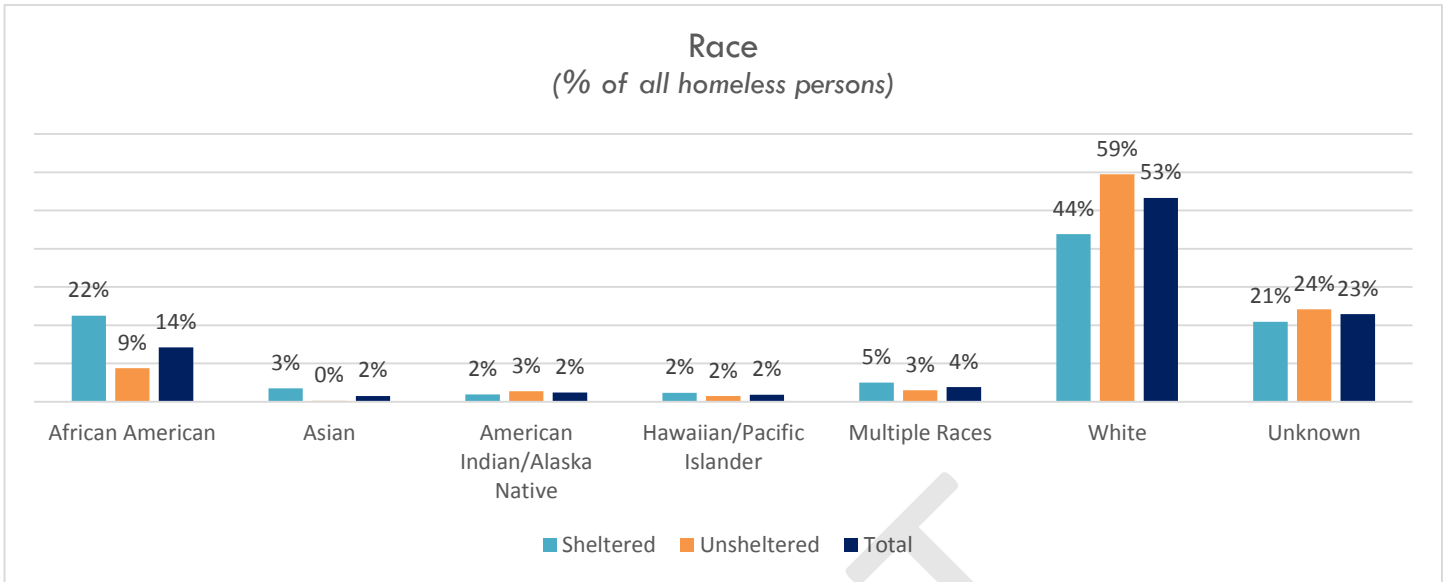
**Veterans**  
(% of all homeless persons)



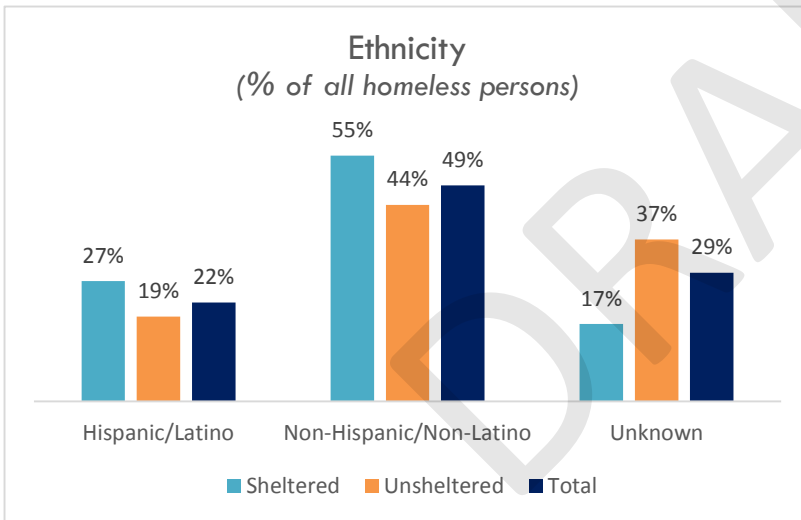
**Homeless Status of Veterans**



## RACE



## ETHNICITY



### Yolo County vs. Yolo Homeless

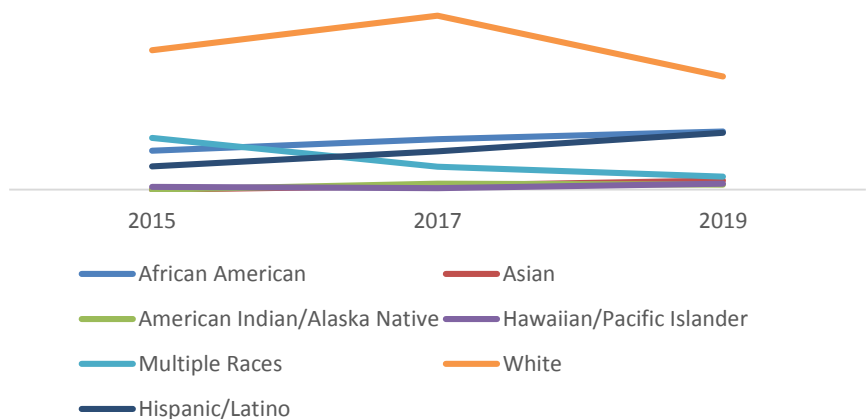
Race/Ethnicity	Countywide	Homeless Count	Difference
African American	2.6%	14.0%	11.4%
Asian	12.8%	2.0%	-10.8%
American Indian/Alaska Native	0.4%	2.0%	1.6%
Hawaiian/Pacific Islander	0.4%	2.0%	1.6%
Multiple Races	3.5%	4.0%	0.5%
White	46.3%	53.0%	6.7%
Hispanic/Latino	35.6%	22.0%	-13.6%

Based on population estimates from the California Department of Finance.

### Homeless Status by Race/Ethnicity

Race/Ethnicity	Sheltered	Unsheltered	Total Count
African American	22.5%	8.8%	14.0%
Asian	3.5%	0.3%	2.0%
American Indian/Alaska Native	1.9%	2.8%	2.0%
Hawaiian/Pacific Islander	2.3%	1.5%	2.0%
Multiple Races	5.0%	3.0%	4.0%
White	43.8%	59.4%	53.0%
Hispanic/Latino	27.1%	19.1%	22.0%

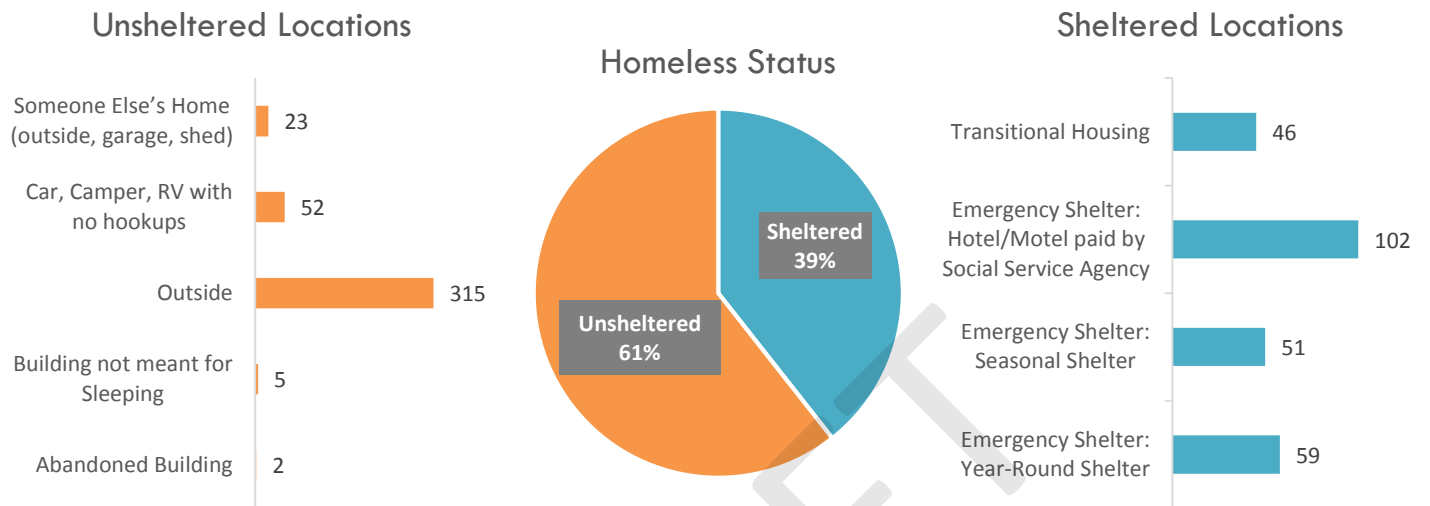
### Race/Ethnicity Over Time

  
(% of all homeless persons)




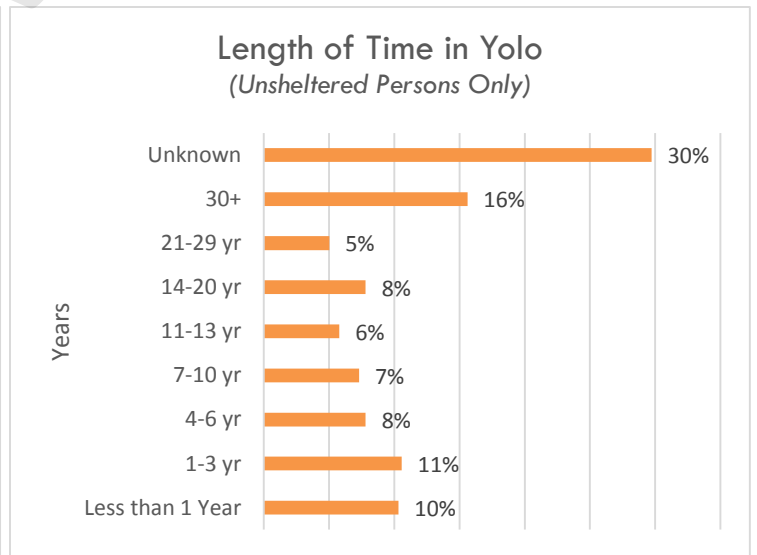
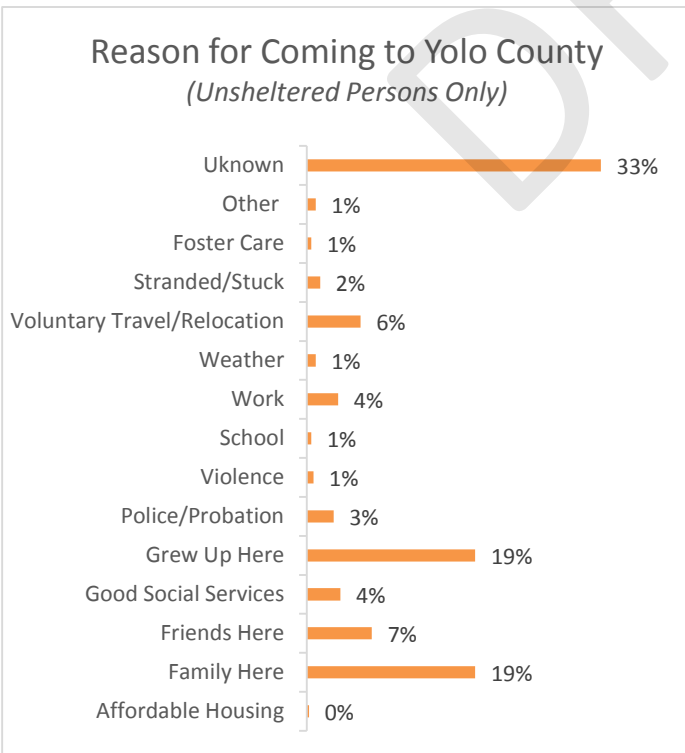
# Homeless Status

## LOCATION



## HISTORY OF HOMELESSNESS IN YOLO COUNTY – UNSHELTERED ONLY

Questions related to History of Homelessness in Yolo County were only asked of individuals experiencing **unsheltered** homelessness.



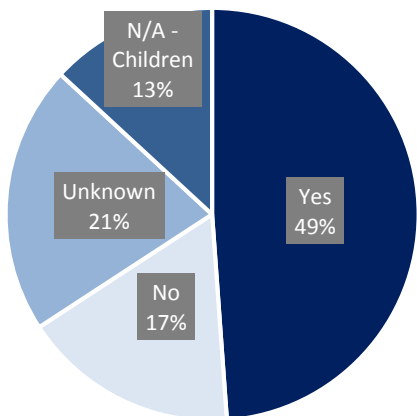
**Where Lived Prior to Yolo County**

Lived in Yolo County All Life	9%	Other State	12%
Sacramento	14%	Other Country	1%
Other CA	23%	Unknown	41%

# CHRONIC HOMELESSNESS

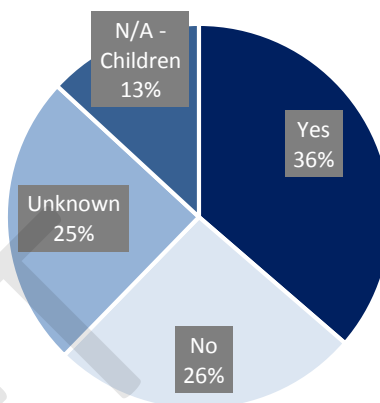
Questions related to Chronic Homelessness were only asked of **adults** experiencing both sheltered and unsheltered homelessness.

**Long-Term Homeless**  
(% of all homeless persons)



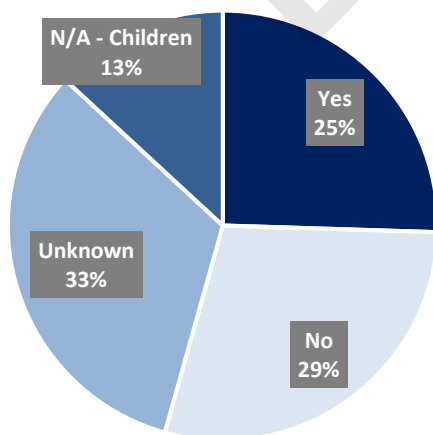
**Long-Term Homeless** is defined as continuously homeless for 12 months or longer.

**Frequently Homeless**  
(% of all homeless persons)



**Frequently Homeless** is defined as homeless on at least 4 separate occasions within the last 3 years.

**Chronically Homeless per HUD Definition**  
(% of all homeless persons)



The Department of Housing and Urban Development (HUD) considers an individual to be "**Chronically Homeless**" when:

- 1) the individual has been homeless for at least 12 consecutive months, or homeless on at least 4 separate occasions, totaling 12 months or more, within the last 3 years;

AND

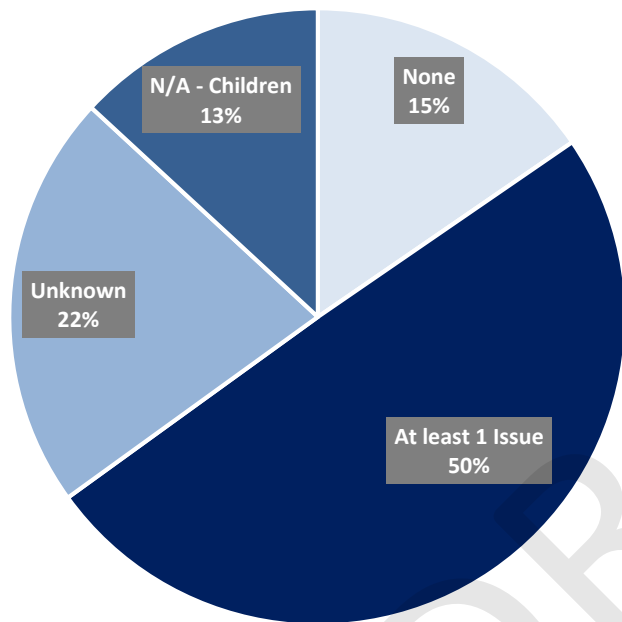
- 2) can be diagnosed with PTSD, a serious mental illness, substance use disorder, a developmental disability, or a cognitive or physical illness or disability.

# Health Status

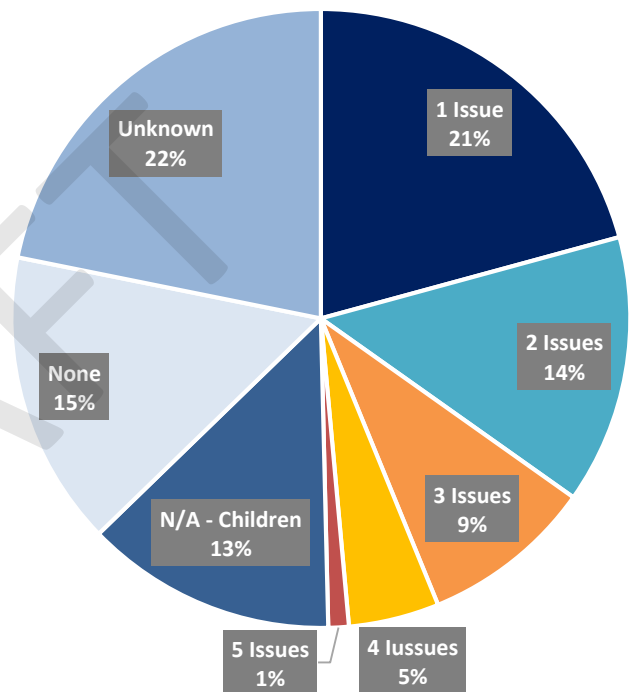
## PREVALENCE OF HEALTH ISSUES

Questions related to Health Status were only asked of **adults** experiencing both sheltered and unsheltered homelessness.

At Least 1 Health Issue

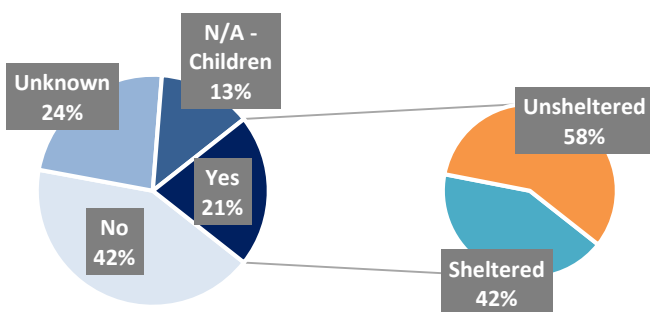


Number of Health Issues

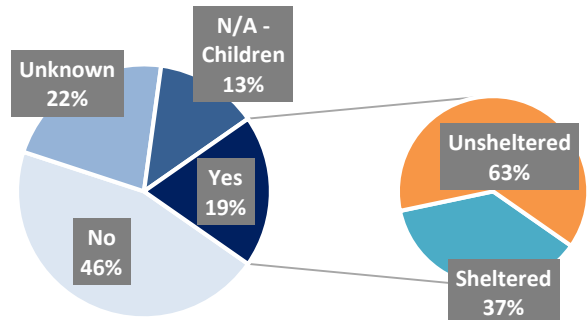


*It is important to note that since the data is self-reported, percentages likely underestimate true prevalence for all health status categories and number of health issues.*

Post-Traumatic Stress Disorder (PTSD)

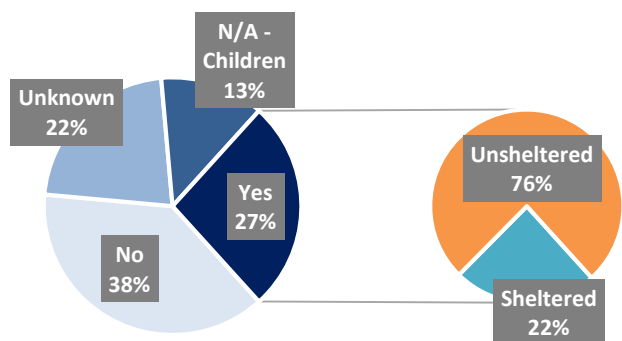


Serious Mental Illness (SMI)

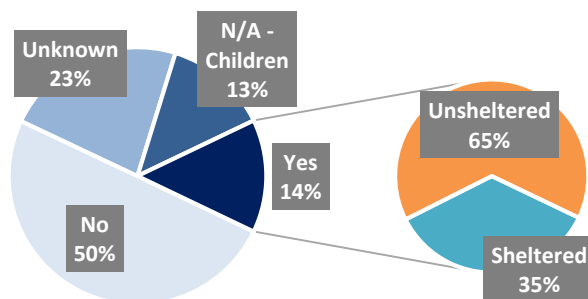


PREVALENCE OF HEALTH ISSUES - continued

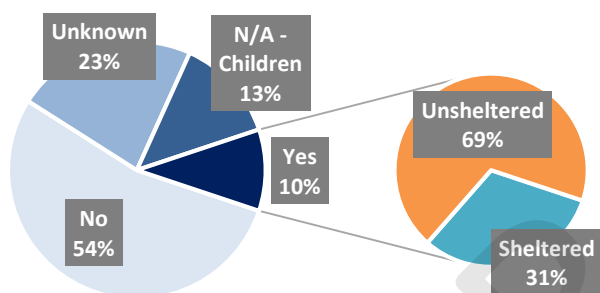
Substance Use Disorder (SUD)



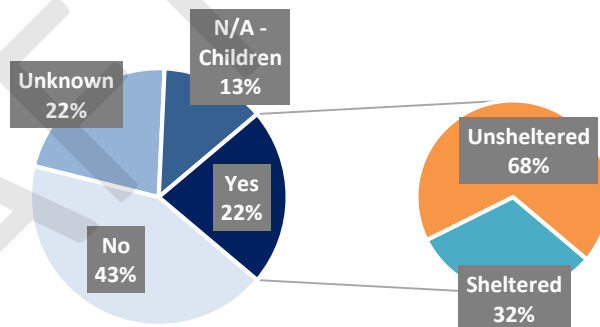
Co-Occurring Disorders (CODs)



Developmental Disability

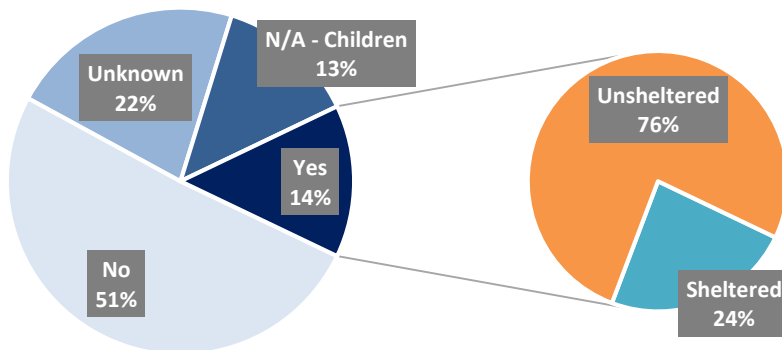


Physical Illness or Disability



DISABILITY BENEFITS

Disability Benefits

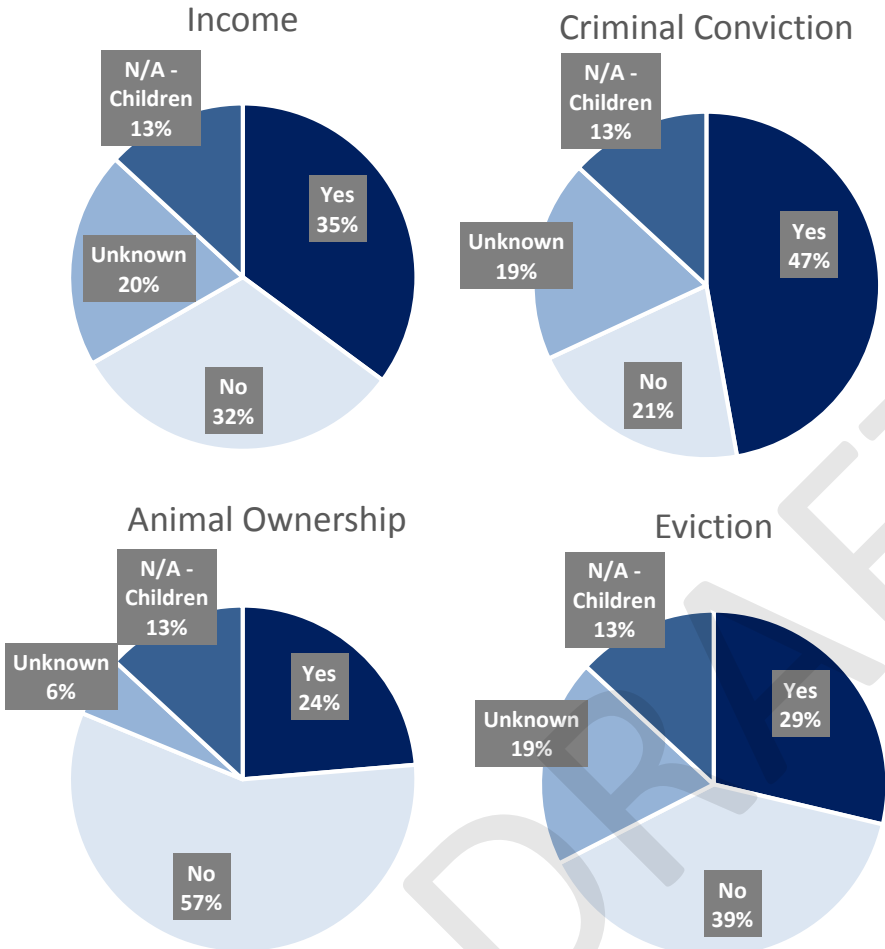


# Personal Information

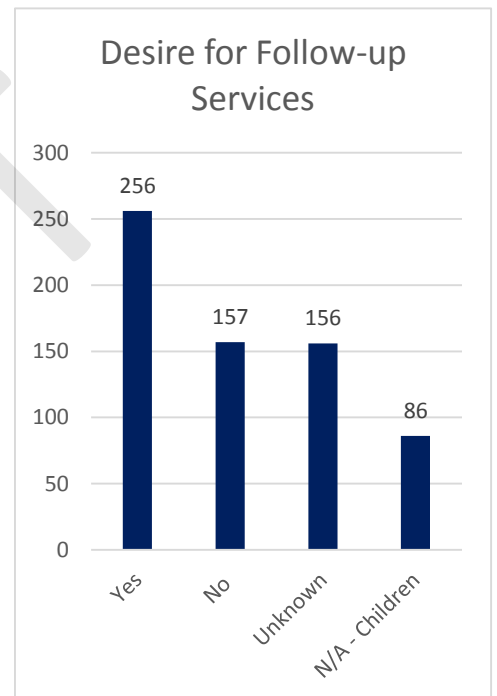
Questions related to Personal Information were only asked of **adults** experiencing both sheltered and unsheltered homelessness.

## POTENTIAL BARRIERS TO HOUSING

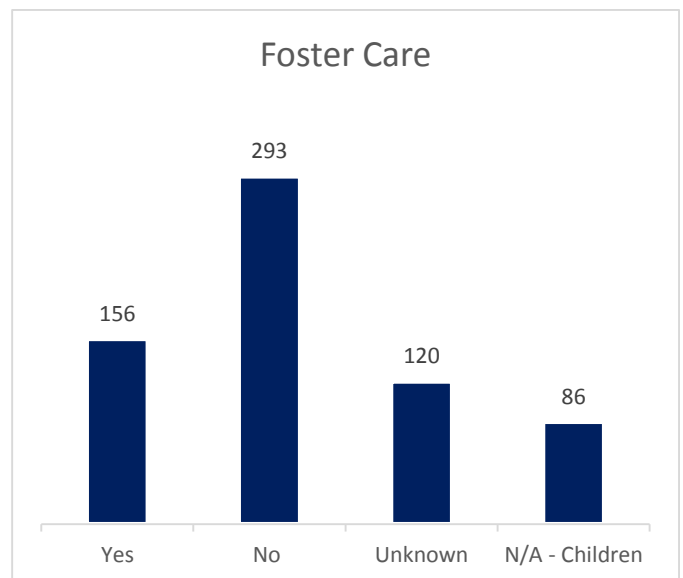
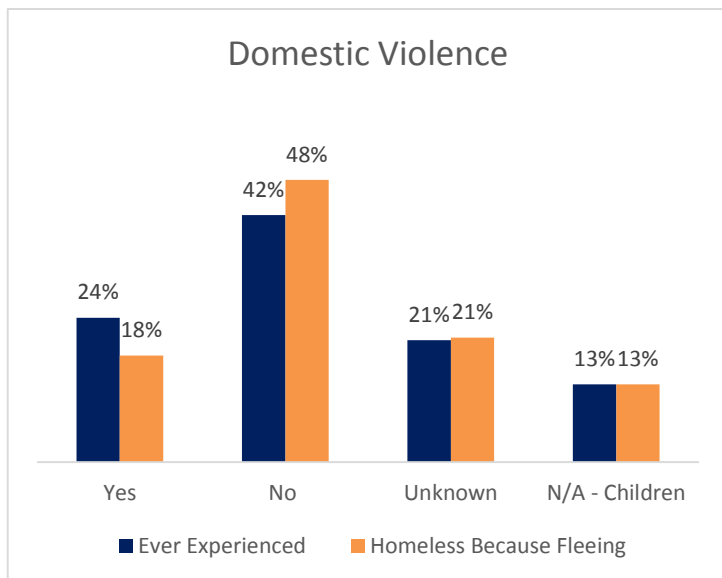
## SERVICES



The chart below indicates the responses to the question: "Would you like any follow-up services?"



## BACKGROUND



# Appendices

# Appendix A

## BACKGROUND AND AFTER-ACTION REPORT

### BACKGROUND

The Yolo County Homeless and Poverty Action Coalition conducted its 2019 Homeless Count on January 22, 2019. The Homeless Count, also known as the Point-in-Time Count, is a survey of individuals and families identified as experiencing sheltered or unsheltered homelessness within the boundaries of Yolo County on a single night in January.

#### Reason for Conducting the Count

The U.S Department of Housing and Urban Development (HUD) requires all communities that receive grant funding from HUD for addressing homelessness to conduct an annual count of people experiencing sheltered homelessness and a bi-annual count of people experiencing unsheltered homelessness. 2019 was a year in which HUD requires both a sheltered and unsheltered count.

In addition to allowing the community to secure grant funding from HUD, the count data can be used when applying for funding from other funders, provides detailed information on the demographics and needs of people experiencing homelessness in Yolo, and allows homeless service providers in Yolo to target their services to meet the specific needs of those they serve.

#### Scheduling the Count

HUD requires that all communities conduct the count on a single night during the last ten days of January, to allow for consistency in comparing count data across communities. Each community may select the date of the count, within the ten-day timeframe.

#### Definition of Homelessness

HUD has developed a definition of homelessness that guides our count activities, as follows:

A person is considered homeless only when he or she is:

- living in places not meant for human habitation, or
- living in an emergency shelter, or
- living in transitional housing for the homeless but originally came from the streets or an emergency shelter, or
- staying in a motel paid for by a public or private agency because the person or family is homeless.

Anyone who does not meet this definition cannot be included in the count data that is reported to HUD.

#### Limitations of the Count

When considering the numbers in the count it is important to recognize that they reflect only those persons identified as homeless within the county on a single day. Many people move in and out of homelessness during the course of a year, meaning that the actual number of people experiencing homeless in 2019 may be much higher than the numbers included in this report.



Additionally, the count does not include people who are doubled up in conventional housing; people who are couch surfing; adults living in a mental health facility, chemical dependency facility, criminal justice facility, or permanent supportive housing; or youth living in residential treatment facilities, emergency foster care, or detention facilities. People living in these circumstances do not meet the HUD definition of homelessness, and therefore, cannot be included in the count.

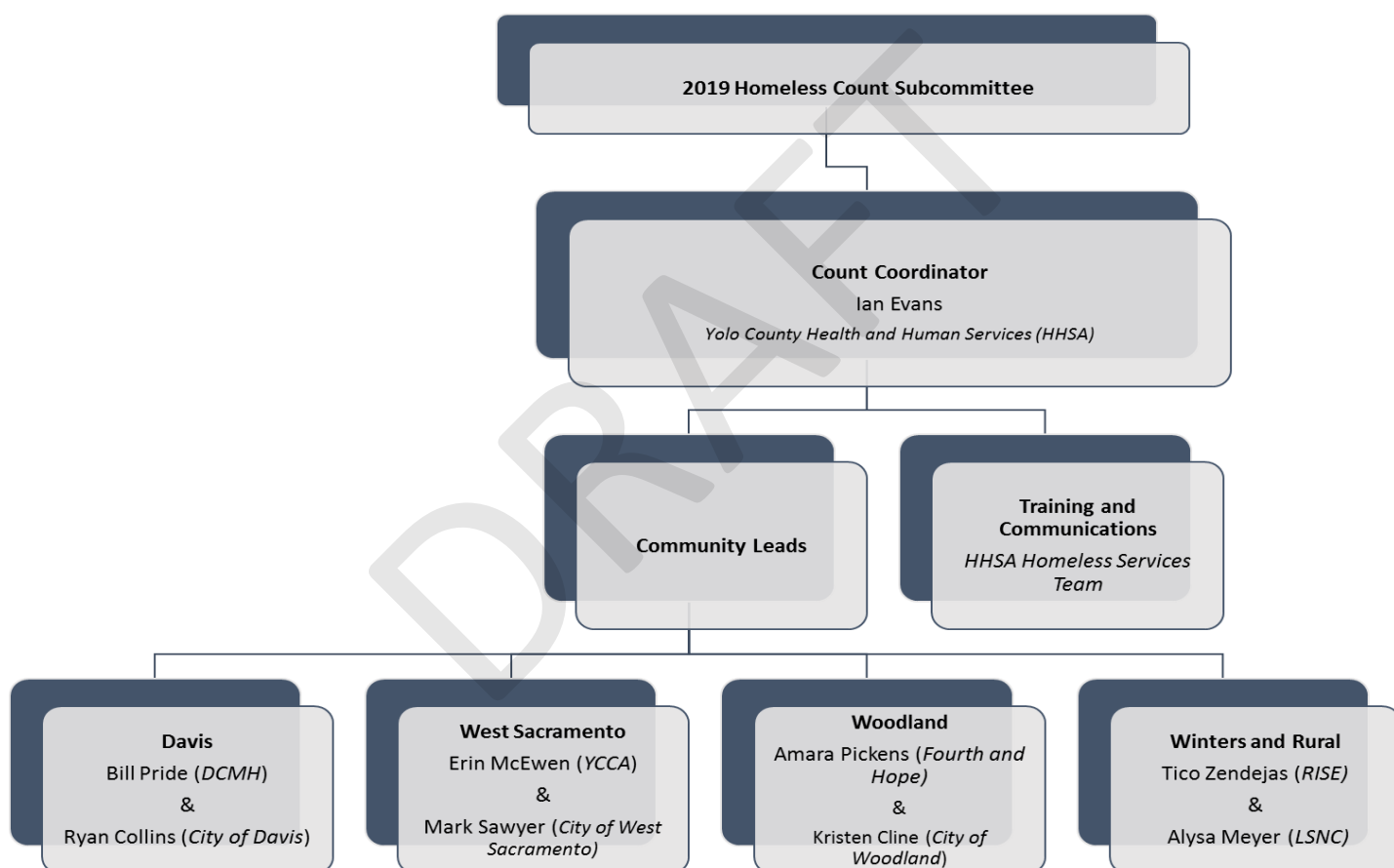
DRAFT

## AFTER-ACTION REPORT

### Homeless Count Subcommittee and Organizational Structure

The 2019 Homeless Count Subcommittee convened for the first time in October 2018 to begin preparing for the count. In total, the Planning Group met four times before the count. In April 2019, the HPAC Data Subcommittee met to review the collected data before preparing the official report to HUD. The group included representatives from all four major Cities, several County programs, and numerous local homeless service providers. The flow chart below features this year's count organizational structure.

The Lead in each community was responsible for local volunteer recruitment and training, coordinating activities on the day of the count, and distributing any incentives that were available to count participants. Each Lead developed a plan for implementation of the count in their community, and shared with the larger Planning Group at their final meeting before the count.



### Successes

- Planning process was inclusionary and collaborative.
- The thorough group review of the survey resulted in the elimination and/or simplification of questions. Also resulted in the collection of more relevant and meaningful data.
- Appointing Community Leads allowed the local experts to develop a count plan that made sense for the unique needs of each area.

- Several communities relied on local resources and donations to offer incentives. For example, one community offered food to encourage participants to complete the survey.

### Challenges

- Some key stakeholders did not participate in the count planning process, including some homeless service providers, school district representatives, library staff, and current and/or formerly homeless persons.
- Despite convening the Planning Group in October 2018, the process still seemed rushed.
- Lack of dedicated and/or communitywide funding for count activities.

### Recommended Improvements

- Ensure broad participation from the beginning by reaching out to key stakeholders in advance of the first meeting, with a focused effort on ensuring that all agencies who offer homeless service projects are included.
- If Community Lead organizational structure is the model for the next count, consider earlier recruitment and identification of a Winters and rural Community Lead.
- If Community Lead organizational structure is the model for the next count, collect plans from Community Leads at least one month in advance of the count.
- Finalize and release survey at least one month in advance of the count.
- Apply for grants or other funding to provide count-specific financial support including money for purchasing count incentives.

### Count Date and Methodology

HUD requires that the count occur on one night within the last ten calendar days in January. Yolo County selected the count date of Monday, January 22, 2019.

While HPAC conducted the majority of count activities on the morning of January 23<sup>rd</sup>, additional count activities occurred over the course of the seven days following the night of Monday, January 22<sup>nd</sup>. This approach, known as a post-night count, allows enumerators several days to ensure a complete canvassing of the community. The majority of individuals counted in this way were those who had been sheltered in Emergency Shelter or Transitional Housing on the night of January 22, 2019. The one potential drawback to the “post-night count” approach is that it increases the chances of double counting. In an effort to avoid double counting, enumerators collected the initials as well as birth month and year of each participant. While not personally identifying, the information helps to flag any potential duplicates post-count.

In terms of methodology, HPAC used a mixed-methods approach consisting of the following:

- Complete census count
  - In this approach, teams of enumerators canvassed Yolo County’s entire geography and searched for persons experiencing unsheltered homelessness.
- Known location count
  - This approach identified locations where there were known encampments and sent enumerators there.
- Service-based count
  - This approach placed enumerators at social service centers and other locations where persons experiencing homelessness may access assistance.

### Successes

- Usage of the “post-night count” methodology, proved effective in identifying additional persons experiencing homelessness on the count date.

## Challenges

- Since one specific day for each community was not set (as had been done in 2015), most communities conducted their major activities on the same day. This decreased the pool of trained staff that could have assisted in multiple communities.

## Recommended Improvements

- Continue with usage of “post-night count” methodology.
- Discuss the benefits and drawbacks of staggering the major activities within communities by designating set days.

## Survey Forms and Data

As in 2017, HPAC utilized three different survey forms:

1. For those experiencing sheltered homelessness
2. For those experiencing unsheltered homelessness
3. For those that were visually counted, but not surveyed

Enumerators had the option of using paper surveys or electronic surveys on a tablet to conduct the count.

Once all surveying was complete, County staff entered all paper surveys into the electronic survey system, exported the data and combined it with surveys completed electronically. Staff also completed all data clean up and coding. Next, County staff analyzed the data, created the count report, and reported the required numbers to HUD. The reports required by HUD were reviewed by HPAC prior to submission.

## Successes

- Survey forms worked well and included easy-to-follow directions and relevant questions.
- Collecting the initials as well as birth month and year served as an important cross reference for de-duplication purposes.

## Challenges

- Data collation and coding was tedious and cumbersome.
- Not many enumerators utilized the electronic survey form.
- Despite much of the survey information being available in the Homeless Management Information System (HMIS) database, all shelter service providers still chose to complete individual surveys. This may affect data quality and is more time intensive.

## Recommended Improvements

- Continue collecting the initials as well as birth month and year to assist with de-duplication efforts.
- Explore more technologically advanced options for collecting survey data to minimize administrative burden.
- Provide more hands-on training to shelter providers to help them prepare for the count and fully utilize the data contained in the HMIS rather than individual surveys.

## Communications and Training

Given the recommendations from the 2017 count, HPAC decided to once again convene a Communications and Training Subcommittee. The Subcommittee’s primary charges were to:

- Ensure consistent messaging among providers and enumerators about the count purpose and expressing needs for assistance.
- Create a resource that assists in training volunteers, while still allowing individual communities the autonomy to design and implement training based on unique needs of the region.
- Convene at least one “train the trainer” session to ensure better data quality and consistency among communities.

### Successes

- Following recommendations from the 2017 count report, a “train the trainer” session was held to ensure better data quality and consistency among communities. Community Leads and volunteers attended this training.

### Challenges

- Despite the countywide training session, the level of training still differed among communities, which may have affected the quality of data collection. For example, one community was unable to attend the countywide training and offered a training in advance of its count day.
- While the “train the trainer” session was effective for training volunteers on how to survey individuals encountered during the count, Community Leads lacked a strategy session for how activities would be implemented “on the ground”.

### Recommended Improvements

- Continue to have early discussions about communication and training needs.
  - As opposed to other communities who publicize their counts and seek community involvement, Yolo has historically chosen not to advertise its count and relied more on trained staff than volunteers. This is largely because Yolo’s geographic area is small enough to be thoroughly canvassed by already existing staff, but also because Yolo lacks the bandwidth to provide sufficient volunteer training and management. Despite this, it is important to revisit this discussion for every count and understand the tradeoffs involved with these decisions.
- Continue to hold “train the trainer” sessions and ensure that all Community Leads are able to participate.
  - Encourage Community Leads to establish leadership and delineate tasks early on in the planning process.
- Hold an “on the ground” strategy session for Community Leads to discuss their plans for implementing the count activities in the field, and establish clear methods for communication on the day of the count.

# Appendix B

## DATA TABLES

### Homelessness on a Single Night (January 22, 2019)

	Davis	West Sacramento	Woodland	Winters and Rural	Total Countywide
Sheltered	76	107	75	0	258
Unsheltered	114	85	163	35	397
<b>Combined Total</b>	<b>190</b>	<b>192</b>	<b>238</b>	<b>35</b>	<b>655</b>

### Homelessness Over Time (2009-2019)

	2009	2011	2013	2015	2017	2019
<b>Sheltered</b>						
Davis	80	69	91	79	83	76
West Sacramento	29	19	39	87	87	107
Woodland	93	117	146	138	80	75
Winters and Rural	0	0	0	0	0	0
<b>Sheltered Total</b>	<b>202</b>	<b>205</b>	<b>276</b>	<b>304</b>	<b>250</b>	<b>258</b>
<b>Unsheltered</b>						
Davis	34	48	23	52	63	114
West Sacramento	201	173	126	80	87	85
Woodland	52	34	40	54	51	163
Winters and Rural	2	8	9	8	8	35
<b>Unsheltered Total</b>	<b>289</b>	<b>263</b>	<b>198</b>	<b>194</b>	<b>209</b>	<b>397</b>
<b>Combined</b>						
Davis	114	117	114	131	146	190
West Sacramento	230	192	165	167	174	192
Woodland	145	151	186	192	131	238
Winters and Rural	2	8	9	8	8	35
<b>Combined Total</b>	<b>491</b>	<b>468</b>	<b>474</b>	<b>498</b>	<b>459</b>	<b>655</b>

## Demographics

### Household Status - Persons

	Davis	West Sacramento	Woodland	Winters and Rural	Total Countywide
<b>Sheltered</b>					
Persons in Households with Children	33	74	27	0	134
Persons in Households w/o Children - (includes single individuals)	43	33	48	0	124
<b>Sheltered Total</b>	<b>76</b>	<b>107</b>	<b>75</b>	<b>0</b>	<b>258</b>
<b>Unsheltered</b>					
Persons in Households with Children	0	0	0	0	0
Persons in Households w/o Children - (includes single individuals)	114	85	163	35	397
<b>Unsheltered Total</b>	<b>114</b>	<b>85</b>	<b>163</b>	<b>35</b>	<b>397</b>
<b>Combined</b>					
Persons in Households with Children	33	74	27	0	134
Persons in Households w/o Children - (includes single individuals)	157	118	211	35	521
<b>Combined Total</b>	<b>190</b>	<b>192</b>	<b>238</b>	<b>35</b>	<b>655</b>
<b>Household Status – Household Type</b>					
	Davis	West Sacramento	Woodland	Winters and Rural	Total Countywide
<b>Sheltered</b>					
Households of 1 (w/o Children)	41	31	42	0	114
Households of 2 or more (with Children)	9	19	9	0	37
Households of 2 or more (w/o) Children	1	1	3	0	5
<b>Sheltered Total</b>	<b>51</b>	<b>51</b>	<b>54</b>	<b>0</b>	<b>156</b>
<b>Unsheltered</b>					
Households of 1 (w/o Children)	99	73	147	25	344
Households of 2 or more (with Children)	0	0	0	0	0
Households of 2 or more (w/o Children)	7	6	7	5	25
<b>Unsheltered Total</b>	<b>106</b>	<b>79</b>	<b>154</b>	<b>30</b>	<b>369</b>
<b>Combined</b>					
Households of 1 (w/o Children)	140	104	189	25	458
Households of 2 or more (with Children)	9	19	9	0	37
Households of 2 or more (w/o Children)	8	7	10	5	30
<b>Combined Total</b>	<b>157</b>	<b>120</b>	<b>208</b>	<b>30</b>	<b>525</b>



Age	Davis	West Sacramento	Woodland	Winters and Rural	Total Countywide
<b>Sheltered</b>					
Children (0-17)	23	46	17	0	86
Young Adults (18-24)	4	20	7	0	31
Adults (25-54)	33	34	29	0	96
Older Adults (55+)	15	7	20	0	42
Unknown	1	0	2	0	3
<b>Sheltered Total</b>	<b>76</b>	<b>107</b>	<b>75</b>	<b>0</b>	<b>258</b>
<b>Unsheltered</b>					
Children (0-17)	0	0	0	0	0
Young Adults (18-24)	4	5	6	0	15
Adults (25-54)	67	53	109	18	247
Older Adults (55+)	31	18	34	7	90
Unknown	12	9	14	10	45
<b>Unsheltered Total</b>	<b>114</b>	<b>85</b>	<b>163</b>	<b>35</b>	<b>397</b>
<b>Combined</b>					
Children (0-17)	23	46	17	0	86
Young Adults (18-24)	8	25	13	0	46
Adults (25-54)	100	87	138	18	343
Older Adults (55+)	46	25	54	7	132
Unknown	13	9	16	10	48
<b>Combined Total</b>	<b>190</b>	<b>192</b>	<b>238</b>	<b>35</b>	<b>655</b>

<b>Gender</b>					
	<b>Davis</b>	<b>West Sacramento</b>	<b>Woodland</b>	<b>Winters and Rural</b>	<b>Total Countywide</b>
<b>Sheltered</b>					
Female	38	52	33	0	123
Male	36	55	40	0	131
Transgender: Male to Female	0	0	0	0	0
Transgender: Female to Male	0	0	0	0	0
Gender Non-Conforming	0	0	0	0	0
Unknown	2	0	2	0	4
<b>Sheltered Total</b>	<b>76</b>	<b>107</b>	<b>75</b>	<b>0</b>	<b>258</b>
<b>Unsheltered</b>					
Female	24	26	38	13	101
Male	84	51	121	20	276
Transgender: Male to Female	0	0	1	0	1
Transgender: Female to Male	0	0	0	0	0
Gender Non-Conforming	1	0	0	0	1
Unknown	5	8	3	2	18
<b>Unsheltered Total</b>	<b>114</b>	<b>85</b>	<b>163</b>	<b>35</b>	<b>397</b>
<b>Combined</b>					
Female	62	78	71	13	224
Male	120	106	161	20	407
Transgender: Male to Female	0	0	1	0	1
Transgender: Female to Male	0	0	0	0	0
Gender Non-Conforming	1	0	0	0	1
Unknown	7	8	5	2	22
<b>Combined Total</b>	<b>190</b>	<b>192</b>	<b>238</b>	<b>35</b>	<b>655</b>

<b>Veteran Status</b>					
	<b>Davis</b>	<b>West Sacramento</b>	<b>Woodland</b>	<b>Winters and Rural</b>	<b>Total Countywide</b>
<b>Sheltered</b>					
Yes	3	0	2	0	5
No	67	99	66	0	232
Unknown	6	8	7	0	21
<b>Sheltered Total</b>	<b>76</b>	<b>107</b>	<b>75</b>	<b>0</b>	<b>258</b>
<b>Unsheltered</b>					
Yes	7	7	12	4	30
No	54	71	121	21	267
Unknown	53	7	30	10	100
<b>Unsheltered Total</b>	<b>114</b>	<b>85</b>	<b>163</b>	<b>35</b>	<b>397</b>
<b>Combined</b>					
Yes	10	7	14	4	35
No	121	170	187	21	499
Unknown	59	15	37	10	121
<b>Combined Total</b>	<b>190</b>	<b>192</b>	<b>238</b>	<b>35</b>	<b>655</b>
<b>Pregnant</b>					
	<b>Davis</b>	<b>West Sacramento</b>	<b>Woodland</b>	<b>Winters and Rural</b>	<b>Total Countywide</b>
<b>Sheltered</b>					
Yes	0	4	1	0	5
No	74	89	70	0	233
Unknown	2	14	4	0	20
<b>Sheltered Total</b>	<b>76</b>	<b>107</b>	<b>75</b>	<b>0</b>	<b>258</b>
<b>Unsheltered</b>					
Yes	0	1	0	0	1
No	62	58	92	20	232
Unknown	52	26	71	15	164
<b>Unsheltered Total</b>	<b>114</b>	<b>85</b>	<b>163</b>	<b>35</b>	<b>397</b>
<b>Combined</b>					
Yes	0	5	1	0	6
No	136	147	162	20	465
Unknown	54	40	75	15	184
<b>Combined Total</b>	<b>190</b>	<b>192</b>	<b>238</b>	<b>35</b>	<b>655</b>

<b>Race</b>					
	<b>Davis</b>	<b>West Sacramento</b>	<b>Woodland</b>	<b>Winters and Rural</b>	<b>Total Countywide</b>
<b>Sheltered</b>					
African American	9	34	15	0	58
Asian	9	0	0	0	9
American Indian/Alaska Native	3	1	1	0	5
Hawaiian/Pacific Islander	2	1	3	0	6
Multiple Races	9	2	2	0	13
White	29	38	46	0	113
Unknown	15	31	8	0	54
<b>Sheltered Total</b>	<b>76</b>	<b>107</b>	<b>75</b>	<b>0</b>	<b>258</b>
<b>Unsheltered</b>					
African American	8	10	14	3	35
Asian	0	0	1	0	1
American Indian/Alaska Native	4	2	4	1	11
Hawaiian/Pacific Islander	0	1	5	0	6
Multiple Races	6	2	3	1	12
White	54	52	109	21	236
Unknown	42	18	27	9	96
<b>Unsheltered Total</b>	<b>114</b>	<b>85</b>	<b>163</b>	<b>35</b>	<b>397</b>
<b>Combined</b>					
African American	17	44	29	3	93
Asian	9	0	1	0	10
American Indian/Alaska Native	7	3	5	1	16
Hawaiian/Pacific Islander	2	2	8	0	12
Multiple Races	15	4	5	1	25
White	83	90	155	21	349
Unknown	57	49	35	9	150
<b>Combined Total</b>	<b>190</b>	<b>192</b>	<b>238</b>	<b>35</b>	<b>655</b>
<b>Ethnicity</b>					
	<b>Davis</b>	<b>West Sacramento</b>	<b>Woodland</b>	<b>Winters and Rural</b>	<b>Total Countywide</b>
<b>Sheltered</b>					
Hispanic/Latino	15	34	21	0	70
Non-Hispanic/Non-Latino	53	46	44	0	143
Unknown	8	27	10	0	45
<b>Sheltered Total</b>	<b>76</b>	<b>107</b>	<b>75</b>	<b>0</b>	<b>258</b>
<b>Unsheltered</b>					
Hispanic/Latino	17	13	44	2	76
Non-Hispanic/Non-Latino	44	43	71	18	176
Unknown	53	29	48	15	145
<b>Unsheltered Total</b>	<b>114</b>	<b>85</b>	<b>163</b>	<b>35</b>	<b>397</b>
<b>Combined</b>					
Hispanic/Latino	32	47	65	2	146
Non-Hispanic/Non-Latino	97	89	115	18	319
Unknown	61	56	58	15	190
<b>Combined Total</b>	<b>190</b>	<b>192</b>	<b>238</b>	<b>35</b>	<b>655</b>

## Homeless Status

### Sleeping Location

	Davis	West Sacramento	Woodland	Winters and Rural	Total Countywide
<b>Sheltered</b>					
Emergency Shelter: Year-Round Shelter	20	8	31	0	59
Emergency Shelter: Seasonal Shelter	24	10	17	0	51
Emergency Shelter: Hotel/Motel paid by Social Service Agency	11	69	22	0	102
Transitional Housing	21	20	5	0	46
<b>Sheltered Total</b>	<b>76</b>	<b>107</b>	<b>75</b>	<b>0</b>	<b>258</b>
<b>Unsheltered</b>					
Abandoned Building	0	0	2	0	2
Building not meant for Sleeping	1	1	3	0	5
Outside	102	69	114	30	315
Car, Camper, RV with no hookups	7	13	28	4	52
Someone Else's Home (outside, garage, shed)	4	2	16	1	23
<b>Unsheltered Total</b>	<b>114</b>	<b>85</b>	<b>163</b>	<b>35</b>	<b>397</b>

## History of Homelessness in Yolo County

### Length of Stay in Yolo County

	Davis	West Sacramento	Woodland	Winters and Rural	Total Countywide
<b>Unsheltered</b>					
Less than 1 Year	13	12	16	0	41
1-3 yr	10	12	19	1	42
4-6 yr	8	7	13	3	31
7-10 yr	7	10	10	2	29
11-13 yr	0	10	13	0	23
14-20 yr	4	8	16	3	31
21-29 yr	5	4	9	2	20
30+	14	12	26	10	62
Unknown	53	10	41	14	118
<b>Unsheltered Total</b>	<b>114</b>	<b>85</b>	<b>163</b>	<b>35</b>	<b>397</b>

<i>Reason for Coming to Yolo County</i>					
	Davis	West Sacramento	Woodland	Winters and Rural	Total Countywide
<b>Unsheltered</b>					
Affordable Housing	0	1	0	0	1
Family Here	6	25	39	5	75
Friends Here	6	8	12	3	29
Good Social Services	8	0	6	1	15
Grew Up Here	17	17	31	10	75
Police/Probation	0	2	10	0	12
Violence	1	2	0	0	3
School	1	0	1	0	2
Work	5	4	5	0	14
Weather	2	0	2	0	4
Voluntary Travel/Relocation	13	5	5	1	24
Stranded/Stuck	0	2	4	0	6
Foster Care	0	0	2	0	2
Other	0	1	3	0	4
Unknown	55	18	43	15	131
<b>Unsheltered Total</b>	<b>114</b>	<b>85</b>	<b>163</b>	<b>35</b>	<b>397</b>
<i>Where Lived Immediately Prior to Yolo County</i>					
	Davis	West Sacramento	Woodland	Winters and Rural	Total Countywide
<b>Unsheltered</b>					
N/A: Lived in Yolo County All Life	7	8	17	4	36
Sacramento	15	23	18	1	57
Other CA	25	18	43	5	91
Other State	7	14	19	8	48
Other Country	1	0	2	0	3
Unknown	59	22	64	17	162
<b>Unsheltered Total</b>	<b>114</b>	<b>85</b>	<b>163</b>	<b>35</b>	<b>397</b>

**Chronic Homelessness - Adults Only****Long-Term Homeless (Homeless at least 1 yr)**

	Davis	West Sacramento	Woodland	Winters and Rural	Total Countywide
<b>Sheltered</b>					
Yes	11	36	39	0	86
No	16	20	17	0	53
Unknown	26	5	2	0	33
N/A - Children	23	46	17	0	86
<b>Sheltered Total</b>	<b>76</b>	<b>107</b>	<b>75</b>	<b>0</b>	<b>258</b>
<b>Unsheltered</b>					
Yes	42	67	106	19	234
No	18	9	24	7	58
Unknown	54	9	33	9	105
N/A - Children	0	0	0	0	0
<b>Unsheltered Total</b>	<b>114</b>	<b>85</b>	<b>163</b>	<b>35</b>	<b>397</b>
<b>Combined</b>					
Yes	53	103	145	19	320
No	34	29	41	7	111
Unknown	80	14	35	9	138
N/A - Children	23	46	17	0	86
<b>Combined Total</b>	<b>190</b>	<b>192</b>	<b>238</b>	<b>35</b>	<b>655</b>
<b>Frequently Homeless (Homeless at least 4 occasions in last 3 yrs)</b>					
	Davis	West Sacramento	Woodland	Winters and Rural	Total Countywide
<b>Sheltered</b>					
Yes	8	25	38	0	71
No	17	28	17	0	62
Unknown	28	8	3	0	39
N/A - Children	23	46	17	0	86
<b>Sheltered Total</b>	<b>76</b>	<b>107</b>	<b>75</b>	<b>0</b>	<b>258</b>
<b>Unsheltered</b>					
Yes	26	40	86	15	167
No	22	31	44	11	108
Unknown	66	14	33	9	122
N/A - Children	0	0	0	0	0
<b>Unsheltered Total</b>	<b>114</b>	<b>85</b>	<b>163</b>	<b>35</b>	<b>397</b>
<b>Combined</b>					
Yes	34	65	124	15	238
No	39	59	61	11	170
Unknown	94	22	36	9	161
N/A - Children	23	46	17	0	86
<b>Combined Total</b>	<b>190</b>	<b>192</b>	<b>238</b>	<b>35</b>	<b>655</b>



**Chronically Homeless per HUD Definition\* (Frequently/Long-Term Homeless + Disability)**

	Davis	West Sacramento	Woodland	Winters and Rural	Total Countywide
<b>Sheltered</b>					
Yes	4	16	11	0	31
No	22	38	45	0	105
Unknown	27	7	2	0	36
N/A - Children	23	46	17	0	86
<b>Sheltered Total</b>	<b>76</b>	<b>107</b>	<b>75</b>	<b>0</b>	<b>258</b>
<b>Unsheltered</b>					
Yes	31	41	57	7	136
No	23	17	34	10	84
Unknown	60	27	72	18	177
N/A - Children	0	0	0	0	0
<b>Unsheltered Total</b>	<b>114</b>	<b>85</b>	<b>163</b>	<b>35</b>	<b>397</b>
<b>Combined</b>					
Yes	35	57	68	7	167
No	45	55	79	10	189
Unknown	87	34	74	18	213
N/A - Children	23	46	17	0	86
<b>Combined Total</b>	<b>190</b>	<b>192</b>	<b>238</b>	<b>35</b>	<b>655</b>

\*The Department of Housing and Urban Development (HUD) considers an individual to be "Chronically Homeless" when: 1) the individual has been homeless for at least 12 consecutive months, or homeless on at least 4 separate occasions, totaling 12 months or more, within the last 3 years; AND 2) can be diagnosed with PTSD, a serious mental illness, substance use disorder, a developmental disability, or a cognitive or physical illness or disability.

**Health Status - Adults Only****Post-Traumatic Stress Disorder (PTSD)**

	Davis	West Sacramento	Woodland	Winters and Rural	Total Countywide
<b>Sheltered</b>					
Yes	16	18	25	0	59
No	14	35	27	0	76
Unknown	23	8	6	0	37
N/A - Children	23	46	17	0	86
<b>Sheltered Total</b>	<b>76</b>	<b>107</b>	<b>75</b>	<b>0</b>	<b>258</b>
<b>Unsheltered</b>					
Yes	22	23	27	8	80
No	36	47	101	17	201
Unknown	56	15	35	10	116
N/A - Children	0	0	0	0	0
<b>Unsheltered Total</b>	<b>114</b>	<b>85</b>	<b>163</b>	<b>35</b>	<b>397</b>
<b>Combined</b>					
Yes	38	41	52	8	139
No	50	82	128	17	277
Unknown	79	23	41	10	153
N/A - Children	23	46	17	0	86
<b>Combined Total</b>	<b>190</b>	<b>192</b>	<b>238</b>	<b>35</b>	<b>655</b>

**Serious Mental Illness (SMI)**

	Davis	West Sacramento	Woodland	Winters and Rural	Total Countywide
<b>Sheltered</b>					
Yes	11	20	16	0	47
No	19	35	37	0	91
Unknown	23	6	5	0	34
N/A - Children	23	46	17	0	86
<b>Sheltered Total</b>	<b>76</b>	<b>107</b>	<b>75</b>	<b>0</b>	<b>258</b>
<b>Unsheltered</b>					
Yes	21	25	31	3	80
No	40	44	100	22	206
Unknown	53	16	32	10	111
N/A - Children	0	0	0	0	0
<b>Unsheltered Total</b>	<b>114</b>	<b>85</b>	<b>163</b>	<b>35</b>	<b>397</b>
<b>Combined</b>					
Yes	32	45	47	3	127
No	59	79	137	22	297
Unknown	76	22	37	10	145
N/A - Children	23	46	17	0	86
<b>Combined Total</b>	<b>190</b>	<b>192</b>	<b>238</b>	<b>35</b>	<b>655</b>

**Substance Use Disorder (SUD)**

	Davis	West Sacramento	Woodland	Winters and Rural	Total Countywide
<b>Sheltered</b>					
Yes	9	18	15	0	42
No	21	38	38	0	97
Unknown	23	5	5	0	33
N/A - Children	23	46	17	0	86
<b>Sheltered Total</b>	<b>76</b>	<b>107</b>	<b>75</b>	<b>0</b>	<b>258</b>
<b>Unsheltered</b>					
Yes	20	33	72	7	132
No	41	37	58	17	153
Unknown	53	15	33	11	112
N/A - Children	0	0	0	0	0
<b>Unsheltered Total</b>	<b>114</b>	<b>85</b>	<b>163</b>	<b>35</b>	<b>397</b>
<b>Combined</b>					
Yes	29	51	87	7	174
No	62	75	96	17	250
Unknown	76	20	38	11	145
N/A - Children	23	46	17	0	86
<b>Combined Total</b>	<b>190</b>	<b>192</b>	<b>238</b>	<b>35</b>	<b>655</b>

<b>Development Disability</b>					
	<b>Davis</b>	<b>West Sacramento</b>	<b>Woodland</b>	<b>Winters and Rural</b>	<b>Total Countywide</b>
<b>Sheltered</b>					
Yes	2	5	14	0	21
No	30	49	34	0	113
Unknown	21	7	10	0	38
N/A - Children	23	46	17	0	86
<b>Sheltered Total</b>	<b>76</b>	<b>107</b>	<b>75</b>	<b>0</b>	<b>258</b>
<b>Unsheltered</b>					
Yes	10	16	16	4	46
No	50	56	113	21	240
Unknown	54	13	34	10	111
N/A - Children	0	0	0	0	0
<b>Unsheltered Total</b>	<b>114</b>	<b>85</b>	<b>163</b>	<b>35</b>	<b>397</b>
<b>Combined</b>					
Yes	12	21	30	4	67
No	80	105	147	21	353
Unknown	75	20	44	10	149
N/A - Children	23	46	17	0	86
<b>Combined Total</b>	<b>190</b>	<b>192</b>	<b>238</b>	<b>35</b>	<b>655</b>
<b>Physical Illness or Disability</b>					
	<b>Davis</b>	<b>West Sacramento</b>	<b>Woodland</b>	<b>Winters and Rural</b>	<b>Total Countywide</b>
<b>Sheltered</b>					
Yes	10	19	17	0	46
No	21	35	34	0	90
Unknown	22	7	7	0	36
N/A - Children	23	46	17	0	86
<b>Sheltered Total</b>	<b>76</b>	<b>107</b>	<b>75</b>	<b>0</b>	<b>258</b>
<b>Unsheltered</b>					
Yes	23	32	34	11	100
No	38	43	95	14	190
Unknown	53	10	34	10	107
N/A - Children	0	0	0	0	0
<b>Unsheltered Total</b>	<b>114</b>	<b>85</b>	<b>163</b>	<b>35</b>	<b>397</b>
<b>Combined</b>					
Yes	33	51	51	11	146
No	59	78	129	14	280
Unknown	75	17	41	10	143
N/A - Children	23	46	17	0	86
<b>Combined Total</b>	<b>190</b>	<b>192</b>	<b>238</b>	<b>35</b>	<b>655</b>

<b>Number of Health Issues</b>					
	<b>Davis</b>	<b>West Sacramento</b>	<b>Woodland</b>	<b>Winters and Rural</b>	<b>Total Countywide</b>
<b>Sheltered</b>					
1	12	15	11	0	38
2	6	7	10	0	23
3	4	9	10	0	23
4	3	5	4	0	12
5	0	1	2	0	3
6	0	0	0	0	0
None	5	18	15	0	39
Unknown	23	6	6	0	35
N/A - Children	23	46	17	0	85
<b>Sheltered Total</b>	<b>76</b>	<b>107</b>	<b>75</b>	<b>0</b>	<b>258</b>
<b>Unsheltered</b>					
1	15	17	54	12	98
2	16	18	31	4	69
3	7	16	10	3	36
4	6	6	6	1	19
5	1	1	2	0	4
6	0	0	0	0	0
None	15	14	29	5	63
Unknown	54	13	31	10	108
N/A - Children	0	0	0	0	0
<b>Unsheltered Total</b>	<b>114</b>	<b>85</b>	<b>163</b>	<b>35</b>	<b>397</b>
<b>Combined</b>					
1	27	32	65	12	136
2	22	25	41	4	92
3	11	25	20	3	59
4	9	11	10	1	31
5	1	2	4	0	7
6	0	0	0	0	0
None	21	32	44	5	102
Unknown	77	19	37	10	143
N/A - Children	23	46	17	0	86
<b>Combined Total</b>	<b>190</b>	<b>192</b>	<b>238</b>	<b>35</b>	<b>655</b>

<b>Co-occurring Mental Health &amp; Substance Use Disorders (COD)</b>					
	<b>Davis</b>	<b>West Sacramento</b>	<b>Woodland</b>	<b>Winters and Rural</b>	<b>Total Countywide</b>
<b>Sheltered</b>					
Yes	6	14	13	0	33
No	24	42	42	0	109
Unknown	23	5	3	0	31
N/A - Children	23	46	17	0	85
<b>Sheltered Total</b>	<b>76</b>	<b>107</b>	<b>75</b>	<b>0</b>	<b>258</b>
<b>Unsheltered</b>					
Yes	13	17	27	3	60
No	48	48	102	21	219
Unknown	53	20	34	11	118
N/A - Children	0	0	0	0	0
<b>Unsheltered Total</b>	<b>114</b>	<b>85</b>	<b>163</b>	<b>35</b>	<b>397</b>
<b>Combined</b>					
Yes	19	31	40	3	93
No	73	90	144	21	328
Unknown	76	25	37	11	149
N/A - Children	23	46	17	0	86
<b>Combined Total</b>	<b>190</b>	<b>192</b>	<b>238</b>	<b>35</b>	<b>655</b>
<b>Disability Benefits</b>					
	<b>Davis</b>	<b>West Sacramento</b>	<b>Woodland</b>	<b>Winters and Rural</b>	<b>Total Countywide</b>
<b>Sheltered</b>					
Yes	1	7	14	0	22
No	26	46	42	0	114
Unknown	26	8	2	0	36
N/A - Children	23	46	17	0	86
<b>Sheltered Total</b>	<b>76</b>	<b>107</b>	<b>75</b>	<b>0</b>	<b>258</b>
<b>Unsheltered</b>					
Yes	12	24	27	8	71
No	49	49	103	18	219
Unknown	53	12	33	9	107
N/A - Children	0	0	0	0	0
<b>Unsheltered Total</b>	<b>114</b>	<b>85</b>	<b>163</b>	<b>35</b>	<b>397</b>
<b>Combined</b>					
Yes	13	31	41	8	93
No	75	95	145	18	333
Unknown	79	20	35	9	143
N/A - Children	23	46	17	0	86
<b>Combined Total</b>	<b>190</b>	<b>192</b>	<b>238</b>	<b>35</b>	<b>655</b>

## Personal Information – Adults Only

### Income

	Davis	West Sacramento	Woodland	Winters and Rural	Total Countywide
<b>Sheltered</b>					
Yes	21	39	41	0	101
No	18	19	15	0	52
Unknown	14	3	2	0	19
N/A - Children	23	46	17	0	86
<b>Sheltered Total</b>	<b>76</b>	<b>107</b>	<b>75</b>	<b>0</b>	<b>258</b>
<b>Unsheltered</b>					
Yes	28	31	54	16	129
No	31	42	72	10	155
Unknown	55	12	37	9	113
N/A - Children	0	0	0	0	0
<b>Unsheltered Total</b>	<b>114</b>	<b>85</b>	<b>163</b>	<b>35</b>	<b>397</b>
<b>Combined</b>					
Yes	49	70	95	16	230
No	49	61	87	10	207
Unknown	69	15	39	9	132
N/A - Children	23	46	17	0	86
<b>Combined Total</b>	<b>190</b>	<b>192</b>	<b>238</b>	<b>35</b>	<b>655</b>

### Eviction

	Davis	West Sacramento	Woodland	Winters and Rural	Total Countywide
<b>Sheltered</b>					
Yes	21	39	41	0	101
No	18	19	15	0	52
Unknown	14	3	2	0	19
N/A - Children	23	46	17	0	86
<b>Sheltered Total</b>	<b>76</b>	<b>107</b>	<b>75</b>	<b>0</b>	<b>258</b>
<b>Unsheltered</b>					
Yes	9	30	38	10	87
No	50	45	92	15	202
Unknown	55	10	33	10	108
N/A - Children	0	0	0	0	0
<b>Unsheltered Total</b>	<b>114</b>	<b>85</b>	<b>163</b>	<b>35</b>	<b>397</b>
<b>Combined</b>					
Yes	30	69	79	10	188
No	68	64	107	15	254
Unknown	69	13	35	10	127
N/A - Children	23	46	17	0	86
<b>Combined Total</b>	<b>190</b>	<b>192</b>	<b>238</b>	<b>35</b>	<b>655</b>

**Criminal Conviction**

	Davis	West Sacramento	Woodland	Winters and Rural	Total Countywide
<b>Sheltered</b>					
Yes	21	39	41	0	101
No	18	19	15	0	52
Unknown	14	3	2	0	19
N/A - Children	23	46	17	0	86
<b>Sheltered Total</b>	<b>76</b>	<b>107</b>	<b>75</b>	<b>0</b>	<b>258</b>
<b>Unsheltered</b>					
Yes	37	45	107	19	208
No	23	30	26	6	85
Unknown	54	10	30	10	104
N/A - Children	0	0	0	0	0
<b>Unsheltered Total</b>	<b>114</b>	<b>85</b>	<b>163</b>	<b>35</b>	<b>397</b>
<b>Combined</b>					
Yes	58	84	148	19	309
No	41	49	41	6	137
Unknown	68	13	32	10	123
N/A - Children	23	46	17	0	86
<b>Combined Total</b>	<b>190</b>	<b>192</b>	<b>238</b>	<b>35</b>	<b>655</b>

**Foster Care**

	Davis	West Sacramento	Woodland	Winters and Rural	Total Countywide
<b>Sheltered</b>					
Yes	21	39	41	0	101
No	18	19	15	0	52
Unknown	14	3	2	0	19
N/A - Children	23	46	17	0	86
<b>Sheltered Total</b>	<b>76</b>	<b>107</b>	<b>75</b>	<b>0</b>	<b>258</b>
<b>Unsheltered</b>					
Yes	10	20	23	2	55
No	50	59	109	23	241
Unknown	54	6	31	10	101
N/A - Children	0	0	0	0	0
<b>Unsheltered Total</b>	<b>114</b>	<b>85</b>	<b>163</b>	<b>35</b>	<b>397</b>
<b>Combined</b>					
Yes	31	59	64	2	156
No	68	78	124	23	293
Unknown	68	9	33	10	120
N/A - Children	23	46	17	0	86
<b>Combined Total</b>	<b>190</b>	<b>192</b>	<b>238</b>	<b>35</b>	<b>655</b>

<b>Victim of Domestic Violence- Ever Experienced</b>					
	<b>Davis</b>	<b>West Sacramento</b>	<b>Woodland</b>	<b>Winters and Rural</b>	<b>Total Countywide</b>
<b>Sheltered</b>					
Yes	21	39	41	0	101
No	18	19	15	0	52
Unknown	14	3	2	0	19
N/A - Children	23	46	17	0	86
<b>Sheltered Total</b>	<b>76</b>	<b>107</b>	<b>75</b>	<b>0</b>	<b>258</b>
<b>Unsheltered</b>					
Yes	10	17	23	9	59
No	47	54	104	17	222
Unknown	57	14	36	9	116
N/A - Children	0	0	0	0	0
<b>Unsheltered Total</b>	<b>114</b>	<b>85</b>	<b>163</b>	<b>35</b>	<b>397</b>
<b>Combined</b>					
Yes	31	56	64	9	160
No	65	73	119	17	274
Unknown	71	17	38	9	135
N/A - Children	23	46	17	0	86
<b>Combined Total</b>	<b>190</b>	<b>192</b>	<b>238</b>	<b>35</b>	<b>655</b>
<b>Victim of Domestic Violence- Homeless Because Fleeing</b>					
	<b>Davis</b>	<b>West Sacramento</b>	<b>Woodland</b>	<b>Winters and Rural</b>	<b>Total Countywide</b>
<b>Sheltered</b>					
Yes	21	39	41	0	101
No	18	19	15	0	52
Unknown	14	3	2	0	19
N/A - Children	23	46	17	0	86
<b>Sheltered Total</b>	<b>76</b>	<b>107</b>	<b>75</b>	<b>0</b>	<b>258</b>
<b>Unsheltered</b>					
Yes	5	7	4	1	17
No	49	62	126	24	261
Unknown	60	16	33	10	119
N/A - Children	0	0	0	0	0
<b>Unsheltered Total</b>	<b>114</b>	<b>85</b>	<b>163</b>	<b>35</b>	<b>397</b>
<b>Combined</b>					
Yes	26	46	45	1	118
No	67	81	141	24	313
Unknown	74	19	35	10	138
N/A - Children	23	46	17	0	86
<b>Combined Total</b>	<b>190</b>	<b>192</b>	<b>238</b>	<b>35</b>	<b>655</b>



<b>Animal Ownership</b>					
	<b>Davis</b>	<b>West Sacramento</b>	<b>Woodland</b>	<b>Winters and Rural</b>	<b>Total Countywide</b>
<b>Sheltered</b>					
Yes	21	39	41	0	101
No	18	19	15	0	52
Unknown	14	3	2	0	19
N/A - Children	23	46	17	0	86
<b>Sheltered Total</b>	<b>76</b>	<b>107</b>	<b>75</b>	<b>0</b>	<b>258</b>
<b>Unsheltered</b>					
Yes	8	20	15	11	54
No	100	59	143	23	325
Unknown	6	6	5	1	18
N/A - Children	0	0	0	0	0
<b>Unsheltered Total</b>	<b>114</b>	<b>85</b>	<b>163</b>	<b>35</b>	<b>397</b>
<b>Combined</b>					
Yes	29	59	56	11	155
No	118	78	158	23	377
Unknown	20	9	7	1	37
N/A - Children	23	46	17	0	86
<b>Combined Total</b>	<b>190</b>	<b>192</b>	<b>238</b>	<b>35</b>	<b>655</b>
<b>Desire for Follow-up Services</b>					
	<b>Davis</b>	<b>West Sacramento</b>	<b>Woodland</b>	<b>Winters and Rural</b>	<b>Total Countywide</b>
<b>Sheltered</b>					
Yes	21	39	41	0	101
No	18	19	15	0	52
Unknown	14	3	2	0	19
N/A - Children	23	46	17	0	86
<b>Sheltered Total</b>	<b>76</b>	<b>107</b>	<b>75</b>	<b>0</b>	<b>258</b>
<b>Unsheltered</b>					
Yes	28	45	67	15	155
No	25	18	52	10	105
Unknown	61	22	44	10	137
N/A - Children	0	0	0	0	0
<b>Unsheltered Total</b>	<b>114</b>	<b>85</b>	<b>163</b>	<b>35</b>	<b>397</b>
<b>Combined</b>					
Yes	49	84	108	15	256
No	43	37	67	10	157
Unknown	75	25	46	10	156
N/A - Children	23	46	17	0	86
<b>Combined Total</b>	<b>190</b>	<b>192</b>	<b>238</b>	<b>35</b>	<b>655</b>

**Location:**  Davis  West Sacramento  Winters  Woodland  Rural/Unincorporated Yolo  Other: \_\_\_\_\_

**Date:**  1/22  1/23  1/24  1/25  1/26  1/27  1/28  1/29  1/30

**[INTRODUCE YOURSELF]:** Hello, my name is **[FIRST NAME]**, and I am conducting a brief housing survey. The survey will only take a few moments, is confidential, and will help us advocate for more resources. May I ask you a few questions about your housing and service needs?  Yes  No **[IF NO, COMPLETE VISUAL COUNT FORM]**

1. **Have you already taken this survey in the last few days?**  Yes  No **[IF YES, STOP SURVEY]**  
 2. **Where did you sleep on the night of the 22<sup>nd</sup> /last night/Tuesday night?**

<b>[CONTINUE SURVEY]</b>	<b>[STOP SURVEY]</b>
<input type="checkbox"/> Outside (such as tents, parks, underpasses)	<input type="checkbox"/> Own or rent home
<input type="checkbox"/> Someone else's home (outside or in a garage)	<input type="checkbox"/> Someone else's home (inside)
<input type="checkbox"/> Motel (paid for by agency because homeless)	<input type="checkbox"/> Motel (paid for with own money)
<input type="checkbox"/> Institution (if released after midnight to homelessness)	<input type="checkbox"/> Jail or prison
<input type="checkbox"/> Abandoned building, garage, shed, storage	<input type="checkbox"/> Hospital
<input type="checkbox"/> Building not meant for sleeping (such as a library)	<input type="checkbox"/> Treatment program
<input type="checkbox"/> Car, camper, RV (with no permanent hookups)	<input type="checkbox"/> Subsidized permanent housing program
<input type="checkbox"/> Emergency shelter	
<input type="checkbox"/> Transitional Housing	
<input type="checkbox"/> Other, please specify: _____	

3. **Was where you slept within the limits of . . . ?** **[STOP SURVEY IF LOCATION WAS KNOWN AND NOT WITHIN YOLO COUNTY]**  
 Davis  West Sacramento  Winters  Woodland  Rural/Unincorporated Yolo  Other: \_\_\_\_\_
4. **What brought you to Yolo County?** **[MARK ONE; MOST APPLICABLE ANSWER ONLY]**  
 Grew Up Here  Family Here  Friends Here  Good Social Services  Affordable Housing  Other: \_\_\_\_\_
5. **How long have you lived in Yolo County?**  
 Less than 1 Year  1-3 Years  4-6 Years  7-10 Years  11-13 Years  Other: \_\_\_\_\_
6. **Where did you live immediately prior to coming to Yolo County?** **[WRITE N/A IF LIVED IN YOLO COUNTY ENTIRE LIFE]**  
 City/Region: \_\_\_\_\_ State: \_\_\_\_\_
7. **What are your initials, birth month, and birth year?** Initials: \_\_\_\_\_ Birth Month: \_\_\_\_\_ Birth Year: \_\_\_\_\_
8. **Are you and everyone in your household:**  
 a. **...under age 25?**  Yes  No  Doesn't Know/Refused to Answer (DK/REF)  Unknown  
 b. **...under age 18?**  Yes  No  Doesn't Know/Refused to Answer (DK/REF)  Unknown
9. **How many people live with you (including you)?** **[THE ANSWERS IN B SHOULD TOTAL THE NUMBER OF PERSONS IN A]**  
 A. Total Number of Persons: \_\_\_\_\_ B1. Age 25 or Older: \_\_\_\_\_ B2. Age 18-24: \_\_\_\_\_ B3. Under 18: \_\_\_\_\_

	Person 1	Person 2	Person 3	Person 4	Person 5	Person 6	Person 7
<b>10. Initials</b>							
<b>11. Age</b>							
<b>12. Gender</b>							
Female							
Male							
Transgender: Male to Female							
Transgender: Female to Male							
Gender Non-Conforming							
Doesn't Know/Refused to Answer							
Unknown							
<b>13. Race [CHECK ALL THAT APPLY]</b>							
American Indian/Alaska Native							
Asian							
Black or African American							
Native Hawaiian/Pacific Islander							
White							
Doesn't Know/Refused to Answer							
Unknown							
<b>14. Ethnicity</b>							
Non-Hispanic/Non-Latino							
Hispanic/Latino							
Doesn't Know/Refused to Answer							
Unknown							

**[CONTINUE ON NEXT PAGE]**

<b>15. Pregnant</b>							
Yes							
No							
N/A							
Doesn't Know/Refused to Answer							
Unknown							

**[QUESTIONS FOR PERSON 1 (over age 18)]**

Initials: \_\_\_\_\_ Birth Month: \_\_\_\_\_ Birth Year: \_\_\_\_\_

- Have you been continuously homeless for at least 1 year?  Yes  No  Unknown  DK/REF
- Have you been homeless at least 4 separate occasions in the last 3 years?  Yes  No  Unknown  DK/REF
- [IF YES]** Was the combined length of time homeless at least 12 months?  Yes  No  Unknown  DK/REF
- Do you receive any disability benefits? **[SUCH AS SSI OR SSDI]**  Yes  No  Unknown  DK/REF
- Do you have other sources of income? Source: \_\_\_\_\_ Amount /mo. \$ \_\_\_\_\_  Yes  No  Unknown  DK/REF
- Have you ever been a victim of domestic violence?  Yes  No  Unknown  DK/REF
- Are you currently homeless because you are fleeing domestic violence, dating violence, sexual assault or stalking?  Yes  No  Unknown  DK/REF

8. Do you consider yourself to have, or has someone else told you that you have any of the following:				<b>[IF YES]</b> Does this severely interfere with your life?		
	Yes	No	Observation	Yes	No	Observation
Developmental Disability						
HIV/AIDS						
Post-Traumatic Stress Disorder						
Physical Illness or Disability			<input type="checkbox"/> Y <input type="checkbox"/> N			<input type="checkbox"/> Y <input type="checkbox"/> N
Serious Mental Illness			<input type="checkbox"/> Y <input type="checkbox"/> N			<input type="checkbox"/> Y <input type="checkbox"/> N
Substance Use Disorder			<input type="checkbox"/> Y <input type="checkbox"/> N			<input type="checkbox"/> Y <input type="checkbox"/> N

- Have you ever served in the U.S. Armed Forces?  Yes  No  Unknown  DK/REF
- Have you ever been activated into the National Guard or Reserve?  Yes  No  Unknown  DK/REF
- Are you a former foster youth?  Yes  No  Unknown  DK/REF
- Have you ever been convicted of a crime?  Yes  No  Unknown  DK/REF
- Have you ever been evicted?  Yes  No  Unknown  DK/REF
- Do you own an animal?  Yes  No  Unknown  DK/REF
- Do you desire any follow up services?  Yes  No  Unknown  DK/REF

**[QUESTIONS FOR PERSON 2 (over age 18)]**

Initials: \_\_\_\_\_ Birth Month: \_\_\_\_\_ Birth Year: \_\_\_\_\_

- Have you been continuously homeless for at least 1 year?  Yes  No  Unknown  DK/REF
- Have you been homeless at least 4 separate occasions in the last 3 years?  Yes  No  Unknown  DK/REF
- [IF YES]** Was the combined length of time homeless at least 12 months?  Yes  No  Unknown  DK/REF
- Do you receive any disability benefits? **[SUCH AS SSI OR SSDI]**  Yes  No  Unknown  DK/REF
- Do you have other sources of income? Source: \_\_\_\_\_ Amount /mo. \$ \_\_\_\_\_  Yes  No  Unknown  DK/REF
- Have you ever been a victim of domestic violence?  Yes  No  Unknown  DK/REF
- Are you currently homeless because you are fleeing domestic violence, dating violence, sexual assault or stalking?  Yes  No  Unknown  DK/REF

8. Do you consider yourself to have, or has someone else told you that you have any of the following:				<b>[IF YES]</b> Does this severely interfere with your life?		
	Yes	No	Observation	Yes	No	Observation
Developmental Disability						
HIV/AIDS						
Post-Traumatic Stress Disorder						
Physical Illness or Disability			<input type="checkbox"/> Y <input type="checkbox"/> N			<input type="checkbox"/> Y <input type="checkbox"/> N
Serious Mental Illness			<input type="checkbox"/> Y <input type="checkbox"/> N			<input type="checkbox"/> Y <input type="checkbox"/> N
Substance Use Disorder			<input type="checkbox"/> Y <input type="checkbox"/> N			<input type="checkbox"/> Y <input type="checkbox"/> N

- Have you ever served in the U.S. Armed Forces?  Yes  No  Unknown  DK/REF
- Have you ever been activated into the National Guard or Reserve?  Yes  No  Unknown  DK/REF
- Are you a former foster youth?  Yes  No  Unknown  DK/REF
- Have you ever been convicted of a crime?  Yes  No  Unknown  DK/REF
- Have you ever been evicted?  Yes  No  Unknown  DK/REF
- Do you own an animal?  Yes  No  Unknown  DK/REF
- Do you desire any follow up services?  Yes  No  Unknown  DK/REF

**AGENCY:**  DCMH  Empower Yolo  4<sup>th</sup> and Hope  IRWS-Davis  Rotating Winter Shelter (RWS)-Woodland  Shores of Hope  
 Turning Point  Winter Warming Center (WWC)-W. Sac.  Yolo County HHSA

**LOCATION:**  Davis  West Sacramento  Winters  Woodland  Rural/Unincorporated Yolo

**PROGRAM:**  CalWORKs HSP Hotel/Motel  CalWORKs THA  DCMH-ES  DCMH-New Pathways  DCMH-Family TH  
 DCMH-Single Adult TH  Empower Yolo- TH  Empower Yolo- Victims of Crime ES  
 Empower Yolo-Wallace & Vannucci  Fourth and Hope-ES  IRWS-Davis  
 RWS-Woodland  Turning Point-Trinity  Turning Point-Meadowlark  
 Turning Point-Hotel/Motel  Shores of Hope-TH  WWC-W.Sac.  Yolo County- CSBG Hotel/Motel  
 Other, please specify: \_\_\_\_\_

**PROGRAM TYPE:**  Emergency Shelter  Transitional Housing

**[IF CONDUCTING THE SURVEY IN PERSON, INTRODUCE YOURSELF]:** Hello, my name is **[FIRST NAME]**, and I am conducting a brief housing survey. The survey will only take a few moments, is confidential, and will help us advocate for more resources. May I ask you a few questions about your housing and service needs?  Yes  No **[IF NO, COMPLETE SURVEY BASED ON KNOWN INFORMATION FROM PROJECT ENROLLMENT INFORMATION OR CASE NOTES.]**

1. Have you already taken this survey in the last few days?  Yes  No **[IF YES, STOP SURVEY]**

2. What are your initials, birth month, and birth year? Initials: \_\_\_\_\_ Birth Month: \_\_\_\_\_ Birth Year: \_\_\_\_\_

3. Are you and everyone in your household:  
 a. ...under age 25?  Yes  No  Doesn't Know/Refused to Answer (DK/REF)  Unknown  
 b. ...under age 18?  Yes  No  Doesn't Know/Refused to Answer (DK/REF)  Unknown

4. How many people live with you (including you)? **[THE ANSWERS IN B SHOULD TOTAL THE NUMBER OF PERSONS IN A]**

A. Total Number of Persons: \_\_\_\_\_ B1. Age 25 or Older: \_\_\_\_\_ B2. Age 18-24: \_\_\_\_\_ B3. Under 18: \_\_\_\_\_

	Person 1	Person 2	Person 3	Person 4	Person 5	Person 6	Person 7
<b>5. Initials</b>							
<b>6. Age</b>							
<b>7. Gender</b>							
Female							
Male							
Transgender: Male to Female							
Transgender: Female to Male							
Gender Non-Conforming							
Doesn't Know/Refused to Answer							
Unknown							
<b>8. Race [CHECK ALL THAT APPLY]</b>							
American Indian/Alaska Native							
Asian							
Black or African American							
Native Hawaiian/Pacific Islander							
White							
Doesn't Know/Refused to Answer							
Unknown							
<b>9. Ethnicity</b>							
Non-Hispanic/Non-Latino							
Hispanic/Latino							
Doesn't Know/Refused to Answer							
Unknown							
<b>10. Pregnant</b>							
Yes							
No							
N/A							
Doesn't Know/Refused to Answer							
Unknown							

**[QUESTIONS FOR PERSON 1 (over age 18)]**

Initials: \_\_\_\_\_ Birth Month: \_\_\_\_\_ Birth Year: \_\_\_\_\_

1. Have you been continuously homeless for at least 1 year?  Yes  No  Unknown  DK/REF
2. Have you been homeless on at least 4 separate occasions in the last 3 years?  Yes  No  Unknown  DK/REF
3. **[IF YES]** Was the combined length of time homeless at least 12 months?  Yes  No  Unknown  DK/REF
4. Do you receive any disability benefits? **[SUCH AS SSI OR SSDI]**  Yes  No  Unknown  DK/REF
5. Do you have other sources of income? Source: \_\_\_\_\_ Amount /mo. \$ \_\_\_\_\_  Yes  No  Unknown  DK/REF
6. Have you ever been a victim of domestic violence?  Yes  No  Unknown  DK/REF
7. Are you currently homeless because you are fleeing domestic violence, dating violence, sexual assault or stalking?  Yes  No  Unknown  DK/REF

Do you consider yourself to have, or has someone else told you that you have any of the following:				Observation of Surveyor		<b>[IF YES]</b> Does this severely interfere with your life?				
	Yes	No	DK/REF			Yes	No	DK/REF	Observation of Surveyor	
Developmental Disability										
HIV/AIDS										
Post-Traumatic Stress Disorder										
Physical Illness or Disability				<input type="checkbox"/> Y	<input type="checkbox"/> N				<input type="checkbox"/> Y	<input type="checkbox"/> N
Serious Mental Illness				<input type="checkbox"/> Y	<input type="checkbox"/> N				<input type="checkbox"/> Y	<input type="checkbox"/> N
Substance Use Disorder				<input type="checkbox"/> Y	<input type="checkbox"/> N				<input type="checkbox"/> Y	<input type="checkbox"/> N

9. Have you ever served in the U.S. Armed Forces?  Yes  No  Unknown  DK/REF
10. Have you ever been activated into the National Guard or Reserve?  Yes  No  Unknown  DK/REF
11. Are you a former foster youth?  Yes  No  Unknown  DK/REF
12. Have you ever been convicted of a crime?  Yes  No  Unknown  DK/REF
13. Have you ever been evicted?  Yes  No  Unknown  DK/REF
14. Do you own an animal?  Yes  No  Unknown  DK/REF
15. Do you desire any follow up services?  Yes  No  Unknown  DK/REF

**[QUESTIONS FOR PERSON 2 (over age 18)]**

Initials: \_\_\_\_\_ Birth Month: \_\_\_\_\_ Birth Year: \_\_\_\_\_

1. Have you been continuously homeless for at least 1 year?  Yes  No  Unknown  DK/REF
2. Have you been homeless at least 4 separate occasions in the last 3 years?  Yes  No  Unknown  DK/REF
3. **[IF YES]** Was the combined length of time homeless at least 12 months?  Yes  No  Unknown  DK/REF
4. Do you receive any disability benefits? **[SUCH AS SSI OR SSDI]**  Yes  No  Unknown  DK/REF
5. Do you have other sources of income? Source: \_\_\_\_\_ Amount /mo. \$ \_\_\_\_\_  Yes  No  Unknown  DK/REF
6. Have you ever been a victim of domestic violence?  Yes  No  Unknown  DK/REF
7. Are you currently homeless because you are fleeing domestic violence, dating violence, sexual assault or stalking?  Yes  No  Unknown  DK/REF

Do you consider yourself to have, or has someone else told you that you have any of the following:				Observation		<b>[IF YES]</b> Does this severely interfere with your life?				
	Yes	No	DK/REF			Yes	No	DK/REF	Observation	
Developmental Disability										
HIV/AIDS										
Post-Traumatic Stress Disorder										
Physical Illness or Disability				<input type="checkbox"/> Y	<input type="checkbox"/> N				<input type="checkbox"/> Y	<input type="checkbox"/> N
Serious Mental Illness				<input type="checkbox"/> Y	<input type="checkbox"/> N				<input type="checkbox"/> Y	<input type="checkbox"/> N
Substance Use Disorder				<input type="checkbox"/> Y	<input type="checkbox"/> N				<input type="checkbox"/> Y	<input type="checkbox"/> N

9. Have you ever served in the U.S. Armed Forces?  Yes  No  Unknown  DK/REF
10. Have you ever been activated into the National Guard or Reserve?  Yes  No  Unknown  DK/REF
11. Are you a former foster youth?  Yes  No  Unknown  DK/REF
12. Have you ever been convicted of a crime?  Yes  No  Unknown  DK/REF
13. Have you ever been evicted?  Yes  No  Unknown  DK/REF
14. Do you own an animal?  Yes  No  Unknown  DK/REF
15. Do you desire any follow up services?  Yes  No  Unknown  DK/REF

**[INSTRUCTIONS]:** Complete one form per individual or family that you believe is homeless. Complete the visual count information based on your observation, ONLY for individuals that are unsafe to approach or are unwilling to participate in the survey.

1. **Date of Survey:**     1/22    1/23    1/24    1/25    1/26    1/27    1/28    1/29    1/30

2. **General Location:**     Davis    West Sacramento    Winters    Woodland    Rural/Unincorporated Yolo    Other

3. **Details about Location:** \_\_\_\_\_

4.

[RECORD THE NUMBER OF PEOPLE BY AGE AND GENDER]				
	Under 18	18-24	25-55	56+
Male				
Female				
Gender Unknown				

5. **Describe the appearance of the person(s):** \_\_\_\_\_

6. **Describe if the person(s) has any pets:** \_\_\_\_\_

**[INSTRUCTIONS]:** Complete one form per individual or family that you believe is homeless. Complete the visual count information based on your observation, ONLY for individuals that are unsafe to approach or are unwilling to participate in the survey.

1. **Date of Survey:**     1/22    1/23    1/24    1/25    1/26    1/27    1/28    1/29    1/30

2. **General Location:**     Davis    West Sacramento    Winters    Woodland    Rural/Unincorporated Yolo    Other

3. **Details about Location:** \_\_\_\_\_

4.

[RECORD THE NUMBER OF PEOPLE BY AGE AND GENDER]				
	Under 18	18-24	25-55	56+
Male				
Female				
Gender Unknown				

5. **Describe the appearance of the person(s):** \_\_\_\_\_

6. **Describe if the person(s) has any pets:** \_\_\_\_\_

## **Supporting Documentation for Item #6**

County Plan to Address Homelessness



# Yolo County Plan to Address Homelessness

*January 2019*

## Abstract

An analysis of the current status of homelessness countywide, with next steps to assist community partners and stakeholders in implementing proposed solutions, in compliance with required criteria for county homeless plans for the No Place Like Home (NPLH) Program.

Yolo County Health and Human Services Agency



January 2019

# Yolo County Plan to Address Homelessness

## Table of Contents

<i>I. Executive Summary Letter</i> .....	2
<i>II. Introduction</i> .....	4
<i>III. Homelessness in Yolo County</i> .....	4
A. 2017 Point-in-Time Count .....	4
B. Persons Experiencing Homelessness with SMI, SED, & Co-Occurring Disorders .....	7
<i>IV. The Homeless System of Care in Yolo County</i> .....	8
A. System Performance Measures .....	8
B. Work Underway to End Homelessness in Yolo County .....	11
C. Community-Based Resources .....	14
D. County Efforts to Prevent Criminalization of Homelessness .....	16
E. Coordinated Entry in Yolo County .....	18
<i>V. Service &amp; Outreach Challenges</i> .....	20
A. Barriers to Serving the No Place Like Home Target Population.....	21
<i>VI. Solutions to Homelessness in Yolo County</i> .....	22
Goal 1: Strengthen the Homeless Crisis Response System, Focusing on Prevention .....	22
Goal 2: Increase Affordable Housing Options for Those Experiencing or At-Risk of Experiencing Homelessness.....	24
Goal 3: Stabilize and Maintain Physical and Behavioral Health for Those with the Highest Needs	27
Goal 4: Examine Systems Level Coordination .....	29
<i>VII. Conclusion</i> .....	29
<i>Appendix A. Acknowledgements</i> .....	31
<i>Appendix B. Solutions At-A-Glance</i> .....	33
<i>Appendix C. Overview of Yolo Coordinated Entry System</i> .....	35

# I. Executive Summary Letter

January 2019

Dear Friends,

Like many communities across California, Yolo County is experiencing a homelessness crisis. In 2017, the Point-in-Time (PIT) Count in Yolo County identified 459 people as experiencing homelessness, 209 of whom were experiencing unsheltered homelessness. Utilizing new state funding while identifying opportunities to pursue new resources to support the County's homelessness system of care will be critical in order to address the housing and health needs of those experiencing and at-risk of homelessness.

This County Homelessness Plan (the Plan) was developed out of the opportunity provided by the No Place Like Home (NPLH) Program. The plan provides an overview of the current state of homelessness in the County and highlights a set of solutions that County and City Leadership, in coordination with community homelessness partners, can utilize in the next three years to improve and expand the homelessness system of care in Yolo. This plan was developed around the strategies highlighted in One at a Time: Preventing and Ending Homelessness for Yolo County Residents, the 2017 revised version of the County's General and Strategic 10-year Plan to Address Homelessness. As we conclude the original timespan envisioned in the 10-Year Plan to end homelessness, cities and counties should examine the best governance structure to maximize collaboration and competitiveness for State and Federal funds and how to successfully achieve the goals within the Plan.

Through a set of stakeholder interviews, consumer focus group, and community meetings the community identified four key issue areas to focus on in developing solutions and action steps to improve the homelessness system of care and ultimately improve housing and health outcomes for participants, encouraging greater self-sufficiency. The solutions focus on:

- Strengthening the homeless crisis response system with an emphasis on developing prevention services.
- Increasing affordable housing options for the most vulnerable.
- Stabilizing and maintaining physical and behavioral health for those with the highest needs.
- Examining systems-level coordination and identifying opportunities for improved partnership.

Within each of these areas, the County alongside city and community partners will focus on implementing a set of strategies and action steps across the County to ensure that those at-risk of or experiencing homelessness are able to access services, connect with housing, and find support in a comprehensive, coordinated system of care. For each goal, these strategies include:

## **Goal #1: Strengthen the Homeless Crisis Response System, Developing Prevention Services**

- **Strategy 1.A:** Map the homeless crisis response system and prevention resources available.
- **Strategy 1.B:** Leverage new state funding sources to invest in prevention and crisis response services.

## Yolo County Plan to Address Homelessness

- **Strategy 1.C:** Develop and pilot an early identification tool to assess those in need of prevention services.

### **Goal #2: Increase Affordable Housing Options for the Most Vulnerable**

- **Strategy 2.A:** Invest in alternative housing models to more efficiently develop affordable housing.
- **Strategy 2.B:** Create public-facing resource materials that outline the benefits of affordable housing development.
- **Strategy 2.C:** Explore options for a local funding source for affordable housing development.

### **Goal #3: Stabilize and Maintain Physical and Behavioral Health for Those with the Highest Needs**

- **Strategy 3.A:** Increase access to mobile and co-located health services.
- **Strategy 3.B:** Improve connections between health and housing efforts.

### **Goal #4: Examine Systems Level Coordination, Identifying Opportunities for Improved Partnership**

- **Strategy 4.A:** Leverage the Continuum of Care structure to strengthen coordination and partnerships.

This plan and the proposed set of goals, strategies, and action steps, detailed in full starting on page 20, is meant to be used by the community in coordination with existing County and city homelessness plans and offers a workplan (Appendix B) for how to take action over the next three years. By working to address homelessness through these concrete strategies and action steps, Yolo County can make strides in strengthening services and improving coordination. Taking the actions outlined in this plan will strengthen the County's entire homeless system of care, improving the lives of those it serves.

Sincerely,



Patrick S. Blacklock  
County Administrator

## II. Introduction

Sparked by the opportunity presented through the NPLH Program, this Plan was developed through a multi-phased, collaborative community process. The process began with a Launch Summit held on November 13th, 2018, where community stakeholders and representatives were invited to participate in a discussion regarding:

1. The need to develop a county plan that included current information on the status of unsheltered and sheltered homelessness in Yolo County;
2. The efforts and initiatives being implemented to address the issue;
3. Progress to date;
4. Solutions of priority identified by the community; and
5. The need to include specific additional criteria to comply with the requirements of NPLH as outlined in the NPLH Program Guidelines.<sup>1</sup>

Yolo County Health and Human Services Agency (HHS) partnered with HomeBase to facilitate the Launch Summit, three Issue Summits, and a consumer focus group, conduct an Environmental Scan to solicit specific feedback from key stakeholders, and prepare the final Plan. Topics for the Issue Summits were informed by the Launch Summit, where participants utilized the 2017 update to the 10-Year Plan to End Homelessness, conducted by Yolo County Housing, to identify three objectives of priority. The Issue Summits were held in the cities of Davis, West Sacramento, and Woodland, between December 4-5, 2018, to further discuss strategies and action steps to achieve the objectives identified for priority, which are outlined in detail in the section of the Plan devoted to “Solutions to Homelessness in Yolo County.” To see a complete list of those who provided input in the development of this Plan please see Appendix A.

## III. Homelessness in Yolo County

In alignment with the recently issued Yolo County HHS Homeless Services State Fiscal Year (SFY) 17/18 Year End Report,<sup>2</sup> the below “snapshot” of homelessness countywide in Yolo is comprised of data collected in partnership with local jurisdictions through the annual PIT Count, the Housing Inventory Count (HIC), and via the Yolo County Homeless Management Information System (HMIS). This snapshot provides data on the current population of persons experiencing homelessness in Yolo, parsed out into demographics of significance. Additionally, data was also collected specifically to reflect the population of persons experiencing homelessness with serious mental illness or co-occurring disorders, to meet the criteria of the No Place Like Home program requirements.

### A. 2017 Point-in-Time Count

The 2017 Yolo County PIT Count was conducted on January 23, 2017, by the Yolo County Continuum of Care (CoC), referred to as the Homeless and Poverty Action Coalition (HPAC).<sup>3</sup> The count is mandated by the U.S Department of Housing and Urban Development (HUD), which requires all

---

<sup>1</sup> NPLH Program Guidelines; <http://www.hcd.ca.gov/grants-funding/active-funding/docs/NPLHGuidelines082519-v1.pdf>

<sup>2</sup> Yolo County Homeless Services Update FY 17/18: Fiscal Year 2017-2018 Year End Report; November 9, 2018; <https://www.yolocounty.org/home/showdocument?id=55903>

<sup>3</sup> 2017 Yolo County Homeless Count Report; <https://www.yolocounty.org/home/showdocument?id=41677>, page 1.

## Yolo County Plan to Address Homelessness

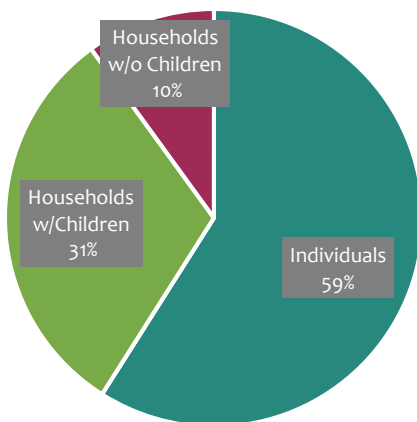
communities that receive grant funding from HUD for addressing homelessness to conduct an annual count of people experiencing sheltered homelessness and a biannual count of people experiencing unsheltered homelessness within the boundaries of the CoC geographic region on a single night in January.<sup>4</sup> According to the 2017 Yolo County Homeless Count Report, the PIT count identified a total of **459** persons experiencing homelessness on a single night countywide. Of that number, **209** persons were unsheltered.

### *i. Demographics of Persons Experiencing Homelessness*

#### Household Status

Of the 459 persons experiencing homelessness identified in 2017, **270 (59%)** were **single individuals**, while **143 (31%)** adults were in **households with children**, and **46 (10%)** adults were in **households without children**.<sup>6</sup>

Household Status



Sheltered vs. Unsheltered <sup>5</sup>		
	Sheltered	Unsheltered
Individuals	40.7%	59.3%
Households w/o Children	4.3%	95.7%
Households w/ Children	96.5%	3.5%

#### Age

Of the total number of persons experiencing homelessness identified in the PIT Count, **272 (59%)** were between the ages of **25-54**, while **79 (17%)** were adults **aged 54 and over**; **22 (5%)** were **Transitional Aged Youth (TAY)** between the ages of **18-24**, and **86 (19%)** were **youth aged 0 to 17 years old**. Of the **Transitional Aged Youth (18-24)**, **18 (67%)** were **unaccompanied** by an adult over age 25, while only **2 (2%)** of **youth aged 17 and younger**, were unaccompanied.<sup>7</sup>

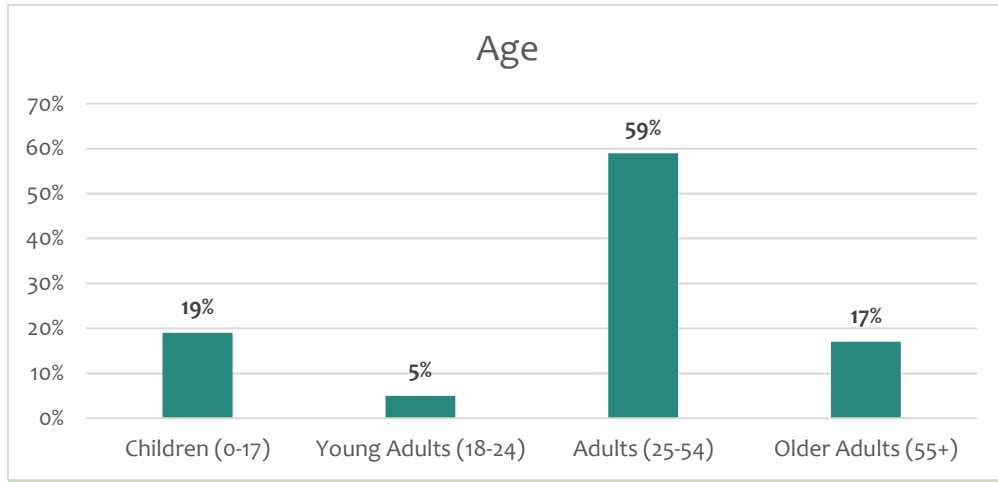
<sup>4</sup> 2017 Yolo County Homeless Count Report; page 7.

<sup>5</sup> 2017 Yolo County Homeless Count Report; page 2.

<sup>6</sup> 2017 Yolo County Homeless Count Report; page 13, "Appendix B: Household Status."

<sup>7</sup> 2017 Yolo County Homeless Count Report; page 12, "Appendix B: Age."

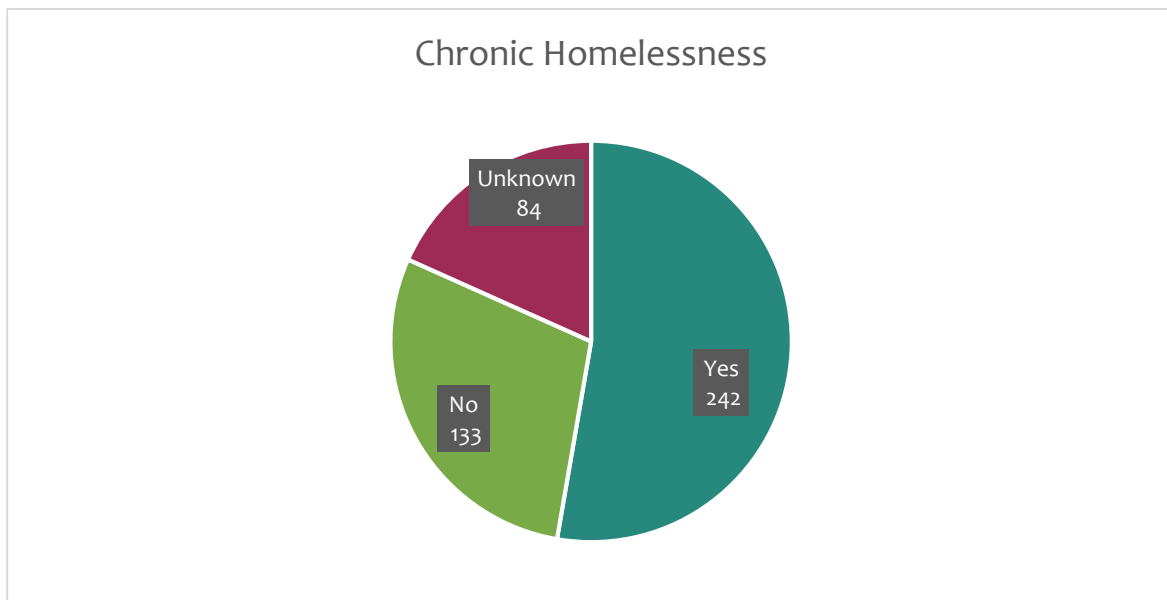
## Yolo County Plan to Address Homelessness



Of the children, 2% (2) were unaccompanied by an adult. Of the young adults, 67% (18) were unaccompanied by an adult over age 25.

### Chronic Homelessness

242 (53%) persons identified during the PIT Count were identified as experiencing **chronic homelessness**.<sup>8</sup> Per the final rule on Chronic Homelessness, HUD considers a person to be chronically homeless where that person is an individual or family that is homeless and resides in a place not meant for human habitation, a safe haven, or in an emergency shelter, and has been homeless and residing in such a place for at least 1 year or on at least four separate occasions in the past 3 years. The statutory definition also requires that the individual or family has a head of household with a diagnosable substance use disorder, serious mental illness, developmental disability, posttraumatic stress disorder, cognitive impairment(s) resulting from a brain injury, or chronic physical illness or disability.<sup>9</sup>



<sup>8</sup> 2017 Yolo County Homeless Count Report; page 18, "Appendix B: Chronic Homelessness."

<sup>9</sup> Section 401(2) of the McKinney-Vento Homeless Assistance Act, 42 U.S.C. 11360

## B. Persons Experiencing Homelessness with SMI, SED, & Co-Occurring Disorders

On the night of the 2017 Point-In-Time Count, of the total number of persons experiencing homelessness identified countywide, **114 (25%)** were experiencing serious mental illness (SMI); of those 114 persons, **42 (37%)** were sheltered, while **72 (63%)** were unsheltered.<sup>10</sup> This is consistent with data from the Yolo County Homeless Management Information System (HMIS) for the last day of Federal Fiscal Year (FFY) 16/17. The Yolo County HMIS includes not only information on the number of people experiencing homelessness (as captured by the PIT Count), but also information on the number of persons formerly homeless and now housed through subsidized housing programs or participating in homeless prevention programs. In both cases, we see between 23-25% have self-reported serious mental illness.

According to Yolo County HMIS data, on September 30, 2017, the following numbers of “active”<sup>11</sup> adult participants were reported in Permanent Supportive Housing (PSH), Rapid Rehousing (RRH), Transitional Housing (TH), Shelter, Places Not Fit for Human Habitation, and in unstably housed situations (signaling participants were “At Risk” of homelessness):

Location	Serious Mental Illness (SMI) (Only)	Co-Occurring Disorders (COD)	Total of SMI and COD	Total of all Active Participants
PSH	9	21	30	114
RRH	1	0	1	46
TH	1	0	1	12
Shelter	5	5	10	77
At Risk	3	0	3	37
Place Not Fit	32	58	90	275
			<b>135 (24%)</b>	<b>561</b>

While information on the current **estimate of children and adolescents experiencing homelessness concurrently with Serious Emotional Disturbance (SED)** is not being tracked in a way that is consistent with the definition used by the Mental Health Services Act (WIC Section 5600.3)<sup>12</sup>, a portion of the estimated 489 homeless youth enrolled in Yolo County schools receive special education supports for Emotional Disturbance.<sup>13</sup> An emerging strategy identified by community partners and stakeholders has been to further enhance and coordinate the data that is being collected through the Yolo County HHSA Child, Youth & Family Branch as well as the Yolo County Office of Education via the school districts of the various jurisdictions.

<sup>10</sup> 2017 Yolo County Homeless Count Report; page 20, “Appendix B: Serious Mental Illness.”

<sup>11</sup> Yolo County HMIS data report for persons with serious mental illness and co-occurring disorders, for the date of September 30, 2017; The report is generated off of a By-Name List, which provides information on individuals in permanent housing, rapid rehousing, transitional housing, emergency shelter, those at-risk of experiencing homelessness, and those who are experiencing unsheltered homelessness. Data related to unsheltered individuals includes those participating in programs serving individuals living homeless and those whose last exit from a project was to a destination considered unfit for human habitation.

<sup>12</sup> Seriously Emotionally Disturbed children or adolescents, defined as: Minors under the age of 18 years who have a mental disorder as identified in the most recent edition of the DSM, other than a primary substance use disorder or developmental disorder and, (1) The minor has substantial impairment in at least two of the following areas: self-care, school functioning, family relationships, or ability to function in the community, or (2) The child displays one of the following: psychotic features, risk of suicide or risk of violence due to a mental disorder.

<sup>13</sup> Information provided by the Yolo County Office of Education; estimate current as of November 20, 2018.



## IV. The Homeless System of Care in Yolo County

The Yolo County homeless system of care provides housing assistance for Yolo County residents as well as a robust range of services for persons experiencing homelessness; resources include emergency shelter, transitional housing, rapid rehousing, permanent supportive housing, homeless outreach, as well as housing case management and housing navigation.<sup>14</sup> The system of care is led by decision and policymakers, including the following:

- Yolo County Board of Supervisors,
- City Councils of the cities of Davis, West Sacramento, Winters, and Woodland,
- Local non-profit boards, as well as the Yolo County Housing Authority (Yolo County Housing), and developer boards.

Local initiatives to prevent and end homelessness in Yolo are spearheaded by three main collaborative groups:

- the 10-Year Plan to End Homelessness Executive Commission (staffed by Yolo County Housing),
- the Cities and County Workgroup (composed of city managers from the above jurisdictions, the County Administrator, the Director of the Yolo County HHSA, and Homeless Coordinators from the cities of Davis, West Sacramento, and Woodland), and
- the Homeless and Poverty Action Coalition (the Yolo Continuum of Care, staffed by the County Homeless Coordinator).<sup>15</sup>

This section details recent strides made by the Yolo system of care in improving outcomes for persons experiencing homelessness through selected System Performance Measures as reported annually to HUD and details the work underway to continue seeing progress in ending homelessness countywide.

### A. System Performance Measures

A source of data that is helpful in understanding the efficacy of work conducted by Yolo County partners in ending homelessness is the annual System Performance Measures<sup>16</sup> report submitted to HUD. This report focuses on performance at the system-level as opposed to performance at the project-level, which is the intent of the Homeless Management Information System (HMIS). While Yolo County is committed to improving performance under all seven system-level performance measures, four measures provide particular insight into the efficacy of the system of care on the whole:

- the length of time persons remain homeless in emergency shelter and transitional housing projects,
- the number of persons experiencing homelessness for the first time,
- the extent to which persons experiencing homelessness return to homelessness after placement in permanent housing, and

---

<sup>14</sup> <https://www.yolocounty.org/health-human-services/homeless-services>

<sup>15</sup> Yolo County Homeless System chart, updated October 31, 2018.

<sup>16</sup> For more information on HUD System Performance Measures, please follow the link: <https://www.hudexchange.info/programs/coc/system-performance-measures/#guidance>

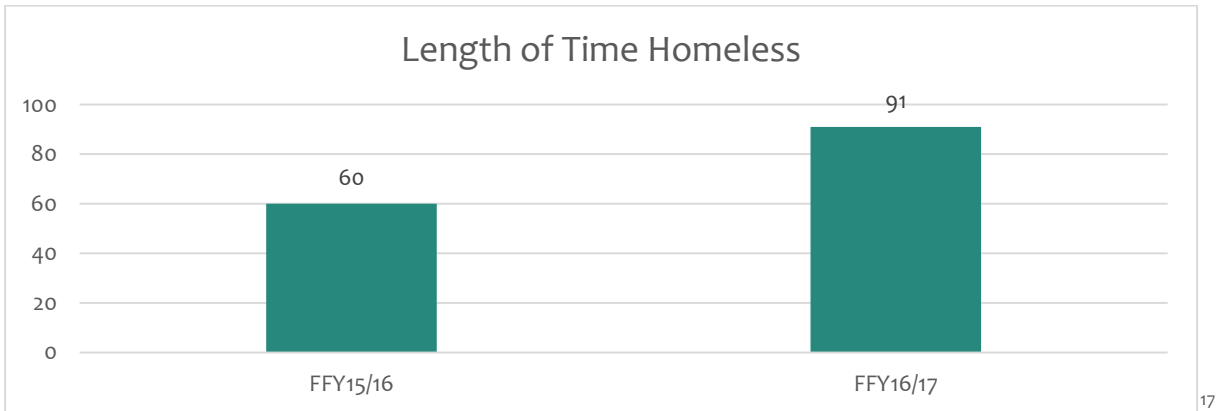


## Yolo County Plan to Address Homelessness

- the percentage of successful placements in permanent housing.

### *i. Length of Time Homeless*

Yolo County experienced an increase in average Length of Time Homeless from FFY15/16 to FFY16/17 of 31 nights, captured by entries into and exits from emergency shelter. While bed nights for participants in emergency shelter in FFY15/16 averaged 60 nights, beds nights in FFY16/17 averaged 91.



### *ii. First Time Homelessness*

In FFY16/17, the number of persons who became homeless for the first time in Yolo County, demonstrated by the number of entries into Emergency Shelter, Safe Haven, Transitional Housing, and Permanent Housing programs, was 333.<sup>18</sup> This was a 34% decrease from the previous FFY15/16, where 503 total entries into these programs were reported. However, it is unclear how indicative the decrease in the number of entries is of a decrease in overall entries into homelessness countywide; correlated with an increase in Length of Time Homeless from FFY15/16 to FFY16/17, because emergency shelter beds were occupied for longer lengths of time, this meant that fewer beds were available for persons experiencing first-time homelessness in FFY16/17.

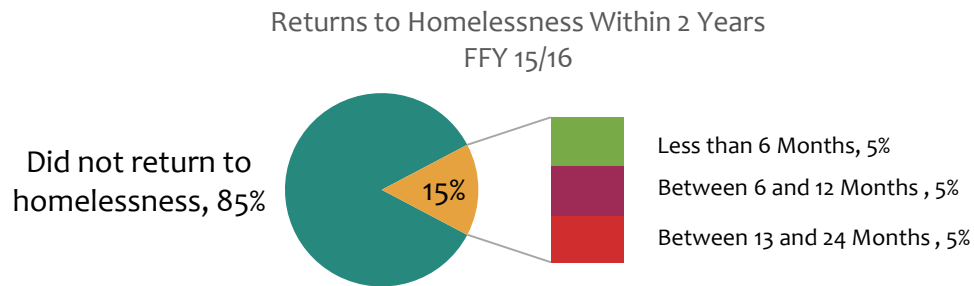
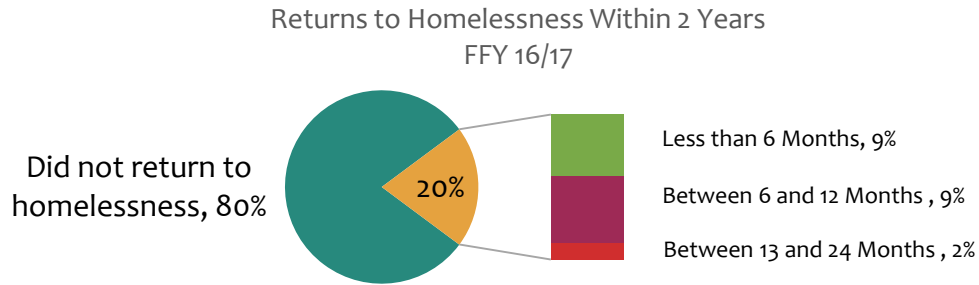


<sup>17</sup> Yolo County CoC FY2017 System Performance Measures, submitted May 25, 2018; Measure 1.a., Metric 1.1

<sup>18</sup> Yolo County CoC FY2017 System Performance Measures, submitted May 25, 2018; Measure 5, Metric 5.2

**iii. Returns to Homelessness**

In FFY16/17, 300 persons had exited homelessness to a permanent housing destination in the 2 years prior.<sup>19</sup> Of those 300, a total of 61 persons had returned to homelessness within 2 years of securing permanent housing: 26 returned to homelessness less than 6 months after placement, 28 returned between 6 and 12 months, and 7 returned between 13 and 24 months. In FFY15/16, by comparison, of the 324 persons who had exited homelessness to a permanent housing destination, a total of 50 had returned to homelessness within 2 years: 17 returned to homelessness less than 6 months after placement, 17 returned between 6 and 12 months, and 16 returned between 13 and 24 months.



**iv. Successful Placements & Rate of Retention in Permanent Housing**

Of the total 52 persons residing in permanent housing (excluding Rapid Rehousing) during FY2017, 51 (or 98%) remained in permanent housing or exited to another permanent housing destination; this is an improvement from the 95% performance reported in FY2016.<sup>20</sup>



<sup>19</sup> Yolo County CoC FY2017 System Performance Measures, submitted May 25, 2018; Measure 2

<sup>20</sup> Yolo County CoC FY2017 System Performance Measures, submitted May 25, 2018; Measure 7, Metric 7b.2

## B. Work Underway to End Homelessness in Yolo County

As mentioned above, Yolo County HHS has partnered with various entities that are working to end homelessness countywide; a description of each partner entity/agency can be found below, along with a summary of its current efforts and projects aimed at addressing homelessness. Please note the list of providers is not exhaustive.

### *i. Partners in Ending Homelessness*

#### Yolo Continuum of Care – HPAC

The Davis/Woodland/Yolo County Continuum of Care, referred to as the Homeless and Poverty Action Coalition (HPAC), is a local planning body that provides leadership and coordination on the issues of homelessness and poverty in Yolo County.<sup>21</sup> HPAC provides leadership on the efforts to end and prevent homelessness and poverty in Yolo County, with a vision of creating and sustaining a comprehensive, coordinated, and balanced array of human services for homeless and low-income individuals and families within the county.

In its role of fulfilling many of the federal, state, and local government mandates, HPAC serves numerous roles and responsibilities including locally implementing the Homeless Emergency Assistance and Rapid Transition to Housing (HEARTH) Act, as well as the region’s Homeless Management Information System (HMIS). In addition to maintaining a coordinated response among service providers to ensure continuity of services, HPAC assists with assessing the need and identifying gaps in services for persons facing homelessness in Yolo County on an ongoing basis, as well as supporting the planning, funding and development of services to meet prioritized needs within Yolo County. HPAC also works to plan, develop, and sustain options to meet the housing needs of people facing homelessness, and promote access to and effective utilization of mainstream human services programs.

#### Efforts at the City Level

One of Yolo County’s unique assets is the strong partnership that exists between the individual city jurisdictions, and between the cities and the county. Representatives from each city participate on the Homeless and Poverty Action Coalition, as well. Below are a few recent developments in efforts to address homelessness locally:

In a resolution passed by the Davis, West Sacramento, and Woodland City Councils, each city has adopted the “Getting to Zero” resolution.<sup>22</sup> As part of the campaign, the City of Davis has entered into contracts with local non-profit partner Davis Community Meals and Housing and Yolo County Housing, the local Housing Authority, to redouble its efforts to address homelessness, bolstered by a \$233,000 matching grant from Sutter Health. Expanded programs include bridge rental assistance, jobs training program, and case management, as well as New Pathways, a housing and support services program.<sup>23</sup>

---

<sup>21</sup> County homepage for the Homeless and Poverty Action Coalition; <https://www.yolocounty.org/health-human-services/boards-committees/homeless-and-poverty-action-coalition-hpac>; for more info on the HPAC, please see the CoC Governance Charter: <https://www.yolocounty.org/home/showdocument?id=45939>

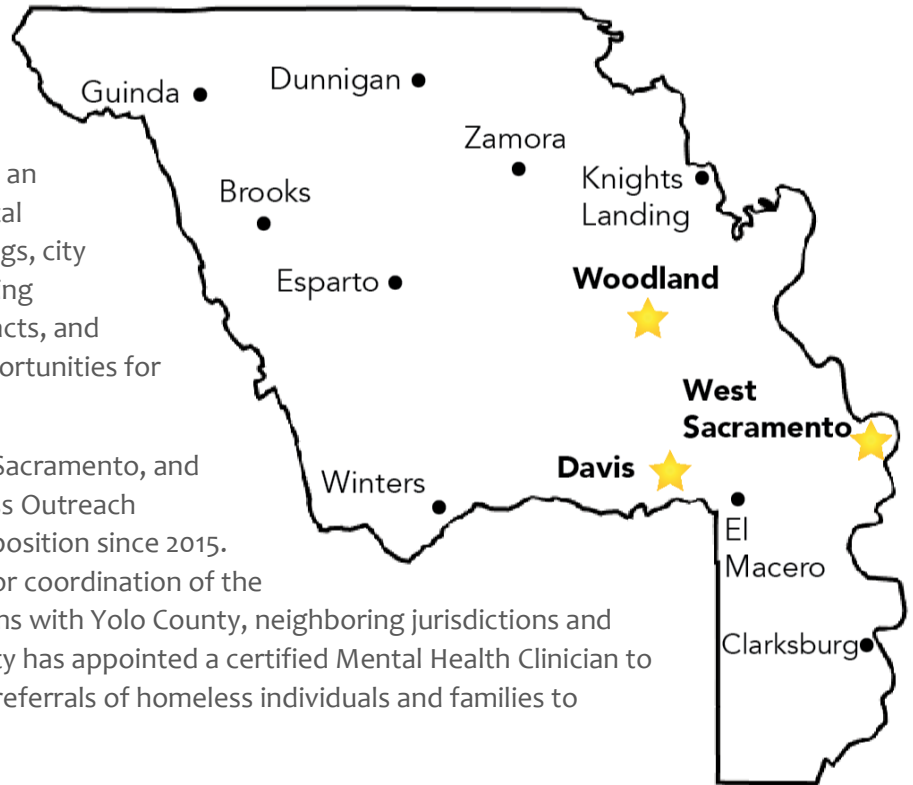
<sup>22</sup> For more on Getting to Zero in Yolo County, please visit <https://wecangettozero.com/our-region/yolo-county>

<sup>23</sup> Davis Pathways website; <http://davispathways.org/>

## Yolo County Plan to Address Homelessness

In November of 2016, the City of West Sacramento passed Measure E, enacting a 1/4 percent transactions and use tax (sales tax) raising approximately \$3.3 million annually on an ongoing basis for general governmental purposes.<sup>24</sup> It funds, among other things, city services and initiatives aimed at reducing homelessness and its community impacts, and improving educational and career opportunities for youth.

Additionally, the cities of Davis, West Sacramento, and Woodland have added a new Homeless Outreach Coordinator/Social Services Manager position since 2015. This position is primarily responsible for coordination of the City's homeless initiatives and programs with Yolo County, neighboring jurisdictions and service providers. In Woodland, the city has appointed a certified Mental Health Clinician to the position, who will also assist with referrals of homeless individuals and families to available services.<sup>25</sup>



### Homeless Housing and Service Providers

Yolo County HHSA works to ensure the health, safety, and economic stability of children and adults, particularly individuals that are vulnerable, through the administration of approximately 50 state and federally mandated programs and services as well as non-mandated programs that improve community well-being. HHSA provides services directly through internal services and indirectly through contracts with community partners.<sup>26</sup> For a current snapshot of efforts by the county, please see the Yolo County Homeless Services Year End Report for Fiscal Year 2017-2018.<sup>27</sup>

Nonprofit partner agencies across Yolo County, (listed in detail in Appendix A to this plan, starting on page 29), provide low-income and homeless individuals and families with housing, food, and human services through various programs, including emergency shelter and transitional housing, residential treatment programs, permanent supportive housing program, resource center/day shelters, street outreach, and meals programs.<sup>28</sup>

### Public Housing Authority

Yolo County Housing, the local public housing authority, has a robust presence in Yolo County.<sup>29</sup> In partnership with Yolo County HHSA and the city of West Sacramento, Yolo County Housing has implemented a homelessness preference system called “Bridge to Housing,” a bridge voucher program that prioritizes persons living unsheltered in encampment situations. The partnership

<sup>24</sup> <https://blob.cityofwestsacramento.org/civica/filebank/blobdload.asp?BlobID=15497>

<sup>25</sup> <https://www.cityofwoodland.org/1042/Homeless-Coordination>

<sup>26</sup> <https://www.yolocounty.org/home/showdocument?id=50191>

<sup>27</sup> Yolo County Homeless Services Update FY 17/18: Fiscal Year 2017-2018 Year End Report, November 9, 2018.

<sup>28</sup> <https://daviscommunitymeals.org/programs/>

<sup>29</sup> Informational interview with community stakeholder; December 5, 2018.

## Yolo County Plan to Address Homelessness

provides funding for move-in costs, bridge rental assistance, job training program and case management for individuals who are chronically homeless. The intent of the program is to target persons experiencing homelessness who are waiting for a Housing Choice Voucher and are likely to receive one in the next year or two.<sup>30</sup> Additionally, Yolo County Housing partners with the Davis Pathways program, which refers persons experiencing chronic homelessness to the housing authority for prioritization according to Yolo County Housing’s homelessness preference.

### Physical and Behavioral Health Providers

As mentioned above, the Sutter Healthcare Foundation provides funding for “Pathways to Employment,” as well as bridge rental assistance through “Getting to Zero” vouchers, and intensive support services in the form of case management, the latter two both managed by Yolo County Housing.<sup>31</sup> Additionally, CommuniCare (located in Davis, West Sacramento, and Woodland),<sup>32</sup> as well as the Winters Healthcare Foundation, (located in Winters), provide medical and dental health care services without regard to a patient’s ability to pay.<sup>33</sup>

In West Sacramento, the Yolo County First Responders Mental Health Urgent Care Clinic offers services available to individuals experiencing a mental health crisis in Yolo County who are brought to the site by a first responder, law enforcement, family member or friend, and those who self-refer.<sup>34</sup> The Urgent Care’s multi-disciplinary team offer services including crisis assessment and supportive counseling, medication intervention, safe discharge planning, and referrals to other local community services. Additionally, the West Sacramento Mental Health Services Act (MHSA) Adult and TAY Wellness Center provides a variety of rehabilitative services, skill-building groups, and a computer lab with internet access for eligible mental health consumers in a drop-in setting, for both Transitional Age Youth (16-24) and adults.<sup>35</sup>

### Service Providers for Domestic Violence Survivors

Empower Yolo provides Rapid Rehousing and services including emergency shelter to victims of domestic violence, sexual assault, stalking and trafficking in Yolo County. Additionally, Empower Yolo offers regular training to the HPAC and partner agencies regarding best practices for providing services to victims of domestic violence, sexual assault, stalking and trafficking, such as safety planning, and education on available resources.<sup>36</sup>

### Legal Services Providers

Legal Services of Northern California (LSNC) provides crucial civil legal services to low-income individuals and families across 23 counties in Northern California. LSNC engages in litigation, legislation, administrative advocacy, and community development work in a number of priority

---

<sup>30</sup> 2018 Yolo County CoC Collaborative Application. p. 13; <https://www.yolocounty.org/home/showdocument?id=54367>

<sup>31</sup> For more information on the Sutter Health Foundation’s “Getting to Zero” efforts, as part of a regional collaboration with the City of Davis and other partners across Yolo County, please follow the link; <http://davispathways.org/about/>

<sup>32</sup> For more information on CommuniCare, please follow the link at <https://www.communicarehc.org/>

<sup>33</sup> Informational interview with Community Stakeholder; December 5, 2018.

<sup>34</sup> For more information on the First Responders’ Mental Health Urgent Care, please follow the link at <https://www.cityofwestsacramento.org/Home/Components/News/News/792/67>, or see the flyer at <file:///Users/HomeBase/Downloads/MentalHealthClinicFlyer.pdf>

<sup>35</sup> <https://www.yolocounty.org/health-human-services/mental-health/mental-health-services>

<sup>36</sup> 2018 Yolo County CoC Collaborative Application. p. 8-9, 26; <https://www.yolocounty.org/home/showdocument?id=54367>

fields, such as preservation of housing, health care, enhancing economic stability, support for families, civil rights, education, and supporting populations with special vulnerabilities. LSNC continues to be a strong partner and a voice for vulnerable populations in Yolo County.<sup>37</sup> In conjunction with Yolo County Housing, LSNC facilitates an annual Fair Housing Conference attended by approximately 100 landlords, property owners, and CoC agencies, which provides education and support to both landlords and tenants regarding rights under state and federal legislation and available resources to enhance housing stability, prevent evictions, and preserve availability of affordable housing in Yolo County.<sup>38</sup>

### C. Community-Based Resources

The Yolo County homeless services system of care provides a robust range of community-based resources through collaboration between Yolo County HHSA, the cities of Davis, West Sacramento, and Woodland, as well as local service providers.<sup>39</sup> Resources include, but are not limited to, the following:

- Prevention and Diversion Resources (food, clothing, transportation, cash assistance, etc.)
- Crisis Intervention
- Emergency Shelter
- Rotating Winter Shelters/Warming Center
- Transitional Housing
- Rapid Rehousing
- Permanent Housing
- Homeless Outreach
- Housing Case Management
- Housing Navigation

As mentioned under “Partners in Ending Homelessness,” the most recent information on current community-based resources across Yolo County can be found in the Yolo County Homeless Services Update for FY 17/18.<sup>40</sup> However, a selection of highlighted resources can be found below.

#### *i. Crisis Response Resources*

The following resources comprise the crisis response resources in Yolo County; “crisis response resources” herein refers to the continuum of services and housing available to persons who are experiencing homelessness or are at imminent risk of experiencing homelessness. These resources include those focused on homelessness “prevention,” supporting persons at risk of homelessness to remain in housing, while others focus on “diversion” away from the homeless system of care, and back into stable housing situations.<sup>41</sup>

---

<sup>37</sup> For more information on Legal Services of Northern California, please follow the link; <https://lsnc.net/what-we-do>

<sup>38</sup> 2018 Yolo County CoC Collaborative Application. p. 8-9, 26; <https://www.yolocounty.org/home/showdocument?id=54367>

<sup>39</sup> For more details regarding resources provided by community partners, please visit <https://www.yolocounty.org/health-human-services/homeless-services>

<sup>40</sup> Yolo County Homeless Services Update FY 17/18: Fiscal Year 2017-2018 Year End Report; November 9, 2018;

<sup>41</sup> Yolo County Homeless and Poverty Action Coalition (HPAC) Coordinated Entry Policies and Procedures, Adopted January 17, 2018; p. 31.

### Prevention & Diversion

Prevention assistance is part of a targeted approach, where individuals' experience of falling into homelessness is prevented by resolving the underlying issue that would cause the individual to fall into homelessness. Diversion, on the other hand, focuses on diverting persons away from the homeless system of care by resolving their housing need outside of the system, such as aiding the individual or family in securing community-based housing. Diversion differs from prevention in that diversion is utilized once an individual or family is already homeless or homelessness is imminent, while prevention effectively prevents the individual from becoming homeless and keeps the individual or family in their current housing situation.<sup>42</sup>

Yolo County partners provide homelessness prevention services under the HUD Emergency Solutions Grant (ESG) program. Under the program, clients can receive financial assistance for rental assistance, security and utility deposits, legal assistance, and credit repair. Additionally, other local nonprofit partners provide immediate, short-term emergency aid to families and individuals with incomes at or below the federal poverty level who live in Yolo County. Other resources to prevent homelessness or divert persons away from entering the system of care include rental assistance to help prevent evictions, cash assistance for first month's rent, and utility assistance to prevent utilities from being turned off or to have them restored.

### Emergency Shelters & Warming Center

Both city and nonprofit partners in Davis and Woodland provide emergency shelters and rotating winter shelters across Yolo County;<sup>43</sup> as of 2018, a rotating Warming Center has also been added as a resource in West Sacramento.<sup>44</sup>

At emergency shelters across Yolo, individuals and families experiencing a housing crisis can come and receive assistance to identify their particular needs and be connected to appropriate resources. Though services provided by individual programs may vary, emergency shelters in Yolo provide food, showers, clothing, laundry facilities, personal hygiene products, and other necessities, as well as access to a telephone, transportation arrangements, and mail address service. Overnight shelters, such as the Interfaith Rotating Winter Shelter, provide a nightly meal, sleeping materials and a designated location in which to sleep for the night.<sup>45</sup>

Emergency shelter participants are also often provided with resources and information on accessing substance abuse recovery programs, career counseling, mental health counseling, and mainstream benefits such as CalFresh and Medi-Cal. They may also receive direct assistance in life skills training, individual planning, and obtaining housing. Additionally, shelter providers may offer homeless prevention services to help pay delinquent rent and utility bills is also provided.<sup>46</sup>

---

<sup>42</sup> Yolo County Homeless and Poverty Action Coalition (HPAC) Coordinated Entry Policies and Procedures, Adopted January 17, 2018; p. 32.

<sup>43</sup> For more information on emergency shelters, rotating winter shelters, transitional housing, and warming centers provided in Yolo County, please follow the links to city and agency pages found at the following link; <https://www.yolocounty.org/health-human-services/homeless-services>

<sup>44</sup> Mercy Coalition website; <https://wsmercycoalition.org/about/our-history/>

<sup>45</sup> Examples of resources provided by the Interfaith Rotating Winter Shelter; <http://interfaith-shelter.org/irws-history/>

<sup>46</sup> Examples of emergency shelter resources provided by the Resource Center at Davis Community Meals & Housing; <https://daviscommunitymeals.org/resource-center/>

## Outreach

As described in the city of Woodland’s recent Homeless Action Plan, the Woodland Police Department has launched a Homeless Outreach Street Team (HOST) as part of a city-wide joint effort, which provides an email and hotline number for citizens to use to inform the HOST members as an alternative to calling law enforcement when concerns arise regarding activities associated with homelessness.<sup>47</sup> In February 2017, provider Fourth and Hope contracted with HHSA to provide outreach services through the Substance Abuse and Mental Health Services Administration (SAMHSA) Cooperative Agreements to Benefit Homeless Individuals (CABHI) grant.<sup>48</sup>

Additionally, launched in West Sacramento in October, 2018, the Downtown Streets Team is a work-experience program for volunteer Team Members, who are persons experiencing or at risk of becoming homeless in West Sacramento.<sup>49</sup> Through the program, Team Members have the opportunity to engage in beautification projects across the city, such as street cleaning and creek restoration, in exchange for non-cash stipends to cover basic needs. At the same time, Team Members are provided with case management and employment services.<sup>50</sup>

### *ii. Interim and Permanent Housing Resources and Supports*

In addition to the permanent housing resources and supportive services provided by partners, the HPAC also currently provides Permanent Supporting Housing for persons experiencing chronic homelessness through the HUD CoC program. For more information on the complete list of current housing available for persons experiencing homelessness, please see the HUD Continuum of Care Homeless Assistance Programs Housing Inventory Count (HIC) Report for 2018.<sup>51</sup> For a comprehensive explanation of enhanced supportive services and residential treatment programs, please see the Yolo County Homeless Services Year End Report for Fiscal Year 2017-2018.<sup>52</sup>

## D. County Efforts to Prevent Criminalization of Homelessness

The county and individual city jurisdictions of Yolo have employed the following initiatives in an effort to better address the needs of persons experiencing homelessness who are in need of assistance. These initiatives seek to prevent unnecessary involvement in the criminal justice system and to support local law enforcement who are often the first to engage persons experiencing homelessness.

### *i. City Police Department Homeless Coordinators*

The City Police Departments of Davis, West Sacramento, and Woodland have each hired a homeless coordinator, embedded within the police departments to assist with coordination of outreach and engagement to assist local police in responding to unsheltered homelessness.<sup>53</sup> Through these

---

<sup>47</sup> City of Woodland website; <https://www.cityofwoodland.org/532/Homeless-Outreach-Efforts>

<sup>48</sup> Yolo County Homeless Services Update FY 17/18: Fiscal Year 2017-2018 Year End Report; November 9, 2018;

<sup>49</sup> Downtown Streets Team website, West Sacramento webpage; <http://streetsteam.org/westSacramento>

<sup>50</sup> Downtown Streets Team website, program model webpage; <http://streetsteam.org/model>

<sup>51</sup> HUD 2018 Continuum of Care Homeless Assistance Programs Housing Inventory Count (HIC) Report; [https://www.hudexchange.info/resource/reportmanagement/published/CoC\\_HIC\\_State\\_CA\\_2018.PDF](https://www.hudexchange.info/resource/reportmanagement/published/CoC_HIC_State_CA_2018.PDF)

<sup>52</sup> Yolo County Homeless Services Update FY 17/18: Fiscal Year 2017-2018 Year End Report; November 9, 2018; pages 5-9.

<sup>53</sup> 2018 Yolo County CoC Collaborative Application. P.15; <https://www.yolocounty.org/home/showdocument?id=54367>



## Yolo County Plan to Address Homelessness

partnerships, homeless coordinators ensure persons experiencing homelessness receive outreach and referrals to appropriate services while training local law enforcement on evidenced-based practices for engaging with and assisting individuals experiencing homelessness. Through coordinating efforts with law enforcement, these partnerships enhance and inform outreach practices to ensure that those who are most vulnerable and least likely to seek services receive special housing-focused outreach and avoid unnecessary or continued involvement with the criminal justice system where possible.

Homeless coordinators anchor the Community Services Unit within each department and are tasked with providing services for homeless individuals within the city. These services include direct outreach, intake assessment, referral to applicable services, connections to case management, and assistance with navigating to permanent housing. Homeless coordinators work very closely with senior lead police officers and other patrol officers and take referrals from community members and police dispatch who identify persons who may be in need of outreach and mental health services. In addition to phone referrals, certain of the homeless coordinators also provide walk-in office hours during the week at the local police or HHS department for those seeking services.<sup>54</sup> Building on these advancements, the homeless coordinators have begun to meet regularly to discuss ways in which efforts can be further coordinated between the jurisdictions, and to identify opportunities to conduct additional training and provide support to one another. Doing so will ensure consistency and maximize effectiveness of strategies to prevent criminalization of activities associated with homelessness and serious mental illness or co-occurring disorders countywide.

### *ii. Programs Serving Persons At-Risk of/Exiting Homelessness with Criminal Justice Involvement*

#### **Criminal Justice Diversion Program: Steps to Success**

Yolo County HHS partnered with the local District Attorney's Office, Probation Department, and Public Defender's Office in February, 2017, to submit an application to the Board of State and Community Corrections for Proposition 47 grant funds to support a criminal justice diversion program called Steps to Success. After Yolo County's proposal was selected, the awarded \$6M will be administered over a 38-month period to provide wraparound services for individuals who are eligible for a criminal justice diversion program, but unlikely to succeed without supports due to their history of mental health issues and/or substance use disorders. Supports include intensive case management, employment assistance, civil legal assistance, and permanent housing assistance.<sup>55</sup>

#### **Transitional Housing for Probationers**

Part of the criminal justice "realignment" strategy, the passage of AB 109 and AB 117 specifies new local responsibilities for managing certain adult offenders and provide certain local flexibility with regard to direction and service provision to these populations. Funded by AB 109, the Transitional Housing for Probationers program provides housing, food, and sober living oversight to probationers who would otherwise likely return to homelessness. The Yolo County Probation Department contracts with Fourth and Hope and Cache Creek Lodge to provide services.<sup>56</sup>

---

<sup>54</sup> Informational Interview with community stakeholder; December 13, 2018.

<sup>56</sup> Yolo County Homeless Spending Inventory FY 16/17, p. 2

## Yolo County Step-Down Housing

Funded through Intergovernmental Transfer (IGT) funds, the Yolo County Department of Health and Human Services contracted with Yolo County Housing to purchase a facility that provides safe, stable shelter to individual on probation. The Yolo County Probation Department provides onsite daily case management services.<sup>57</sup>

## E. Coordinated Entry in Yolo County

In January of 2017, HUD published the Notice CPD-17-01, which announced the requirement that all Continuums of Care must establish or update a Coordinated Entry System in accordance with the criteria set forth in 24 CFR 578.7(a)(8). According to the notice, all CoC- and ESG-funded projects operating within the CoC's geographic area must also work together to ensure the CoC's coordinated entry process allows for coordinated screening, assessment and referrals for all CoC and ESG projects.<sup>58</sup>

On January 17, 2018, HPAC adopted policies and procedures for the **Yolo County Coordinated Entry System**. This system allows for people experiencing a crisis to access emergency homeless and housing services with as few barriers as possible, and “ensures that the most vulnerable individuals or families are prioritized first for permanent housing placements”.<sup>59</sup>

### *i. Overview of Yolo County Coordinated Entry System*

Coordinated Entry in Yolo County operates as a multi-site centralized system. Access to the Coordinated Entry System occurs through either points of referral or points of entry when an individual reaches out to a local organization to access mainstream services, or homeless specific services. Though participants may access the system through various sites, they can only be assessed at specific “Entry Point” sites, administered by Davis Community Meals and Housing, Empower Yolo, Fourth and Hope, and Yolo County HHSA, in addition to Davis, West Sacramento, and Woodland Police Departments (which provide access through outreach services).<sup>60</sup>

Yolo's Coordinated Entry System covers the CoC's entire geographic area. Historically, the rural communities in Yolo County are the most difficult to reach, for which reason outreach programs operate throughout the community to reach individuals and families that live in the rural areas. Additionally, various community partners serve as “Referral Sites,” which may administer the HPAC Diversion and/or Prevention Tools to assist them in determining whether an individual should be referred to the Coordinated Entry System. If it is determined that the household's homelessness or risk of homelessness cannot be resolved by resources outside of the homeless system, a full assessment will be completed within 48 hours of the household's contact with the Coordinated Entry system. The primary assessment tool utilized to determine vulnerability is the Vulnerability Index and Service Prioritization Decision Assistance Tool (VI-SPDAT).<sup>61</sup>

---

<sup>57</sup> Yolo County Homeless Spending Inventory FY 17/18, p. 2

<sup>58</sup> HUD Notice CPD-17-01; <https://www.hudexchange.info/resources/documents/Notice-CPD-17-01-Establishing-Additional-Requirements-or-a-Continuum-of-Care-Centralized-or-Coordinated-Assessment-System.pdf>

<sup>59</sup> Yolo County Homeless and Poverty Action Coalition (HPAC) Coordinated Entry Policies and Procedures, Adopted January 17, 2018; <https://www.yolocounty.org/home/showdocument?id=54313>

<sup>60</sup> Yolo County Homeless and Poverty Action Coalition (HPAC) Coordinated Entry Policies and Procedures, Adopted January 17, 2018; p. 9.

<sup>61</sup> Yolo County Homeless and Poverty Action Coalition (HPAC) Coordinated Entry Policies and Procedures, Adopted January 17, 2018; p. 20.

## *ii. Yolo Coordinated Entry Affirmative Marketing and Outreach*

Yolo County is committed to ensuring that the Coordinated Entry System allows for people experiencing a housing crisis to access emergency homeless and housing services with as few barriers as possible; these services include homeless prevention assistance, domestic violence and emergency services hotlines, drop-in service programs, emergency shelters and other short-term crisis residential programs. Coordinated Entry is also linked to street outreach efforts so that people sleeping on the streets are prioritized for assistance in the same manner as any other person assessed through the coordinated entry process.<sup>62</sup>

HPAC, the Yolo County Continuum of Care, affirmatively markets its housing and supportive services to eligible persons regardless of race, color, national origin, religion, sex, sexual orientation, gender, age, familial status, history of domestic violence, or disability, who are least likely to apply in the absence of special outreach and maintains records of those marketing activities. Housing made available through the Coordinated Entry System is also made available to individuals and families without regard to actual or perceived sexual orientation, gender identity, or marital status in accordance with 24 CFR 5.105 (a)(2). Additionally, HPAC follows the nondiscrimination and affirmative outreach requirements for the Emergency Solutions Grant program in accordance with 24 CFR § 576.407(a) and (b).<sup>63</sup>

## *iii. Referrals & Data Collection for No Place Like Home-Assisted Units*

Persons experiencing homelessness, chronic homelessness, and those “at risk” of chronic homelessness with serious mental illness or co-occurring disorders will continue to be prioritized and referred to appropriate housing and services to meet their needs, including NPLH-Assisted Units, through the Yolo County Coordinated Entry System.

### **Referrals Through Yolo County Coordinated Entry for Persons Experiencing Homelessness, Chronic Homelessness, or “At Risk” of Chronic Homelessness with SMI/SED**

The tenant selection process shall be in compliance with NPLH Program Guidelines Section 205(a)(2)A., and Section 211, and with 25 CCR Section 8305. The Coordinated Entry Referral Process described below shall be utilized in compliance with 24 CFR 578.7(a)(8). All NPLH projects will follow the Coordinated Entry Policies and Procedures, as most recently adopted by the local continuum of care at the time of unit vacancy. These policies incorporate all NPLH target populations, including: homeless, chronically homeless, individuals at-risk of chronic homelessness, individuals with SMI, and families with children with emotional disturbance.

The Yolo County Health and Human Services Agency (HHS) will facilitate the NPLH Coordinated Entry Referral Process, in its capacity as staff to the Davis/Woodland/Yolo County Continuum of Care (CoC). The standardized assessment tool utilized will be the Vulnerability Index and Service Prioritization and Decision Assistance Tool (VI-SPDAT), as programmed in the Yolo County Homeless Management Information System (HMIS) at the time of unit vacancy.

When a NPLH unit is available, HHS will notify participating Coordinated Entry service providers of the vacancy, and solicit referrals through targeted outreach to community service providers that

---

<sup>62</sup> Yolo County Homeless and Poverty Action Coalition (HPAC) Coordinated Entry Policies and Procedures, Adopted January 17, 2018; p. 12.

<sup>63</sup> Yolo County Homeless and Poverty Action Coalition (HPAC) Coordinated Entry Policies and Procedures, Adopted January 17, 2018; p. 13.

## Yolo County Plan to Address Homelessness

serve the project’s target populations, for a specified “referral period”. This ensures that any potentially eligible individuals who are not already on the existing countywide Community Queue in HMIS, have the opportunity to be assessed and considered for the vacancy. Service providers will review previous referrals and make new referrals to the Community Queue. For providers who are not HMIS Partner Agencies, HHSA will facilitate completion of the VI-SPDAT and referral to the Community Queue in HMIS. After the referral period has ended, HHSA screens all referrals active on the Community Queue for eligibility to NPLH Assisted Units: Referrals that meet eligibility requirements for NPLH Assisted Units move forward for prioritization according to highest vulnerability as indicated by the VI-SPDAT numerical score. Referrals that are ineligible to the NPLH program remain on the Community Queue to be considered for other housing options.

### Systems in Place to Collect NPLH Data

All data points listed in Section 214 of the NPLH Program Guidelines will be collected by Yolo County HHSA using HMIS and information provided by Project Site Management. Aggregated data on emergency room visits for NPLH tenants before and after move in, the average number of hospital and psychiatric facility admissions and in-patient days before and after move in, and the number of arrests and returns to jail or prison before and after move in will be collected through the State Data Quality/Full Service Partnership Database, as available for these categories.

Additionally, the following practices will be adopted by NPLH-funded supportive housing projects in Yolo County: an independent audit will be submitted from a certified public accountant for each NPLH-funded supportive housing project 90 days after the end of each program year; compliance reports will be submitted by program managers to Yolo County HHSA for all NPLH-Assisted units; by the last day of the Fiscal Year, data will be submitted to the California Department of Housing and Community Development including all items listed in Section 214 (e) of the NPLH Program Guidelines.

## V. Service & Outreach Challenges

Yolo County has strong and diverse partnerships and resources as described above in the continued effort to prevent and end homelessness. However, partner entities and community stakeholders have identified the following barriers and challenges the County experiences in providing housing, services, and conducting outreach to persons experiencing homelessness:

### *Challenges Understanding and Accessing Crisis Resources*

While Yolo County providers have had much success in connecting persons experiencing homelessness with permanent housing, other resources that assist with preventing individuals’ homelessness or diverting them from the homeless system of care may be difficult to utilize. Challenges to accessing and utilizing these resources include a lack of consistent information and understanding concerning all available resources countywide aimed at crisis response. Additionally, county partners experience challenges identifying and assisting persons at risk of homelessness, before falling into homelessness becomes unavoidable.<sup>64</sup>

---

<sup>64</sup> Informational interview with community stakeholder; December 12, 2018.

### *Need for Increased and Diverse Stock of Affordable Housing*

In order to meet the housing needs of persons experiencing homelessness in Yolo County, additional and more diverse affordable housing must be developed for persons with very-low to no-income.<sup>65</sup> Without additional available affordable housing, housing navigators often must compete against each other for the same limited housing stock.<sup>66</sup> Community partners also noted that additional opportunities to foster partnerships between the cities/county and housing developers of all kinds should be identified and pursued.<sup>67</sup>

### *Challenges Providing Outreach and Coordinated Care to Persons Experiencing Homelessness with Behavioral Health Needs*

Continued efforts by the various city and county outreach teams to facilitate referrals to resources for persons experiencing homelessness identified as likely benefitting from behavioral health assistance have been largely successful. However, outreach and service providers noted challenges in coordinating referrals to mental health resources for some of these individuals, who may also have had multiple engagements with the criminal justice system. Similar to challenges accessing consistent information on available crisis response resources, information on all available mental health services and strategies must be collected and disseminated to providers. Additionally, methods for co-locating services or enhancing capacity of mental health providers should be considered.

## **A. Barriers to Serving the No Place Like Home Target Population**

### *i. Need for Increased Collaboration - Data Collection and Analysis Capacity*

One challenge in understanding the current scope of the need of children and adolescents experiencing homelessness concurrent with serious Emotional Disturbance is the lack of integration of the data systems that currently collect this level of information. School districts may have barriers to capturing this type of data because data on these services largely seem to be collected outside of the school-setting and kept confidential.

Additionally, while school districts and the Office of Education are able to capture data regarding the number of children and adolescents experiencing homelessness who receive special education services for “emotional disturbance,” this definition is inconsistent with the definition as housed in the Mental Health Services Act (WIC Section 5600.3). Where it can benefit the provision of housing and services to children and adolescents who may be eligible for NPLH-Assisted housing, methods for capturing and streamlining sharing of the various data sets for comparison purposes must be developed for all eligible children, adolescents, and their families to be identified for assistance through the NPLH program.

---

<sup>65</sup> Informational interview with community stakeholder; December 5, 2018.

<sup>66</sup> Informational interview with community stakeholder; December 4, 2018.

<sup>67</sup> Informational interview with community stakeholder; December 4, 2018.

## *ii. Emerging Implementation and Expansion of the Yolo County Coordinated Entry System*

As explained in detail above, additional components of the Yolo County Coordinated Entry System must be further developed and expanded in order to accommodate identification, assessment, and prioritization for eligible members of the NPLH Target Population, in order to facilitate referrals to NPLH-Assisted Units. This includes enhancements to discharge planning protocols and practices with institutional settings, including jails, probation, hospitals, and residential treatment facilities, etc.

## VI. Solutions to Homelessness in Yolo County

Through a community process, the Plan identified four issue area objectives from the County's 2017 General and Strategic Plan to End Homelessness to focus on. Yolo County's 2017 General and Strategic Plan to End Homelessness is a revision to the County's 10-year Plan to End Homelessness and outlines the move from the County's traditional homeless service delivery model to a coordinated model based on Housing First principles.<sup>68</sup> The areas of focus for this Plan include:

1. Strengthen the homeless crisis response system with an emphasis on developing prevention services.
2. Increase affordable housing options for the most vulnerable.
3. Stabilize and maintain physical and behavioral health for those with the highest needs.
4. Examine systems-level coordination and identify opportunities for improved partnership.

Over the next three years, the goals, strategies and action steps that are detailed below around each of these issue areas will be reviewed by community partners on an annual basis to assess the level of progress in each of these areas. As part of its work, leadership will also review these action steps and tie them into a larger workplan with identified leadership to drive each piece of the work.

### Goal 1: Strengthen the Homeless Crisis Response System, Focusing on Prevention

As described earlier, the 2017 PIT Count data found that 45.5% (209) of those who are homeless are unsheltered. Yolo County saw an overall decrease in the number of individuals experiencing homelessness between 2015 and 2017 (498 compared to 459), but the number of those unsheltered increased slightly during 2015-2017 from 194 to 209. Unsheltered homelessness in the County has seen little movement from 2009-2017 (202 vs. 209 individuals), indicating a need for increased crisis response and prevention services to make headway in reducing those experiencing unsheltered homelessness.

Over the next three years, success toward strengthening the crisis response system and building out prevention services will be measured by:

1. A decrease in the number of people experiencing unsheltered homelessness in Yolo County, as measured through the bi-annual Point-in-Time Count.

---

<sup>68</sup> Yolo County 2017 General and Strategic Plan to End Homelessness: <https://www.yolocounty.org/Home/ShowDocument?id=55468>.



## Yolo County Plan to Address Homelessness

2. An increase in the available funding and resources for prevention services county-wide, which will be tracked through the year-end report of homelessness funding in Yolo County.
3. An increase in the number of emergency shelter beds, as indicated in the annual Housing Inventory Count.

### *Strategy 1.A. Map the Homeless Crisis Response System and Prevention Resources Available.*

**Action 1.A.1: Create a crisis response and prevention services guide.** Yolo County's homelessness services are located across the County and have evolved over time, responding to community need and funding changes. Mapping the homeless crisis response system will involve two main undertakings. First, in order to better understand where homeless crisis response and prevention services currently exist the County will work with partners over the next year to compile a complete list of resources, including who provides the resource and where. Crisis response and prevention services can include flexible funding pools, rental assistance, emergency shelter, transitional housing, and outreach services. This information will help inform the larger social service community and public about what resources are available across the County. This guide will live online and updated on a regular basis to ensure that all partners and community stakeholders have access to a complete and current list of what crisis response resources exist in Yolo County. This guide will also be leveraged in outreach to landlords, businesses, and other organizations looking for resources to help support those experiencing housing instability and at-risk of experiencing homelessness.

**Action 1.A.2: Complete an intercept map for the homeless services system.** The second component of mapping the crisis response system and prevention resources will utilize sequential intercept mapping. Yolo County HHSA completed intercept mapping for the criminal justice system and partner with the community and HPAC to conduct a similar process for the homeless crisis response system. Sequential intercept mapping provides the opportunity to identify intercepts, or points along an individual's or family's engagement in the homelessness system of care, detailing where opportunities for engagement are and what types of resources are available at each point. This framework offers the opportunity to map out resources with partners while also working strategically to identify gaps and opportunities for improved outreach and coordination. This intercept mapping exercise will be a more in-depth planning activity that the County undertakes in the next three years to identify longer-term intervention strategies.

### *Strategy 1.B. Leverage New State Funding Sources to Invest in Prevention and Crisis Response Services.*

According to Yolo County's 2017 HIC, there were 157 emergency shelter beds in the County. The County has one permanent emergency shelter in Woodland, a domestic violence shelter, and seasonal winter shelters and warming centers located in Davis, Woodland and West Sacramento. This number of shelter beds does not meet current need. In order to address the number of unsheltered individuals living in the County, there must be an increase in the County's shelter capacity by turning seasonal shelters into year-round shelters and developing new shelter beds. In addition, preventing individuals and families from becoming homeless requires investing in resources that can in turn be used to help those at-risk. While the County currently has a small amount of prevention funding, there is a need to increase this funding and make it more flexible.

**Action Step 1.B.1: Apply for state funding as available.** New state funding, including the California Emergency Solutions and Housing (CESH) funding and the Homeless Emergency Aid Program (HEAP), provide more flexible sources of funds that can be used for prevention and crisis response. The County plans to leverage \$198,411 of CESH funds to for rental assistance, housing relocation, and stabilization services across the county. In addition, using HEAP funding Yolo will expand crisis response services through expanded shelter capacity. There are also plans to expand shelter capacity in Woodland by 25-35 beds and add 60 new supportive housing units as part of a larger relocation and expansion effort to develop more supportive housing and new treatment facilities.

**Action Step 1.B.2: Utilize SB 2 funding for crisis response and prevention services.** While these are one-time funding sources, there are opportunities to leverage other new state funding. For example, funding through the real estate transaction tax (2017's SB 2 Building Jobs and Homes Act) will provide funding directly to local governments starting in 2019.<sup>69</sup> This funding may go toward assistance to those experiencing homelessness, including rental assistance and funding for emergency shelters. SB 2, in addition to a second round of CESH, can help increase investments in crisis response and prevention services. The County will track how funds for these services grow year over year with an emphasis on finding new opportunities to invest in the County's crisis response system.

### *Strategy 1.C. Develop and Pilot an Early Identification Tool to Assess Those in Need of Prevention Services.*

**Action Step 1.C.1: Coordinate partners and identify existing tools.** A screening tool that assesses the need for prevention services will assist in determining what type of resources an individual or family at-risk of homelessness needs and provide support to them before they enter the homelessness system. In order to develop the screening tool, partners from across systems, including food banks, libraries, and schools, will determine how to define those at-risk of homelessness and identify any existing methods for assessing who is at-risk.

**Action Steps 1.C.2 and 1.C.3: Develop a prevention tool and partner with providers to pilot.** Building off of the review of existing tools, partners will develop a short screening tool. The tool will be piloted and evaluated to determine its ability to appropriately identify those at-risk and provide assistance that prevents them from experiencing homelessness. This screening tool will be paired with the resource guide so that when someone is identified as in-need of services, they are connected to appropriate services.

## Goal 2: Increase Affordable Housing Options for Those Experiencing or At-Risk of Experiencing Homelessness

Yolo County is in a housing crisis and, like many areas across the state, is in need of developing a range of affordable housing options. While additional housing is needed for those at low and moderate-income levels, there is a significant need for housing for individuals and families who are economically the most vulnerable and living at very and extremely low-income levels. Within this

---

<sup>69</sup> California Department of Housing and Community Development: <http://www.hcd.ca.gov/policy-research/housing-package/cahp-faq.shtml#sb2>



## Yolo County Plan to Address Homelessness

group there is especially a need for developing housing that assists those experiencing homelessness. According to Yolo County Housing's Annual Update for FY 2018, there are 7,700 renter families with housing needs who earn between 0-30% area median income (AMI). Developing housing that targets those most vulnerable, living at the lowest income level and experiencing or at-risk of homelessness, is critical. Connecting those experiencing or at-risk of homelessness to stable housing is crucial to supporting increased self-sufficiency and improved economic security. Progress toward this goal will be measured by:

1. An increase in the number of rental affordable housing units permitted (with secured funding) or developed and targeted toward those at 0-30% AMI as tracked through the California Department of Housing and Community Development Annual Housing Element Progress Report.
2. An increase in the number of individuals exiting homelessness to permanent housing as tracked through HMIS.
3. An increase in the number of individuals remaining housed for one year following experiencing homelessness as tracked through HMIS.

Developing new housing can take years, so observing significant progress toward these goals in three years may be challenging, which means examining the development that is permitted and has secured funding will help the County measure improvements in development. In order to achieve this goal, the County will work with the cities and housing partners to implement a series of strategies and action steps to increase affordable housing development.

### *Strategy 2.A. Invest in Alternative Housing Models to More Efficiently Develop Affordable Housing.*

Developing more affordable housing units is critical in order to provide a wider range of housing options for those who are most in need while also helping prevent future homelessness. The County is leveraging new funding through NPLH to develop more affordable housing units. In the first round of competitive funding, West Sacramento and Woodland are applying for funding to develop 85 units (41 units NPLH) and 60 units (29 units NPLH), respectively. This investment in new affordable housing is an important step but the community recognizes a need to pursue additional opportunities for creating more affordable housing.

**Action Step 2.A.1: Identify alternative housing models to pilot.** County and City Leadership will partner with Planning Departments to explore opportunities for developing alternative models of housing, looking specifically at opportunities to develop Accessory Dwelling Units (ADUs), tiny homes, and utilize modular building techniques to build housing more quickly and efficiently. As part of assessing and creating pilots around these alternative models, Yolo will look to other communities who have piloted this type of housing development specifically to house those who have experienced homelessness. Los Angeles County and Multnomah County in Oregon are both piloting efforts around providing homeowners with financial incentives to develop ADUs if these units are rented out to those who have experienced homelessness or have a housing voucher.<sup>70</sup>

---

<sup>70</sup> LA County ADU Pilot: <https://www.mas.la/adu-pilot-project/>; Multnomah County ADU Pilot Program: <https://enhabit.org/adus/wrapping-up-a-place-for-you-adu-pilot/>.

**Action Steps 2.A.2 and 2.A.3: Review existing zoning laws and fees and partner with City Planning Departments to pilot models.** As part of this work, partners will also review how to ease zoning and fee requirements in order to expedite this type of development and make it financially feasible. City planners will be an important partner in these efforts, helping develop and message new housing opportunities and the benefits of participating.

Additionally, the County will pair the housing opportunities with needed wraparound and mediation services. This additional service provision will help in maintaining tenant health while also providing support for landlords who may be hesitant to participate. Providing these services increases housing retention and stability. These alternative models for housing must also be pursued with efforts to continue expanding other supportive housing environments, like room and board housing.

### *Strategy 2.B. Create Public-Facing Resource Materials that Outline the Benefits of Affordable Housing Development.*

**Action Step 2.B.1: Create an FAQ document on the benefit and need for affordable housing in Yolo.** As a community, there is a need for greater education around the benefits of affordable housing development and the potential for positive impact in Yolo County. In order to help provide the public with more information around the importance of developing a range of affordable housing options, especially for those who are most vulnerable, the County will develop a set of resource materials to help make the public case for more affordable housing development. This information will help dispel myths around affordable housing and lift up the need for increased development in the community. This information will be posted online, easily accessible to the public. In addition, these materials can be used at community meetings and forums to speak to the need for affordable housing with accurate information that is specific to Yolo.

### *Strategy 2.C. Explore Options for a Local Funding Source for Affordable Housing Development.*

**Action Step 2.C.1: Review successful local funding measures.** Ultimately, more housing development requires more funding. State programs like NPLH and tax credits help in encouraging affordable housing development, but these are not enough funds. Yolo County is experiencing a housing crisis and must explore the potential of developing new funding sources to address this crisis. Yolo County can look to what other communities in California have done to create new local funding for housing and homelessness services. For example, the 2018 election saw many cities taking up special measures to levy taxes to fund homelessness services and/or housing development.<sup>71</sup> In 2016, the City of Los Angeles passed Proposition HHH, which increased property taxes by \$0.348 per square foot, providing \$1.2 billion in funding for supportive housing for those experiencing or at-risk of experiencing homelessness.<sup>72</sup> While these efforts are primarily in larger cities and counties, Yolo County can learn how different communities are approaching generating new funds and can scale a proposal appropriately for Yolo County.

---

<sup>71</sup> CityLab, “California Ballots Get Creative on Homelessness and Affordable Housing.” October 31, 2018. <https://www.citylab.com/equity/2018/10/november-california-ballots-homelessness-affordable-housing/>.

<sup>72</sup> Los Angeles Housing + Community Investment Department: <https://hcidla.lacity.org/prop-hhh>.

**Action Steps 2.C.2 and 2.C.3: Partner with County and City leadership to discuss options for Yolo County and develop a proposal.** Over the next three years, Yolo County will partner with county housing and homeless agencies, county leadership, and city council leadership to explore creating a local funding source for affordable housing development. This work will include working with Board of Supervisors and City Council representatives to review and evaluate potential options for providing new, local revenue for development. By the end of the three-year period, city and county leaders will have a recommendation and plan for pursuing a local funding stream for affordable housing development.

## Goal 3: Stabilize and Maintain Physical and Behavioral Health for Those with the Highest Needs

The 2017 PIT Count found that 52% of those experiencing homelessness in Yolo County reported having one or more health issues.<sup>73</sup> Of those who reported having health issues, 57% identified having two or more health issues.<sup>74</sup> Of those experiencing homelessness in the County, 38% are chronically homeless. Homelessness is a health care issue and Yolo County recognizes how interconnected healthcare and housing are. Current efforts across the County have been successful in providing health care service outreach and co-located health care, but further development and expansion of these services is needed to reach all those experiencing homelessness. Yolo County will assess its progress toward stabilizing and maintaining physical and behavioral health for those with the highest needs by tracking:

1. Reductions in the number of health conditions reported by those identified as experiencing homelessness through the annual Point-in-Time Count.
2. Reductions in the number of Emergency Room visits by those experiencing homelessness as reported by existing data reporting systems.

In order to achieve this goal and realize these reductions, Yolo County will work to expand current mobile health outreach and co-located services while also leveraging new opportunities to build partnerships across health, housing, and homelessness services.

### *Strategy 3.A. Increase Access to Mobile and Co-located Health Services.*

**Action Step 3.A.1: Map current mobile health outreach and co-located services.** Yolo County currently has a number of mobile health outreach efforts, including on-site medical service provision and outreach to those staying in shelters. However, the current status of health outreach efforts and where in the County services exist is not centralized in one place. As a first step, the County and its partners will map where existing mobile health outreach efforts exist, including those that reach individuals in shelters.

### **Action Steps 3.A.2 and 3.A.3: Identify areas of need and expand outreach and co-located services.**

After mapping where services exist, this information will be used to identify gaps in current services, both geographic and in terms of need. For example, community members indicated a need for behavioral health outreach. The inventory of current health outreach will then be used to help create

---

<sup>73</sup> Yolo County 2017 Homeless Count Report, p. 4.

<sup>74</sup> Ibid.

partnerships where there is the greatest need for mobile outreach services. In addition to having health workers go into the field, Yolo County will also work to expand mobile clinic outreach to a wider geography. The County can build off existing local models, like Elica Health Center's Health on Wheels, to scale mobile clinic outreach efforts.<sup>75</sup> By increasing health outreach efforts, service providers will also increase and form closer relationships with those who are experiencing homelessness. Developing these closer relationships will in turn help encourage engagement and the use of services by those experiencing homelessness while also providing opportunities to offer warm handoffs to other types of needed services. The connection to and provision of comprehensive services will offer the opportunity for those experiencing homelessness to improve their health and housing outcomes, ultimately leading to greater self-sufficiency.

### *Strategy 3.B. Improve Connections Between Health and Housing Efforts.*

Critical to stabilizing and maintaining physical and behavioral health is having coordinated partners who are able to provide warm handoffs and assist clients in navigating services which support improved self-sufficiency such as access to public benefits or other sources of incomes. One example of how health and housing can be better connected is through medical respite. There is currently a four-bed medical respite program in Woodland, which provides intensive health and housing support. Expanding this type of model for those with serious health and housing needs is crucial to helping those with the most serious health concerns.

**Action Step 3.B.1: Utilize AB 210 to improve information sharing between agencies.** New state laws provide an opportunity to further develop partnerships between healthcare, housing, and homelessness services in the County. The new AB 210 legislation around information sharing and the creation of multidisciplinary teams (MDTs) makes it easier to share information between participating agencies and service providers in a homeless MDT. This allows partners from across different healthcare providers, housing and homelessness services to share and discuss relevant information about clients in order to help connect them to services and housing. This new information sharing opportunity can help bring new partners to the table, creating connections that improve coordination and client services. Yolo County already utilizes MDTs in helping connect those experiencing homelessness to housing and services. This existing MDT infrastructure will make it easier for the County to pursue the partnership and information sharing allowable under AB 210.

**Action Steps 3.B.2 and 3.B.3: Utilize SB 1152 to create standardized hospital discharge policy and leverage this to engage with other system discharge efforts.** A second new piece of state legislation, SB 1152, requires each hospital to include a written homeless patient discharge planning policy and process within a hospital's discharge policy. This bill was signed into law in 2018 and goes into effect on July 1, 2019. This new law provides the County the opportunity to standardize and coordinate its hospital discharge policies. In addition, this work can help spur discussions with other systems around discharge planning and be used as a template for engaging partners around this topic.

Yolo County is in a position to utilize both pieces of legislation to improve health and homelessness service delivery and partnerships, which ultimately will help improve coordination at the provider level and lead to improved outcomes for clients.

---

<sup>75</sup> Elica Health Centers, Health on Wheels: <https://www.elicahealth.org/health-on-wheels.html>.

## Goal 4: Examine Systems Level Coordination

With multiple jurisdictions and service providers, the Yolo County system of care contains many components and partners. These partnerships require coordination in order to be successful. The prior goals incorporate elements of coordination, but this goal explicitly focuses on examining how to better coordinate and strengthen partnership efforts in order to improve service delivery, funding, and policy opportunities. Yolo County will qualitatively look at the following measures to assess whether systems level coordination and partnering is improving:

1. Increase in partners' awareness of the homelessness services offered across the County and cities.
2. Increase funding coordination across the County for homelessness services and housing development.

While these measures of success cannot be quantified through data that is currently collected, they can be measured through surveying and interviewing partners over the next three years to determine what current perceptions of coordination are, what additional improvements could be made, and whether progress is being made toward this goal.

### *Strategy 4.A. Leverage the Continuum of Care Structure to Strengthen Coordination and Partnerships.*

**Action Step 4.A.1: Utilize HPAC to review current coordination and partnership efforts.** Yolo County's CoC, HPAC is a natural place for coordinating and strengthening partnerships around homelessness services and housing. Using HPAC as the convener, the CoC will review its current coordination efforts and partner engagement to determine how well coordination is happening currently. Over the next year, HPAC will reach out to partners via survey and interviews to determine what current perceptions of coordination are and what are opportunities for improvement. HPAC will also engage with cities, who have already begun meeting at the homeless outreach coordinator-level, to assess their thoughts on how to better coordinate across the entire County.

**Action Steps 4.A.2 and 4.A.3: Look at how other CoCs in California partner and create a set of recommendations for increased partnership.** HPAC will also research other potential models for improved coordination, looking to how other CoCs in California and across the country have approached CoC organization and coordination. Improved coordination and partnership will be assessed with an eye toward improving how direct services are coordinated, current and new funding applications and allocations are coordinated, and how policy coordination can be utilized to improve homelessness and housing services across the entire County. The County's Coordinated Entry System is another lens that will be utilized to assess opportunities for improvement. These efforts will be exploratory over the next three years, with follow-up action steps developed to reflect initial findings.

## VII. Conclusion

Yolo County has a strong homeless system of care with an extensive network of providers throughout the County and across its cities that are working to deliver services and connect

## Yolo County Plan to Address Homelessness

individuals and families with housing. While the system has a number of strengths there are also areas in need of improvement. By focusing on shoring up and expanding the County's crisis response and prevention services, working toward developing new affordable housing for those at the lowest end of the income spectrum, investing in services to stabilize physical and behavioral health, and improving coordination among all partners, the County will see tangible improvements in its larger homeless system of care. Making progress in each of these areas will help further strengthen the system, working toward comprehensively meeting the needs of those most vulnerable.

## Appendix A. Acknowledgements

HHSA would like to thank the following partners for their assistance in compiling this County Homelessness Plan (the Plan), and for their dedication in moving toward our shared goal of ending homelessness.

- County and City Representatives
  - City of Davis
  - City of West Sacramento
  - City of Winters
  - City of Woodland
  - Yolo County Health and Human Services Agency (HHSA)
- County Health Plans & Health Care Providers
  - Local Hospitals – Dignity Health/Woodland Memorial Hospital and Sutter Health/Sutter Davis Hospital
  - CommuniCare Health Centers
- Criminal Justice
  - City of Davis Police Department
  - City of West Sacramento Police Department
  - City of Winters Police Department
  - City of Woodland Police Department
  - Yolo County District Attorney’s Office
  - Yolo County Sheriff’s Office
- Education
  - Local School Districts
  - Yolo County Office of Education
- Housing and Homeless Service Providers
  - Davis Community Meals and Housing
  - Davis Opportunity Village
  - Downtown Streets Team
  - Empower Yolo/Family Resource Center
  - Fourth and Hope
  - Interfaith Rotating Winter Shelters (Davis and Woodland) and Mercy Coalition (West Sacramento)
  - Resources for Independent Living
  - Rural Innovations in Social Economics (RISE)
  - Shores of Hope
  - Turning Point Community Programs
  - Volunteers of America (VOA)
  - U.S. Department of Veterans Affairs (VA) Health Care
  - Yolo Community Care Continuum
  - Yolo Conflict Resolution Center
  - Yolo County Children’s Alliance
  - Yolo Healthy Aging Alliance
- Local Homeless Continuum of Care
  - Members of the Yolo County Homeless and Poverty Action Coalition (HPAC)
- Public Housing Authority
  - Yolo County Housing
- Representatives of Family Caregivers of Persons Living with serious mental illness (SMI)

## Yolo County Plan to Address Homelessness

- National Alliance on Mental Illness (NAMI) Yolo
- Other Valuable Partners
  - Legal Services of Northern California (LSNC)
  - Meals on Wheels Yolo County
  - Yolo Adult Day Health Center
  - Yolo County Library
  - Yolo Food Bank



## Appendix B. Solutions At-A-Glance

The chart below provides an overview of the solutions and actions steps outlined above and a time frame for completing these actions. The “Lead(s)” column is intentionally left blank and will be used by partners to help assign leadership for each strategy and action step in the coming months.

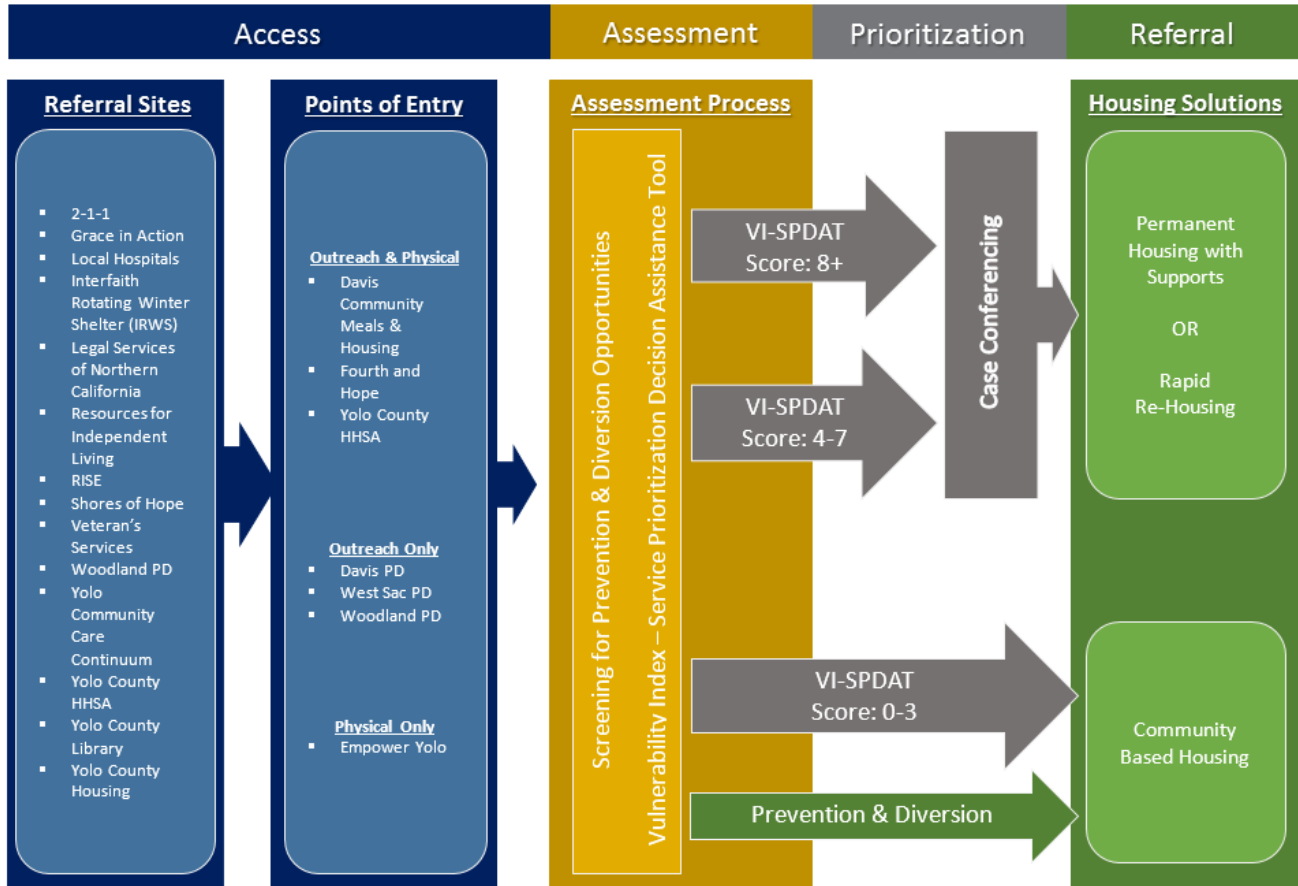
<b>Goal 1. Strengthen the Homeless Crisis Response System, Developing Prevention Services</b>			
<b>Strategy</b>	<b>Action Steps</b>	<b>Timeframe</b>	<b>Lead(s)</b>
1.A. Map the homeless crisis response system and Prevention Resources Available.	<ol style="list-style-type: none"> <li>1. Map and Generate List of Homeless Crisis Response Services</li> <li>2. Conduct Sequential Intercept Mapping</li> </ol>	<ol style="list-style-type: none"> <li>1. Year 1</li> <li>2. Years 1-3</li> </ol>	
1.B. Leverage new state funding sources to invest in prevention and crisis response services.	<ol style="list-style-type: none"> <li>1. Apply for additional CESH and HEAP money as available</li> <li>2. Consider utilizing SB 2 funding for investing in crisis response system</li> </ol>	<ol style="list-style-type: none"> <li>1. Year 1</li> <li>2. Years 1-3</li> </ol>	
1.C. Develop and pilot an early identification tool to assess those in need of prevention services.	<ol style="list-style-type: none"> <li>1. Coordinate partners and identify existing tools</li> <li>2. Develop/adapt screening tool</li> <li>3. Partner with providers to pilot</li> </ol>	<ol style="list-style-type: none"> <li>1. Year 1</li> <li>2. Years 1-2</li> <li>3. Years 2-3</li> </ol>	
<b>Goal 2. Increase affordable housing options for the most vulnerable</b>			
<b>Strategy</b>	<b>Action Steps</b>	<b>Timeframe</b>	<b>Lead(s)</b>
2.A. Invest in alternative housing models to more efficiently develop affordable housing.	<ol style="list-style-type: none"> <li>1. Identify alternative housing models to focus on piloting</li> <li>2. Review existing zoning laws and fees</li> <li>3. Partner with City Planning Departments to pilot</li> </ol>	<ol style="list-style-type: none"> <li>1. Year 1</li> <li>2. Years 1-2</li> <li>3. Years 2-3</li> </ol>	
2.B. Create public-facing resource materials that outline the benefits of affordable housing development.	<ol style="list-style-type: none"> <li>1. Create an FAQ-like document to outline the benefits and need for affordable housing development</li> </ol>	<ol style="list-style-type: none"> <li>1. Year 1</li> </ol>	
2.C. Explore options for a local funding source for affordable housing development.	<ol style="list-style-type: none"> <li>1. Review successful local funding measures</li> <li>2. Meet with County and City Leadership to discuss options for Yolo County</li> <li>3. Develop local funding proposal for Yolo County</li> </ol>	<ol style="list-style-type: none"> <li>1. Year 1</li> <li>2. Years 1-3</li> <li>3. Year 3</li> </ol>	

Yolo County Plan to Address Homelessness

<b>Goal 3. Stabilize and maintain physical and behavioral health for those with the highest needs</b>			
<b>Strategy</b>	<b>Action Steps</b>	<b>Timeframe</b>	<b>Lead(s)</b>
3.A. Increase access to mobile and co-located health services.	<ol style="list-style-type: none"> <li>1. Map current mobile health outreach and co-located services</li> <li>2. Identify areas of need</li> <li>3. Expand mobile health outreach and co-located services</li> </ol>	<ol style="list-style-type: none"> <li>1. Year 1</li> <li>2. Year 1</li> <li>3. Years 2-3</li> </ol>	
3.B. Improve connections between health and housing efforts.	<ol style="list-style-type: none"> <li>1. Utilize AB 210 to improve information sharing between agencies</li> <li>2. Utilize SB 1152 to create and standardized hospital discharge policy</li> <li>3. Engage with other system's discharge efforts</li> </ol>	<ol style="list-style-type: none"> <li>1. Years 1-2</li> <li>2. Year 1</li> <li>3. Years 2-3</li> </ol>	
<b>Goal 4. Examine systems level coordination, identifying opportunities for improved partnership</b>			
<b>Strategy</b>	<b>Action Steps</b>	<b>Timeframe</b>	<b>Lead(s)</b>
4.A. Leverage the Continuum of Care structure to strengthen coordination and partnerships.	<ol style="list-style-type: none"> <li>1. Utilize HPAC to review current coordination and partnership efforts</li> <li>2. Look at how other CoCs in California partner</li> <li>3. Create a set of recommendations for increased partnership</li> </ol>	<ol style="list-style-type: none"> <li>1. Year 1</li> <li>2. Year 1</li> <li>3. Year 2</li> </ol>	

# Appendix C. Overview of Yolo Coordinated Entry System

## YOLO COUNTY COORDINATED ENTRY SYSTEM



1/23/2019