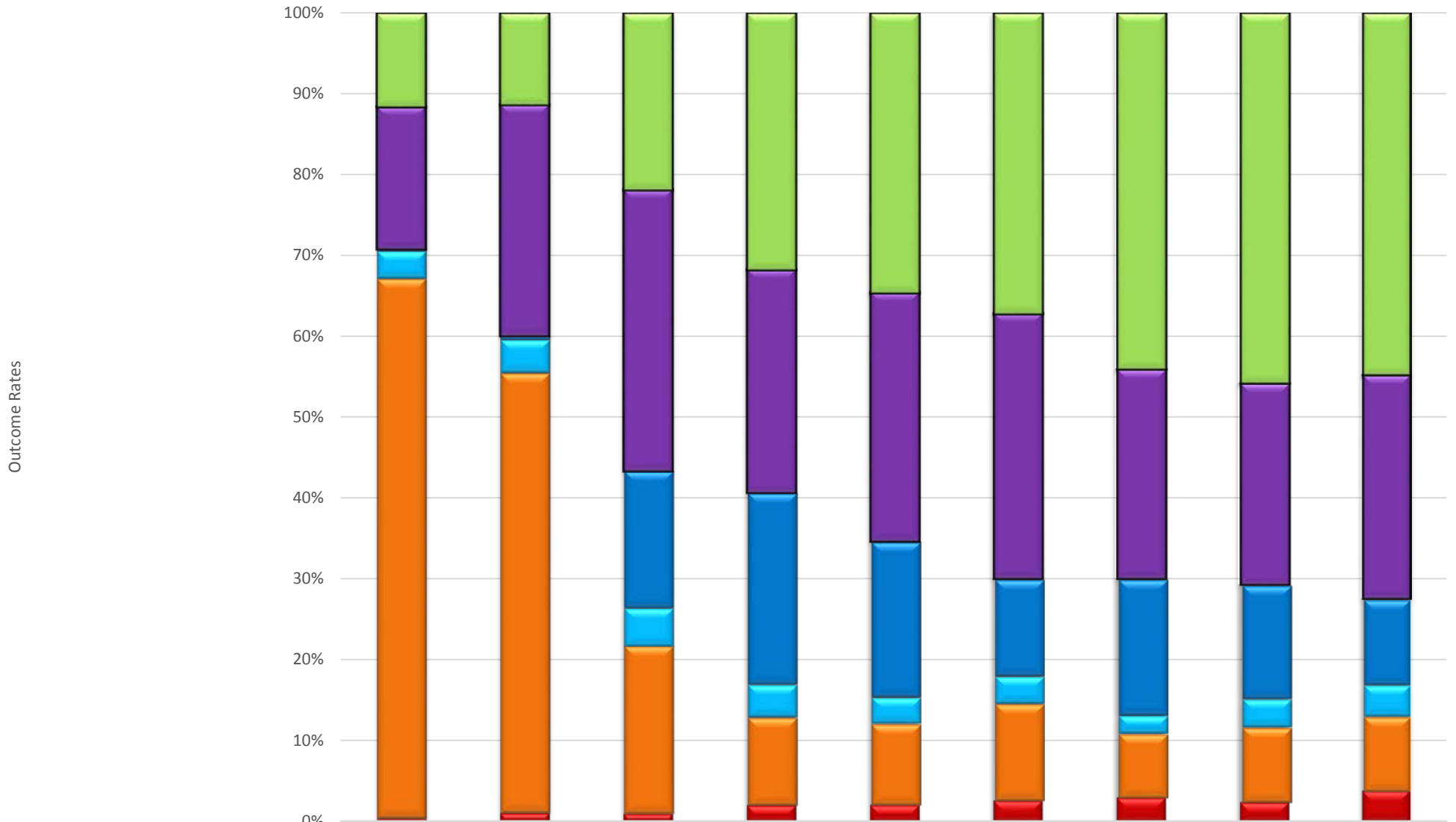


YCAS Cat Outcomes Yearly Comparison

Fiscal Years 2010-2011 through 6/30/19

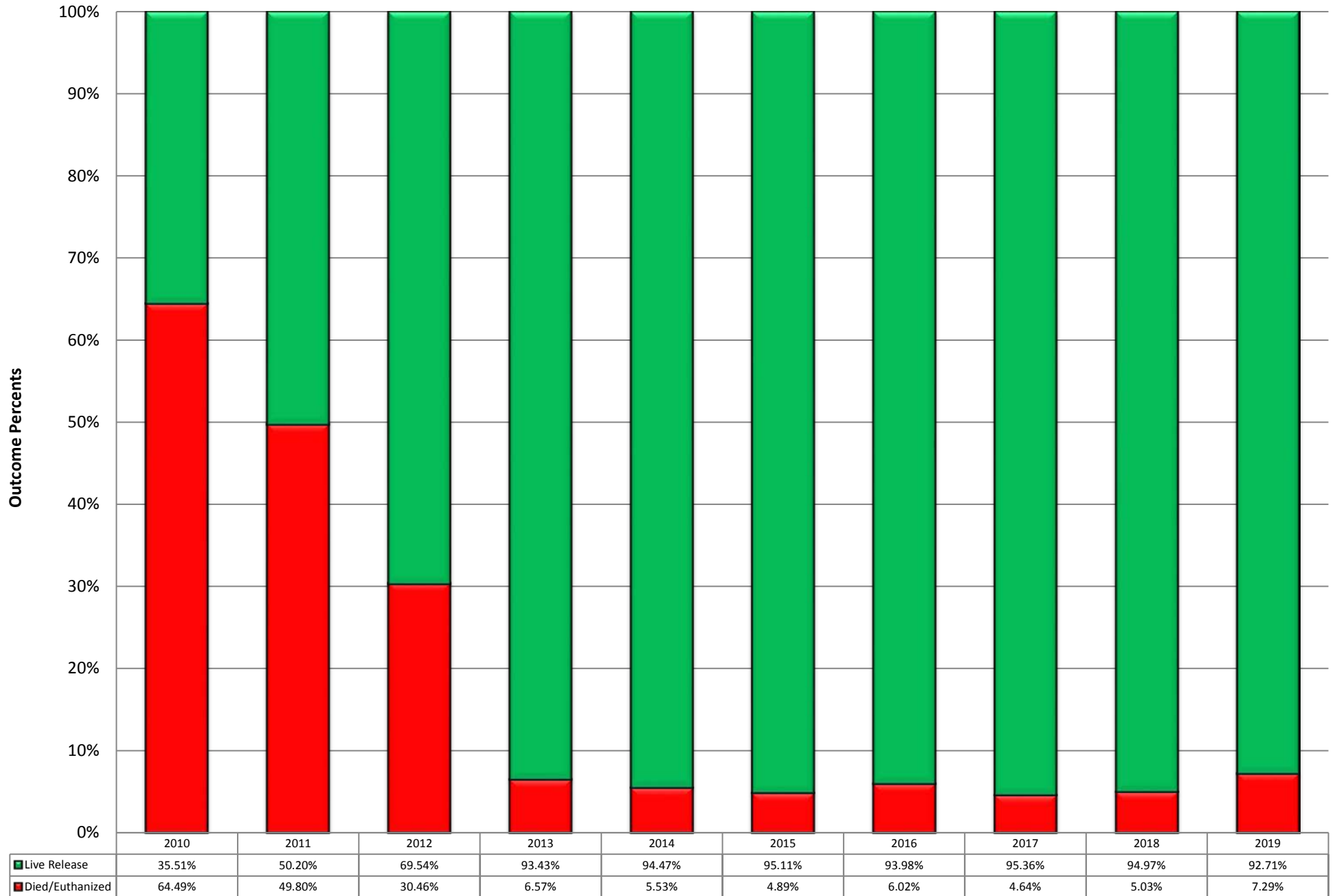


| | 2010 to 2011 | 2011 to 2012 | 2012 to 2013 | 2013 to 2014 | 2014 to 2015 | 2015 to 2016 | 2016 to 2017 | 2017 to 2018 | 2018 to 2019 |
|---|--------------|--------------|--------------|--------------|--------------|--------------|--------------|--------------|--------------|
| Adoption Rate | 12% | 11% | 22% | 32% | 34% | 37% | 44% | 46% | 45% |
| Rescue/Transfer Rate | 18% | 29% | 35% | 28% | 31% | 33% | 26% | 25% | 28% |
| Release/Relocate Rate - non-YCC Request | 0% | 0% | 17% | 24% | 19% | 12% | 17% | 14% | 11% |
| RTO Rate | 3% | 4% | 5% | 4% | 3% | 3% | 2% | 4% | 4% |
| Euthanasia Rate | 66% | 54% | 21% | 11% | 10% | 12% | 8% | 9% | 9% |
| Rate of Other Outcomes - Died/Missing | 0.4% | 1.1% | 1.0% | 2.0% | 2.0% | 2.6% | 2.9% | 2.4% | 3.7% |

YCAS Kitten Outcomes

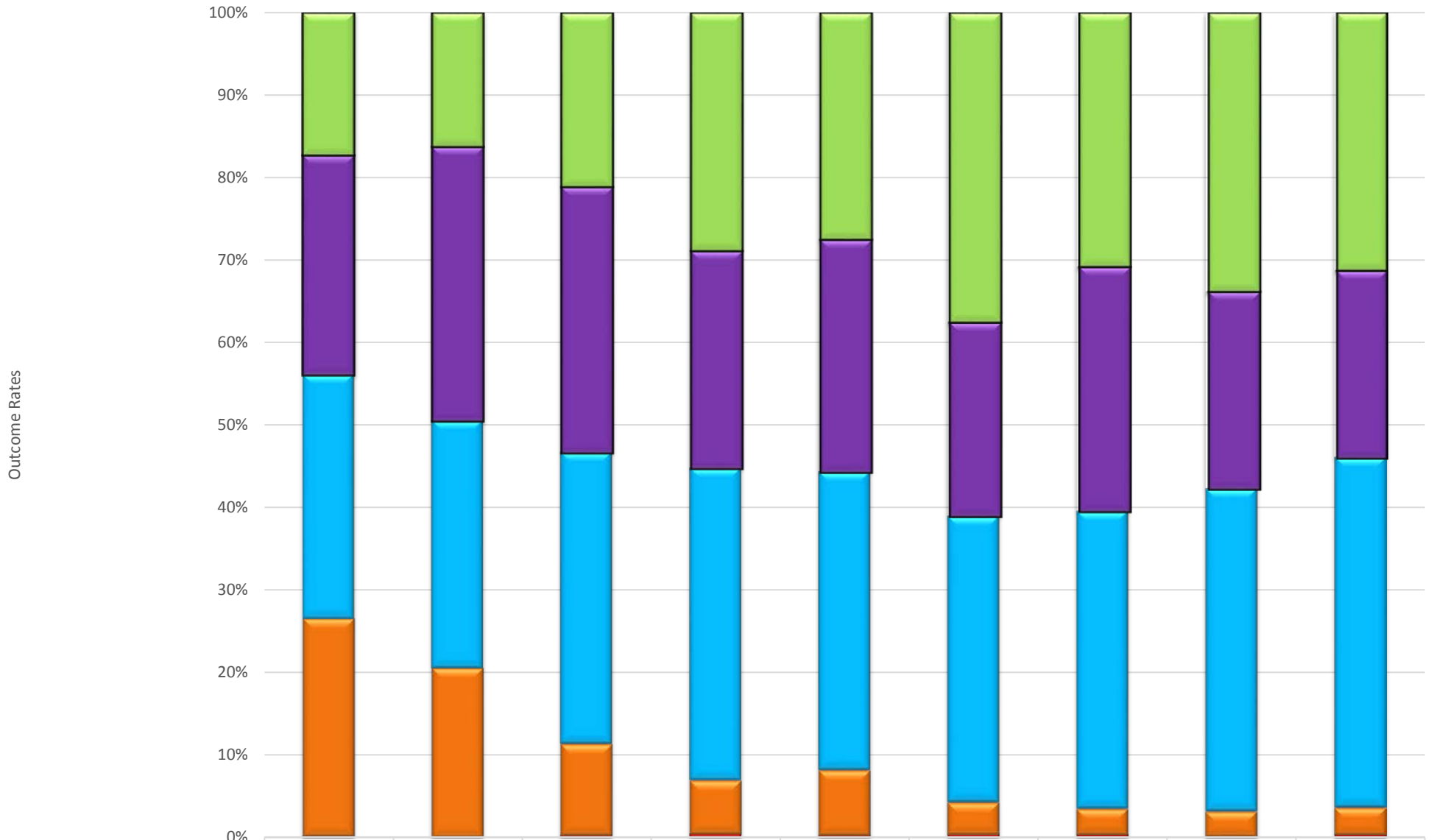
Calendar Year 2010 to 2019 (YTD as of 6/30/19)

(All Kittens - including those arriving as Unweaned and Underage)



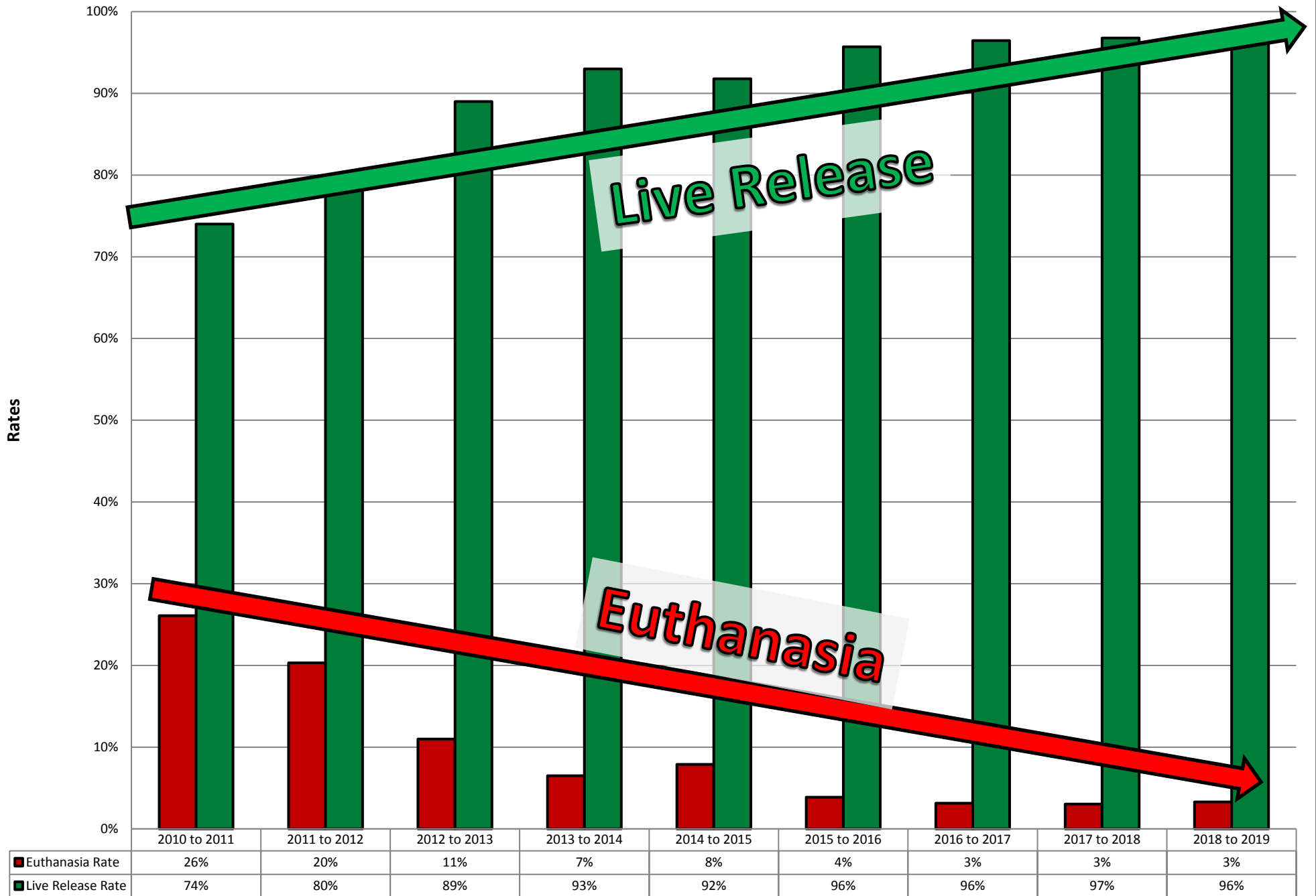
YCAS Dog Outcomes Yearly Comparison

Fiscal Years 2010-2011 through 6/30/19

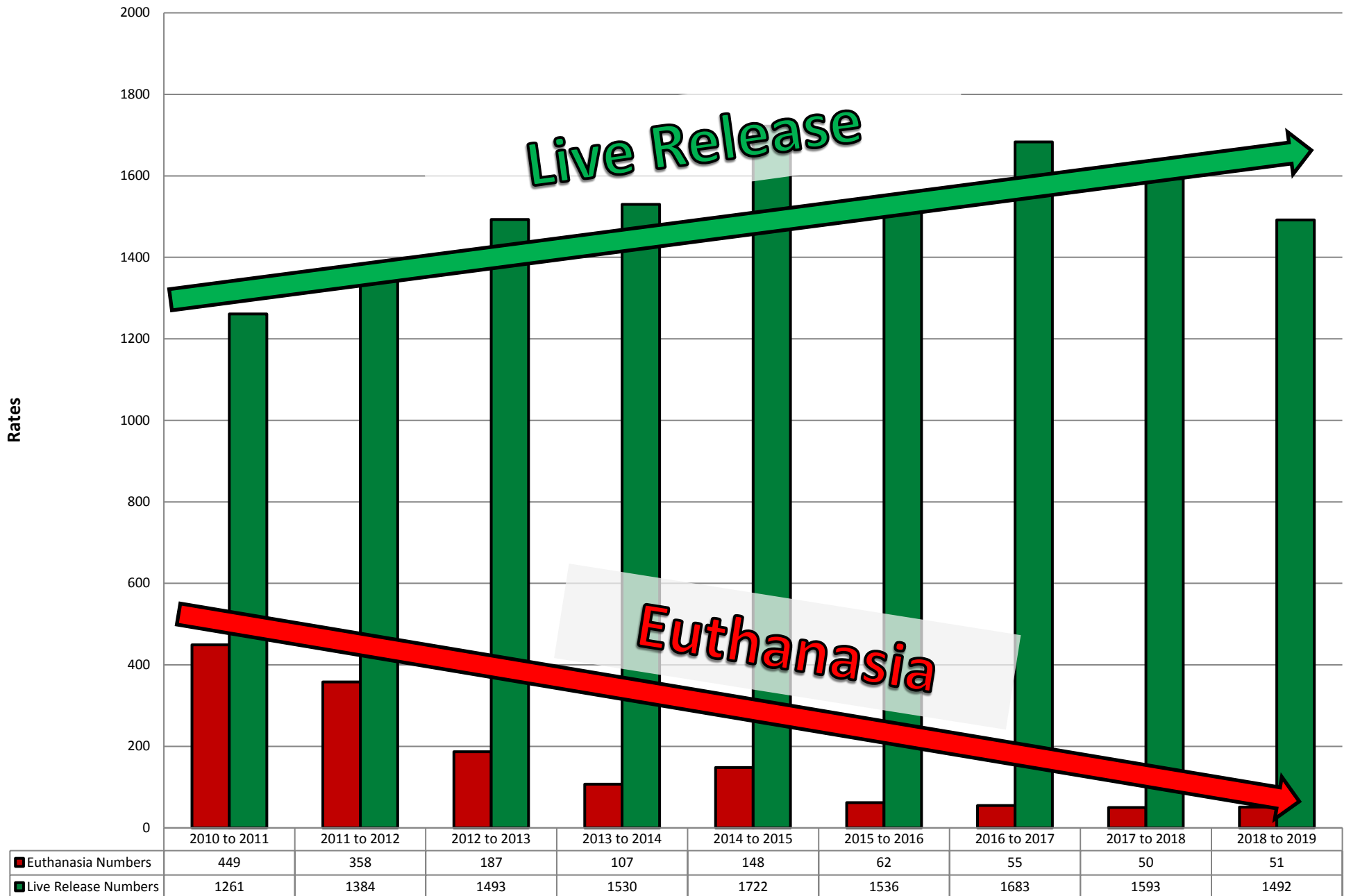


| | 2010 to 2011 | 2011 to 2012 | 2012 to 2013 | 2013 to 2014 | 2014 to 2015 | 2015 to 2016 | 2016 to 2017 | 2017 to 2018 | 2018 to 2019 |
|-------------------------------|--------------|--------------|--------------|--------------|--------------|--------------|--------------|--------------|--------------|
| Adoption | 17% | 16% | 21% | 29% | 28% | 38% | 31% | 34% | 31% |
| Rescue/Transfer | 26% | 33% | 32% | 26% | 28% | 24% | 30% | 24% | 23% |
| RTO | 29% | 30% | 35% | 38% | 36% | 35% | 36% | 39% | 42% |
| Euthanasia Rate | 26% | 20% | 11% | 7% | 8% | 4% | 3% | 3% | 3% |
| Other Outcomes - Died/Missing | 0.2% | 0.1% | 0.3% | 0.5% | 0.3% | 0.4% | 0.4% | 0.2% | 0.4% |

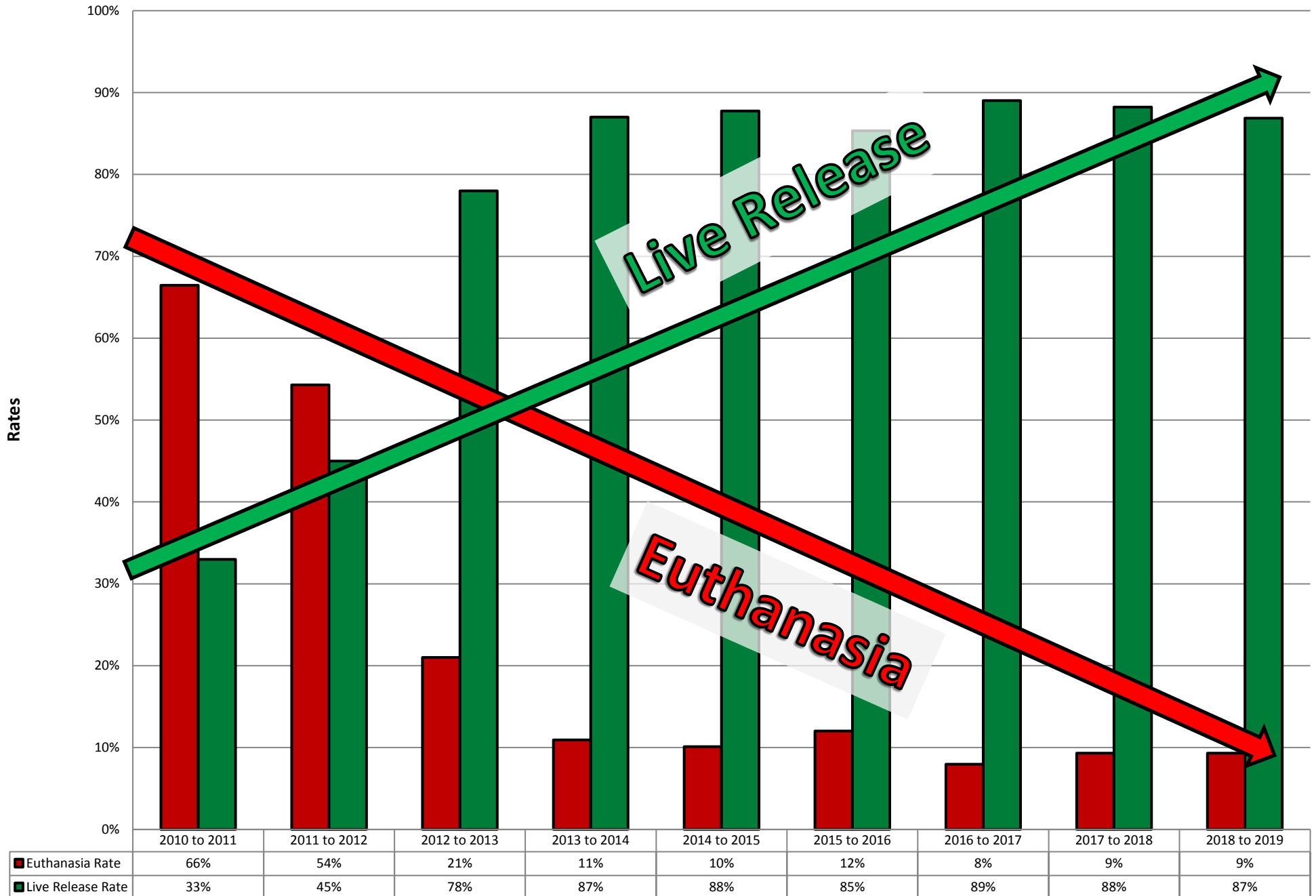
YCAS Dog Live Release and Euthanasia Rates Summary
 By Fiscal Year 2010-2011 to 6/30/19
 (Euthanasia rate for "at risk" animals - does not include Owner Euthanasia Request)



YCAS Dog Live Release and Euthanasia Numbers Summary
 By Fiscal Year 2010-2011 to 6/30/19
 (Euthanasia numbers for "at risk" animals - does not include Owner Euthanasia Request)



YCAS Cat Live Release and Euthanasia Rates Summary
 By Fiscal Year 2010-2011 to 6/30/19
 (Euthanasia rate for "at risk" animals - does not include Owner Euthanasia Request)



YCAS Cat Live Release and Euthanasia Numbers Summary
 By Fiscal Year 2010-2011 to 6/30/19
 (Euthanasia numbers for "at risk" animals - does not include Owner Euthanasia Request)

