

COUNTY OF YOLO

Health and Human Services Agency

137 N. Cottonwood Street • Woodland, CA 95695
(530) 666-8940 • www.yolocounty.org

Local Mental Health Board

Regular Meeting: Monday, January 24, 2022 6:00 PM–8:00 PM

Please join by ZOOM in link below:

<https://us02web.zoom.us/j/82164661979?pwd=YkhmcGpjRkNoYmRKR1QxODFjQ0FRdz09>

Meeting ID: 821 6466 1979

Passcode: 644wP0

Dial +1 669 900 6833 US

Passcode: 422439

All items on this agenda may be considered for action.

CALL TO ORDER -----6:00 PM – 6:30PM

1. Public Comment
2. Approval of Agenda
3. Approval AB 361-Brown Act
4. Approval of minutes from [December 6th, 2021](#)
5. Chair Report-Nicki King
 - a. Introduction LMHB Members
6. Member Announcements:
 - a. NAMI Celebrate Hope and Resilience Event on March 27th
7. Correspondence-None

TIME SET AGENDA -----6:30 PM – 7:00 PM

8. Naming Opportunities-LMHB Recommendations
9. MHSA Spending Plan
10. MHSA Mid-Year Update

Nicki King
Chair

Jonathan Raven
Vice-Chair

Xiaolong Li
Secretary

District 1
(Oscar Villegas)
Aleecia Gutierrez
Maria Simas
Beverly Sandeen

District 2
(Don Saylor)
Serena Durand
Nicki King
Inesita Arce

District 3
(Gary Sandy)
Sue Jones
John Archuleta
Nick Birtcil

District 4
(Jim Provenza)
Carol Christensen
Robert Schelen
Jonathan Raven

District 5
(Angel Barajas)
Brad Anderson
Xiaolong Li
Robin Rainwater

Board of Supervisors Liaisons
Oscar Villegas
Jim Provenza

If requested, this agenda can be made available in appropriate alternative formats to persons with a disability, as required by Section 202 of the American with Disabilities Act of 1990 and the Federal Rules and regulations adopted implementation thereof. Persons seeking an alternative format should contact the Local Mental Health Board Staff Support Liaison at the Yolo County Health and Human Services Agency, LMHB@yolocounty.org or 137 N. Cottonwood Street, Woodland, CA 95695 or 530-666-8516. In addition, a person with a disability who requires a modification or accommodation, including auxiliary aids of services, in order to participate in a public meeting should contact the Staff Support Liaison as soon as possible and preferably at least twenty-four hours prior to the meeting.

CONTINUED ON REVERSE

CONSENT AGENDA ----- 7:00 PM – 7:30 PM

- 11. [Mental Health Director’s Report](#) – Karen Larsen
 - a. [COVID-19 update](#)
 - b. Jail Naming Opportunities
 - c. American Rescue Plan Workgroup
 - d. Cal AIM
 - e. K-12 Services
 - f. [RFP Schedule](#)

 - g. Public Media Campaign
 - a. Mental Health/Wellness
 - b. Overdose Awareness/Prevention
 - h. Crisis Now
 - i. Project Roomkey/Homekey
 - j. MHSA Surplus
 - k. Final FY20-21 Eval Report
 - l. Data Summary

REGULAR AGENDA ----- 7:30 PM – 7:45 PM

- 12. Board of Supervisors Report – Supervisor Villegas and Provenza
- 13. Criminal Justice Update: MHC- Jonathan Raven
- 14. Public Comment- on tonight’s agenda Items

PLANNING AND ADJOURNMENT ----- 7:45 PM – 8:00 PM

- 15. Future Meeting Planning and Adjournment

Next Meeting Date and Location
Next Meeting: February 28th, 2022

I certify that the foregoing was posted on the bulletin board at 625 Court Street, Woodland CA 95695 on or before Friday, January 21st, 2022. Christina Grandison Local Mental Health Board Administrative Support Liaison Yolo County Health and Human Services

Item. 4
Meeting Minutes
December 6, 2021

Local Mental Health Board Meeting

Monday, December 6th, 2021

Online/Call-in ZOOM

Members Present: Robert Schelen, Carol Christensen, Brad Anderson, John Archuleta, Aleecia Gutierrez, Nicki King, Nicholas Birtcil, Sue Jones, Maria Simas

Members Absent: Xiaolong Li, Jonathan Raven, Robin Rainwater

CALL TO ORDER

1. **Welcome and Introductions:** meeting called to order at by Board Chair, Nicki King at 6:05pm
2. **Public Comment:**
 - Richard B-son had a crisis Thanksgiving continued through Friday. Tried to get intervention and was unable to get anything. Very disappointed he couldn't get care during thanksgiving. Called main number for help was giving alternative for calling 911 was crisis not emergency so he didn't call. Apparently, he independently called a number access crisis line which allowed him to vent. Referred him to another line which was not active the day after thanksgiving. 1st call they hung up second call they answered and then did not receive a call back. Tried calling therapist and was out of office. They got back to him Monday which was helpful. A grievance has been submitted. Found a number for Crisis Co-responder number, the person who answered didn't know anything about Madelyn or crisis team. A lot of partners that work on the team, but the coordination needs some improvement. Wife was on board for 6 years; I was on for 6 or 7 years I thought we were doing a little better. Needs better coordination. 911 should know number, and not refer us back to a number that's unmanned on weekends and Holidays. Need an alternative to call someone. It's well known that there is an increase in crisis on the weekend.
 - Lynda Kaufman- We are starting to open up our RCFE for elderly focusing on those with schizophrenia
 - Petrea Marchand-would like to know when the revised evaluation report will come back to mental health board?
3. **Chair Report:** Nicki would like to acknowledge Antonia is leaving the board. She is a valuable member of the board important her participation has been moved for unanimous vote unless there is an objection or abstain that we acknowledge the contribution. Greater understanding of the consumer. Maria has learned so much from Antonia valuable member of the team. Consumer prospective gives great insight. Options for next year's meetings. Meeting moved to 4th Thursday. Meet 1 meeting a quarter since we have had more public participation. Is there a possibility of having a hybrid meeting? They seem to go very well.
 - Maria-in one aspect it's nice that we rotate because it allows different prospective from other communities. Some by zoom but it's nice to be in same room see faces so a hybrid calendar would be nice.
 - In summer months it's easier to meet in locations. Winter its more difficult because of weather and driving in dark.

- John-The idea of moving around may be antiquated if we have access to meetings through ZOOM.
- Brad-In person meetings we would all have to wear masks; we have a new variant coming out we might want to table the discussion until we know what this variant is going to do.

4. Approval of Agenda:

Yea "I"	Nay	Abstention
9	0	0

Motion: Passed

5. Approval of AB 361-Brown Act:

Yea "I"	Nay	Abstention
9	0	0

Motion: Passed

6. Approval of Minutes:

Yea "I"	Nay	Abstention
9	0	0

Motion: Passed

7. **Member Announcements:** none

8. **Correspondence:** Letter of Resignation received from Antonia Tsobanoudis

Time Set Agenda:

9. **Naming Opportunity** presented by Sheriff Lopez

10. **Data Notebook** presented by Mila Green Data Notebook every year we get CBHPC they are asking for data from each county. Collected from all over the state. Structured questionnaire, all related to Behavioral health delivery. This year we are focusing on racial inequities, last year they focused on telemedicine. We pulled together the relevant data and review before we submit tomorrow morning. Meets legal mandate, serves as educational resource, it allows you all to weigh in and to stimulate conversation on unmet needs and give recommendation.

Consent Agenda

11. **Mental Health Directors Report:** Presented by Karen Larsen

- Crisis Now-crisis now is exactly why we are trying to expand our crisis continuum. It's also why nationally they are adopting the 988 number, starting in July. Our local system is working to have the 24/7 coverage. Our access line is available 24/7 but we could do better if we had an access line that could have kept him online or dispatched someone to go out and talk to him in person. The hope is that the system will be going out for RFP at the beginning of the year.

- Public Media Campaign-we partner with DA office seen significant overdose on Fentanyl overdoses. Pretty frantic. We are working a harm reduction campaign and working with DA office on that.
- Project Room Key Homekey-Nicki-read about the use of shelter at the migrant facility, is that way down on Mace Blvd. It seems like a tough place to get people to and from. It was unused during winter hours. It's not the prime location but we are navigating on how to get people there and back. There aren't even any sidewalks going out that far. To help homeless during times of COVID for safe place for quarantine. Is there data on how many contracted COVID, we had plenty of people coming into the hospital unhoused and we helped them. Most did not have COVID and most were 60 and over. Those were most at risk especially if they had additional health issues.
- MHSA Surplus-will bring to BOS at January meeting so they know what surplus is and what our intentions are for spending. Will come back to this board for sharing what our plan is. What we got from other stakeholders if reflected on the slide. Anya-is there going to be a more community involved process for the proposals, there is another QG and it will be discussed then. We always want to continue a percentage has to go to CSS some has to go to kids. We still walk a fine line even with the surplus Will HHS provide more information about what you're planning on funding with the extra.
- K-12 Contract can be used for curriculum development for MH topics. Offering curriculum for Jr high could even be an optional offering that all students have access to. They had rally type outreach and education for general population wants to see if there is the develop curriculum for base help or coping mechanisms. Sounds like youth First Aid Trainer. Would hate to water down mental health to the student, Karen will connect with Aleecia after to discuss.
- Pinetree Gardens Ad Hoc- going to board tomorrow about all the things going on at both homes. All progress and plans. Not only about PTG but our desire to have more board and care so our residents don't have to go elsewhere.
- No Place like Home-we have two NPLH developments we opened or first in West Sacramento, and our second will open in woodland. Its open we have 85 permanent housing, we have stopped PRK/Home key and those people would be moving into NPLH. For West Sac development most, people will be from existing Roomkey/Homekey. Not all but a good portion. Some will come from other places in Yolo County.

Regular Agenda

1. **Board of Supervisors Report:** presented by Supervisor Provenza number of things board is active and committed on mental health. We did receive a proposal for spending \$500,000. Reconsidering reallocations if the additional 3 million were to come up. We are hearing a report on Pine Tree Gardens if you can tune in. We will hear a report on progress of two houses. If you're interested in this area, I encourage you to join, Under MHSA the board asked for workshop for allocating funds with board input. Looking at January or February for that meeting. The amount is for ½ of MHSA allocations. Large amount which is why they wanted the board to weigh in.

2. **Criminal Justice Update:** none
3. **Public Comment on Agenda Items:** none
4. **Future Meeting Planning and Adjournment:**
5. **Next Meeting:** January 24th, 2022

Meeting Adjourned: 8:00pm

Item. 11
Mental Health Directors Report

Yolo County Health & Human Services Agency

Mental Health Director's Report

January 24th 2022 (6-8pm)

- a) **COVID19 update** - For more information please visit our Dashboard on our County Webpage, here is the [LINK](#).
- b) **Jail Naming Opportunities**– As a reminder the Sheriff has asked for this Board's recommendation for two naming opportunities within the jail. One area has already been named for Helen Thomson, but there are two additional naming opportunities that the Sheriff would appreciate LMHB recommendations.
- c) **ARP Rescue Plan Workgroups** - The ARP workgroups continue to meet. The Homelessness and housing and Food Security groups will be presenting to the Board 1/25 and the Children and Youth group will be presenting on 2/8. The Mental Health workgroup reviewed proposals and had some additional feedback for the Board liaisons.
- d) **Cal AIM**
[CalAIM](#) is a multi-year initiative overseen by the Department of Health Care Services (DHCS) to improve the quality of life and health outcomes of our population by implementing broad delivery system, program, and payment reform across the Medi-Cal program. There are three primary goals of CalAIM:
 - 1. Identify and manage member risk and need through whole person care approaches and addressing Social Determinants of Health.
 - 2. Move Medi-Cal to a more consistent and seamless system by reducing complexity and increasing flexibility.
 - 3. Improve quality outcomes, reduce health disparities, and drive delivery system transformation and innovation through value-based initiatives, modernization of systems, and payment reform.

*Various components of CalAIM will be implemented **January 2022 through January 2027.***

Revised SMHS Access Criteria ([Assembly Bill 133](#) and [BHIN 21-073](#))

Beginning January 1, 2022, the definition of medical necessity and the criteria for access to SMHS is effective per AB 133 and BHIN 21-073. Below is a summary describing the changes to beneficiary access to SMHS. Please review [BHIN 21-073](#) pages 3-5 for full details.

a. Summary of Adult SMHS Criteria

- 1. Beneficiary has:
 - a. Significant functional impairment **AND/OR**
 - b. A reasonable probability of significant deterioration in functioning
- AND**
- 2. Condition is due to:
 - a. A diagnosed MH condition (per current DSM and ICD) OR
 - b. A suspected MH condition that has not yet been diagnosed

b. Summary of Child/Youth SMHS Criteria

- 1. Youth is at high risk for a MH condition due to any of the following:
 - History of Trauma (score on screening tool)
 - Child Welfare Involvement

- Juvenile Justice Involvement
 - Experience of Homelessness
- (See definitions on pages 8-9 of [BHIN 21-073](#))

OR

2. The youth has at least one of the following:

- A significant impairment
- A reasonable probability of significant deterioration in functioning
- A reasonable probability of not progressing developmentally as appropriate
- A need for SMH Services not included within the range of benefits the MCP must cover

AND

3. Number 2 (above) is due to one of the following:

- A diagnosed MH condition (per current DSM and ICD)
- A suspected MH disorder that has not yet been diagnosed
- Significant trauma placing them at risk of a future MH condition, as assessed by a licensed mental health professional

- e) **K-12 Services**-The K-12 School Partnerships program is building upon prior school-based behavioral health programs by effectively integrating behavioral health provider(s) into the milieu of the school environment. The County's contracted providers are providing evidence-based interventions to address an array of behavioral health conditions include anxiety, depression, and grief utilizing a trauma-informed approach. The program will additionally provide access and linkage to other services and will leverage the existing behavioral health system of care to the extent possible to support the project.

HHSa finalized contracts with the three contracted providers on November 15, 2021 to serve the four identified geographical catchment areas of Yolo County as follows:

- Davis Catchment Area: CommuniCare Health Care Centers
- West Sacramento Catchment Area: Victor Community Support Services
- Woodland Catchment Area: CommuniCare Health Centers
- Rural Areas: Rural Innovations in Social Economic, Inc.

Services under these contracts and have already demonstrated the potential of the project to provide much-needed behavioral health support to school systems: there was a recent incident in which a teacher passed away unexpectedly – the contracted provider for that school district was able to respond to the school site the next day and provide support for the students and staff. HHSa is continuing to work closely with the Office of Education, School Districts, the contracted providers, and funding entities to develop referral processes, data sharing agreements, outcome measures, and data collection mechanisms. Additionally, HHSa is working with stakeholders to develop a communications strategy that ensures that the community is receiving accurate and up-to-date information about this project.

- f) **Upcoming RFPs**-Please see linked page for information on upcoming RFPs. [LINK](#)

g) **Public Media Campaign(s)-**

- **Mental wellness campaign-**In 2021, HHSa and marketing company EMRL met with each member of the Board of Supervisors to get input and feedback about a public campaign aimed at supporting the mental wellness of our community. This campaign was prompted by the realization that our community was struggling on the heels of COVID, and an overwhelming desire to offer support and reduce stigma. Yolo County has partnered with EMRL to develop the county-wide campaign "It Only Takes". It Only Takes focuses on lifestyle changes that can encourage personal resilience in times of high stress, including prioritizing a good night's sleep, spending time with loved ones, practicing resiliency skills, breaking old habits, asking for help, and maintaining a healthy diet. The website offers tips around each focus item and the ability to sign up for a weekly newsletter with additional advice and encouragement. The campaign includes three billboards that went up on January 10th, 2022. Billboards include a health campaign message and the campaign website, www.ItOnlyTakes.com. Two additional billboards will be added in February. See attachment.
- **Overdose Awareness/Prevention-**Staff from the District Attorney's office and HHSa met in mid-December with the company that will help develop and roll-out Yolo County's Overdose/Fentanyl Awareness Campaign. Discussion focused on finalizing the campaign goals, primary and secondary audiences, development of materials that include a website, media channels, billboards, and advertising throughout the County. While fentanyl awareness is a key component of the campaign given the increase in overdose deaths nationwide due to fentanyl, the campaign will also focus on general overdose awareness, harm reduction, and education on how to access care for those that need/want to seek help. HHSa staff and the District Attorney will next meet with the Yolo County Opioid Coalition on February 24th to present the campaign concept and gather input which will be utilized to finalize key aspect of the campaign for roll-out following that meeting.

h) **Crisis Now-**The County continues down the path toward implementing Crisis Now. We are finalizing MOUs with our City partners, writing grants to the State of California, partnering with UCD and the health systems, and working with our law enforcement partners to determine what is working, where we have room for improvement and what the future will look like. We are also taking a proposed site to the County Capitol Investment Committee and working on an RFP for release this Spring with the hope for contract award come Summer.

i) **Project Roomkey/Homekey-**Yolo County received additional federal COVID funding which will be utilized to continue Project Roomkey. As shared previously, Woodland and Davis have both transitioned to Roomkey supporting COVID+/COVID exposed placements only for their necessary isolation/quarantine timeframes which West Sacramento continues Roomkey in its full form, including those who are 65+ and/or have chronic health conditions that put them at greater risk should they contract COVID-19. As of Friday January 14th, there were 48 individuals in Roomkey motels throughout the County; 2 in Woodland, 8 in Davis, and 36 in West Sacramento with 12 of the 48 being placed for isolation/quarantine specifically. This marked the highest total of isolation/quarantine placements in several months which mirrors the overall spike in COVID-19 positive or exposed cases countywide since Omicron became present in Yolo.

As of 12/31/21 a total of 767 individuals assisted with over 104,400 nights of shelter provided and 77 individuals have been permanently housed during the project.

Additionally, West Sacramento continues to operate Project Homekey which had 62 individuals in rooms as of Friday January 14th. As of 12/31/21, a total of 169 individuals assisted with over 23,650 nights of shelter provided and 38 individuals permanently housed during Project Homekey.

- j) **MHSA Surplus**-On January 18th staff presented to the Board of Supervisors regarding the MHSA fund surplus and plans for use. See attached presentation.

- k) **Data Children's System of Care Services**-Yolo County has taken great strides towards expanding access to mental health and crisis services for children and youth. Yolo County's Health & Human Services Agency (HHS) recently implemented the Family Urgent Response System (FURS), a mobile crisis program that serves any current or former foster youth who reside in Yolo County and their caregivers. These mobile services are intended to provide support for mental health and other crises to support placement stability and to reduce the need for law enforcement response. HHS is working to expand the scope of this project to provide mobile mental health crisis services to children and youth by incorporating existing SB82 Triage Grant funding. Additionally, HHS recently applied for \$1.8 million dollars of Crisis Care Mobile Units (CCMU) Grant funds to support the expansion of existing crisis response teams and a portion of this funding would be used to develop a more robust mental health crisis response system through the FURS project, creating capacity to provide these critical services to children and youth countywide.

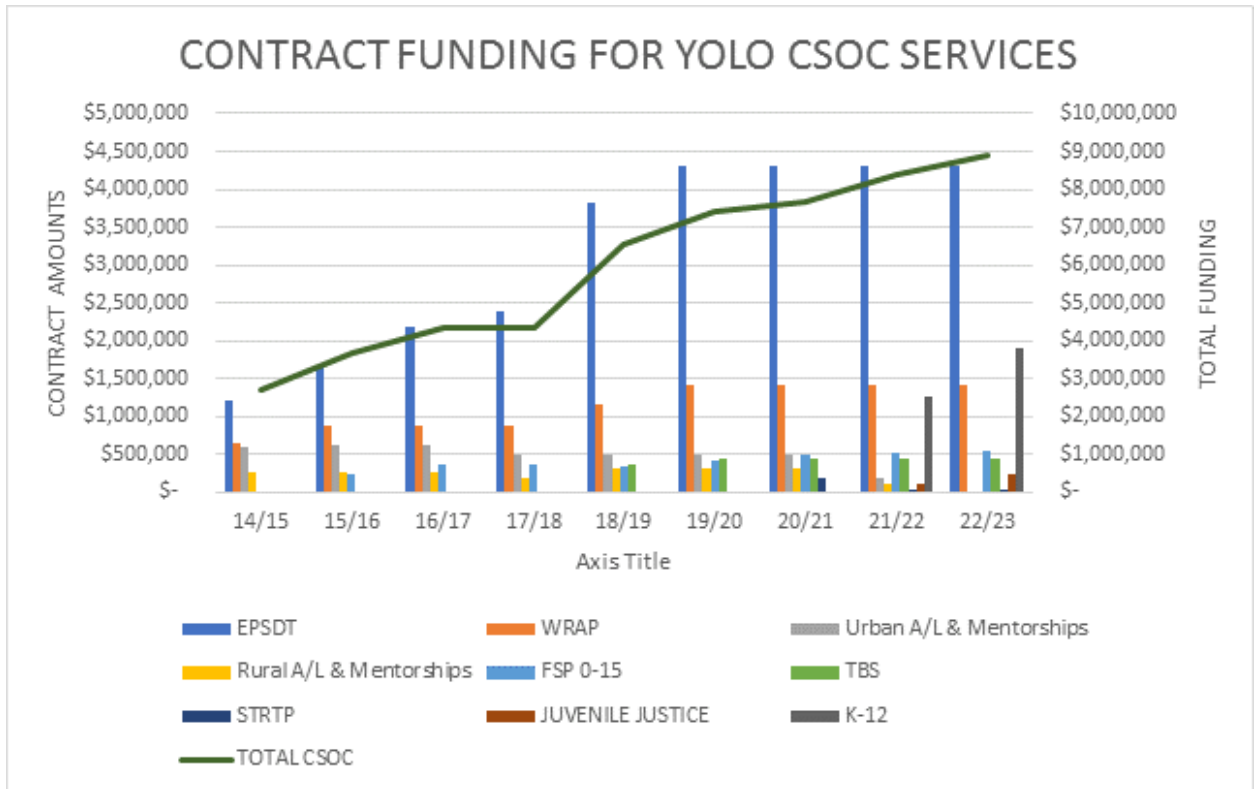
Yolo County significantly expanded access to school based mental health services in 2021 through the K-12 School Partnerships Project in collaboration with the Yolo County Office of Education and the school districts within the geographical catchment areas of Davis, West Sacramento, Woodland, and the rural areas of Winters and Esparto. This project seeks to ensure that school age youth in Yolo County can access mental health services in a safe, comfortable environment that is familiar to them through a school-based service delivery system. The County recently executed contracts with local, community-based organizations to support this project. RISE, Inc. is the service provider for the rural catchment area which includes Winters and Esparto, CommuniCare Health Centers is the provider for both the Woodland and Davis catchment areas, and Victor Community Support Services is the provider for the West Sacramento catchment area.

Yolo County is currently funding the K-12 School Partnerships project with \$1.1 million per year of Mental Health Services Act (MHSA) funds, a 4-year \$4 million-dollar grant from the Mental Health Services Oversight and Accountability Commission (MHSOAC), and by leveraging Medi-Cal Specialty Mental Health funding. HHS is hopeful to grow the funding for this project over time to expand services within each catchment area through increased MHSA investments and other opportunities for shared investment from the school districts, managed care, and additional grant opportunities that may arise.

In addition to these school-based contracts, HHS has significantly increased investments in the overall children's system of care. HHS contracts with a number of local community-based organizations to provide a myriad of intensive, home, and community-based mental health services


for children, youth and their families, including crisis intervention when necessary. Current contracts for community-based mental health services for children and youth total more than \$7 million per year.

The chart below demonstrates Yolo County HHS's commitment to and increased investment in children's mental health over time:



Sleep is awesome.

I T O N L Y T A K E S . C O M

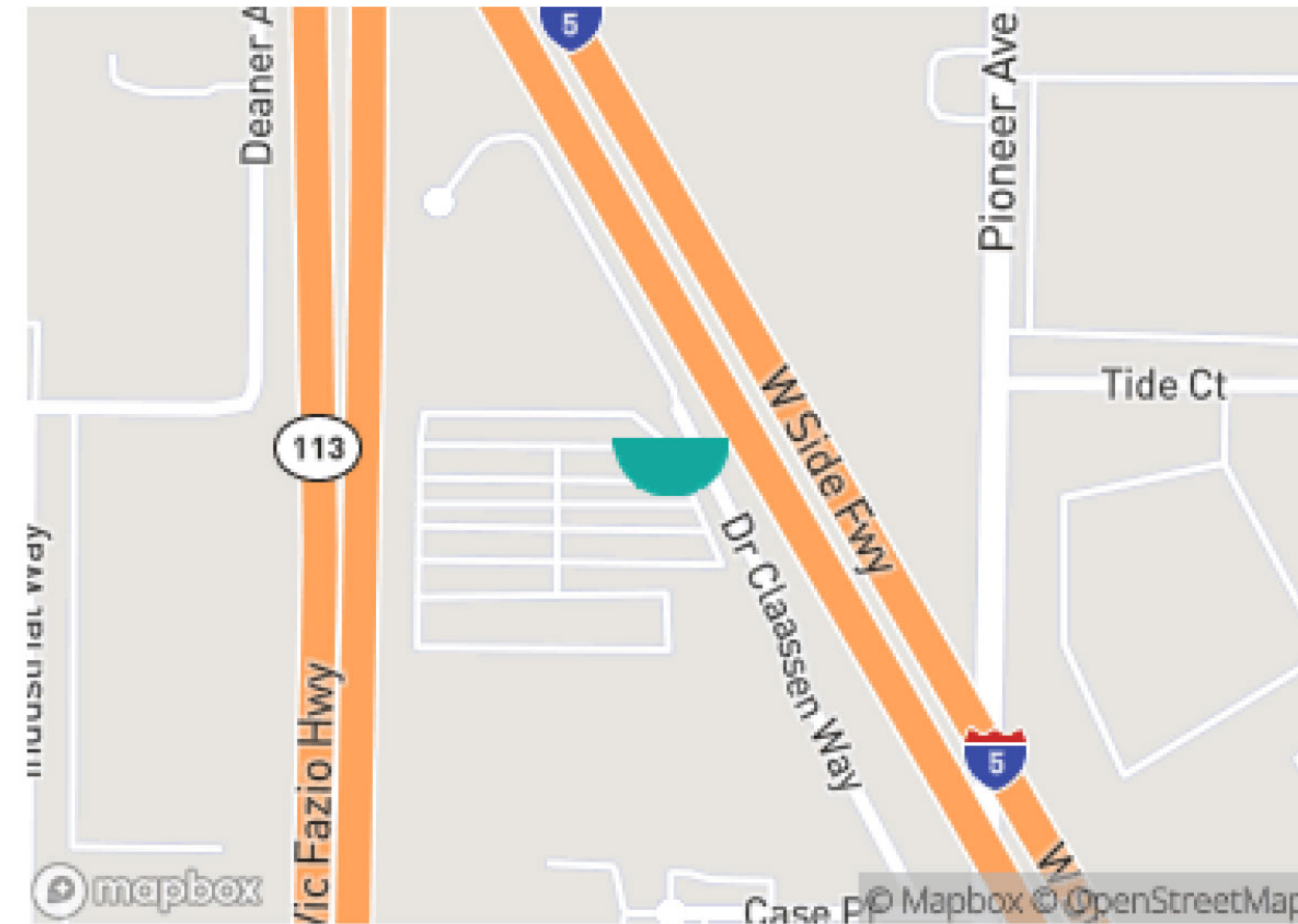


002937 - Sacramento



Description: I-5 Frwy WS 0.02mi N/O Main Street Exit F/N - 2

Geopath ID: 120527	City: Woodland	Latitude: 38.681
Media Type: Bulletin	State: CA	Longitude: -121.749
Display Dimensions: 14' x 48'	Zip: 95776	Facing: N
Physical Dimensions: 14' x 48'		



Weekly Impressions (DMA)

Demo	In Market	Total
18+ yrs	42,609	79,014

This Bulletin provides exposure to commuters from Woodland and vacationers traveling South into Sacramento from Mt. Shasta, Oregon and Washington. Strategically located 10 miles North of Arco Arena and the Sacramento International Airport.

Source: 2021r1 Geopath Impressions. Geopath impression information is based on available Geopath data as of the date of this proposal/photosheet. GEOPATH AUDIENCE LOCATION MEASUREMENT™ data is proprietary intellectual property owned by Geopath, Inc. and is to be used only by the recipient solely and exclusively for its planning and/or buying of out-of-home media advertisements. The Total 18+ Imps (Weekly) reported for digital now represent only those impressions for a single spot in rotation. Copyright © 2021. All rights reserved.

Love makes time.

I T O N L Y T A K E S . C O M



004243 - Sacramento



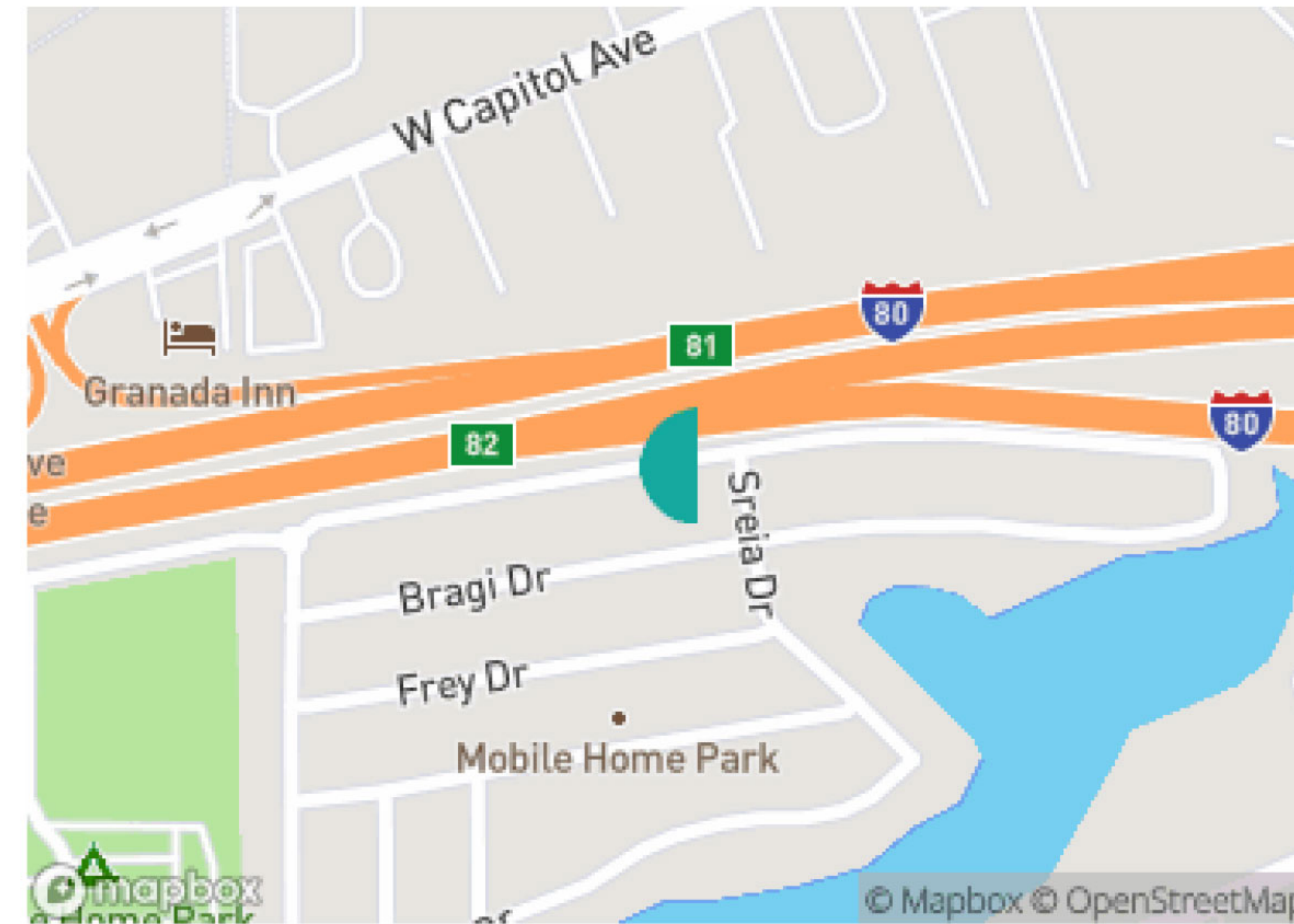
Description: I-80 SS 1.3mi W/O Harbor F/E - 1

Geopath ID: 120732 **City:** West Sacramento **Latitude:** 38.575

Media Type: Premiere Posters **State:** CA **Longitude:** -121.571

Display Dimensions: 12'3" x 24'6" **Zip:** 95691 **Facing:** E

Physical Dimensions: 12'3" x 24'6"




Weekly Impressions (DMA)		
Demo	In Market	Total
18+ yrs	216,420	264,219

Posters are an effective way to reach target audiences while maximizing budgets. They build reach and frequency in markets quickly and cost effectively. With the majority of poster being located on surface streets, they stimulate sales near point of purchase locations. They are highly effective for short term campaigns that require rapid attention, and provide a call to action.

Source: 2021r1 Geopath Impressions. Geopath impression information is based on available Geopath data as of the date of this proposal/photosheet. GEOPATH AUDIENCE LOCATION MEASUREMENT™ data is proprietary intellectual property owned by Geopath, Inc. and is to be used only by the recipient solely and exclusively for its planning and/or buying of out-of-home media advertisements. The Total 18+ Imps (Weekly) reported for digital now represent only those impressions for a single spot in rotation. Copyright © 2021. All rights reserved.

Resilience is a muscle.

I T O N L Y T A K E S . C O M


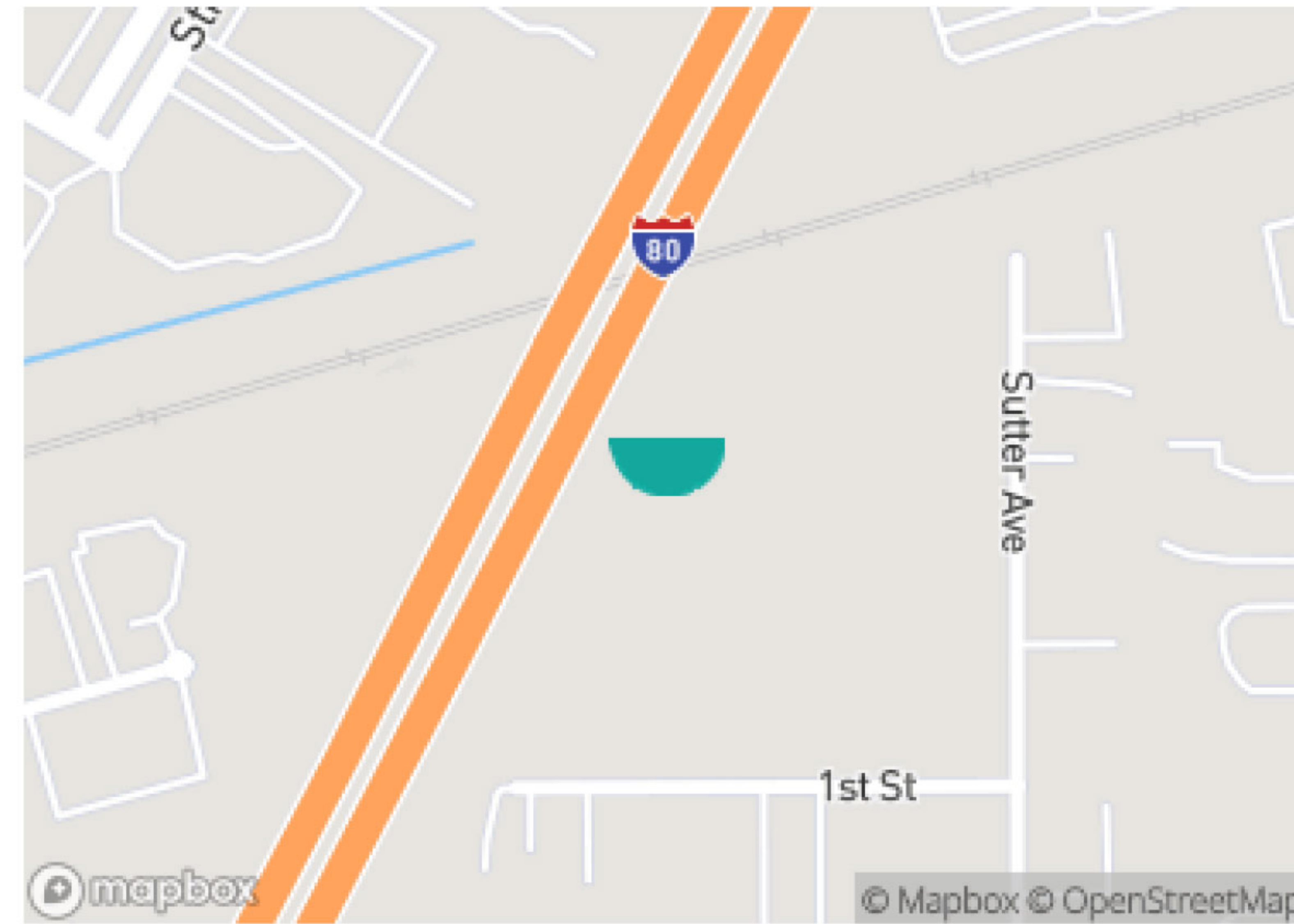


002110 - Sacramento



Description: I-80 Frwy ES 0.4mi S/O Reed F/N - 1

Geopath ID: 120417	City: West Sacramento	Latitude: 38.584
Media Type: Bulletin	State: CA	Longitude: -121.557
Display Dimensions: 14' x 48'	Zip: 95691	Facing: N
Physical Dimensions: 14' x 48'		



Weekly Impressions (DMA)

Demo	In Market	Total
18+ yrs	144,449	181,594

Located in West Sacramento on I-80 just north of the Highway 50 and I-80 split. This area is a growing community in Sacramento. Many large retail chains have emerged in this area including Wal-Mart and a new flagship IKEA store which is situated just beyond this bulletin. Targets traffic heading south from Natomas to the San Francisco Bay area. Also services commuters from Roseville/Rocklin by-passing downtown Sacramento heading to the Bay Area.

Item. 10
MHSA Mid-Year Update

MHSA Mid-Year Update

Karen Larsen, LMFT, Agency Director
Yolo County Health and Human Services Agency



WELLNESS • RECOVERY • RESILIENCE

Engagement Timeline

Sept 2021

- Updated MHSA receipts and reconciliation revealed fund balance.
- **LMHB:** received update on MHSA fiscal overview and surplus
- Notified **CEWG** of surplus and intention to discuss at next meeting

Oct 2021

- **CEWG:** meeting included continued discussions on MHSA surplus and feedback on current gaps and priorities. Allowed partners to submit additional ideas for surplus spending by Nov
- **LMHB:** meeting included HHSAs presentation on MHSA fiscal surplus data, CEWG feedback, and proposed spend plan

Nov 2021

- BOS Budget Ad Hoc Committee- overview of MHSA surplus and process
- Deadline for additional submissions from **CEWG** stakeholders for surplus spending

Dec 2021

- **LMHB:** HHSAs presented updated CEWG feedback, project recommendations, and proposed Spend Plan with budget
- **CEWG:** HHSAs presented updated feedback and spend plan with budget
- Budget Ad Hoc Committee review of budget and spend plan

Jan 2022

- **Board of Supervisors:** presented spend plan and update on engagement process with community
- **LMHB:** HHSAs to present spend plan and all updates as presented to BOS
- Remaining funds allocated to Annual Update process



MHSA Finance Update

Plan Years 2021 - 2023

As of September 22, 2021

MHSA Fiscal Year Summaries	CSS	PEI	INN	WET	CFTN	SUBTOTAL Components	Prudent Reserve	TOTAL MHSA
Beginning Fund Balance	9,970,676	3,415,042	537,665	(3,305)	140,856	14,060,934	964,069	15,025,003
FY2020-2021								
Annual Revenue	13,812,153	3,052,369	800,745	(118)	0	17,665,149	1,260,000	18,925,149
Less Total Expenditures	<u>10,094,840</u>	<u>2,299,790</u>	<u>37,908</u>	<u>46,978</u>	<u>513,733</u>	<u>12,993,249</u>	<u>0</u>	<u>12,993,249</u>
SURPLUS (DEFICIT)	3,717,313	752,579	762,837	(47,096)	(513,733)	4,671,900	1,260,000	5,931,900
FY2021-2022								
Annual Revenue	15,288,614	4,400,748	855,053	270,132	2,468,933	23,283,480	0	23,283,480
Less Total Expenditures	<u>15,991,150</u>	<u>3,849,822</u>	<u>700,989</u>	<u>220,124</u>	<u>2,100,546</u>	<u>22,862,631</u>	<u>0</u>	<u>22,862,631</u>
SURPLUS (DEFICIT)	(702,536)	550,926	154,064	50,008	368,387	420,849	0	420,849
FY2022-2023								
Annual Revenue	15,681,183	3,040,197	784,337	271,904	1,044,635	20,822,256	0	20,822,256
Less Total Expenditures	<u>16,291,904</u>	<u>4,193,074</u>	<u>588,323</u>	<u>218,608</u>	<u>1,048,736</u>	<u>22,340,645</u>	<u>0</u>	<u>22,340,645</u>
SURPLUS (DEFICIT)	(610,721)	(1,152,877)	196,014	53,296	(4,101)	(1,518,389)	0	(1,518,389)
TOTAL PLAN REVENUE	44,781,950	10,493,314	2,440,135	541,918	3,513,568	61,770,885	1,260,000	63,030,885
TOTAL PLAN EXPENDITURES	<u>42,377,894</u>	<u>10,342,686</u>	<u>1,327,220</u>	<u>485,710</u>	<u>3,663,015</u>	<u>58,196,525</u>	<u>0</u>	<u>58,196,525</u>
SURPLUS (DEFICIT)	2,404,056	150,628	1,112,915	56,208	(149,447)	3,574,360	1,260,000	4,834,360
Ending Fund Balance	12,374,732	3,565,670	1,650,580	52,903	(8,591)	17,635,294	2,224,069	19,859,363

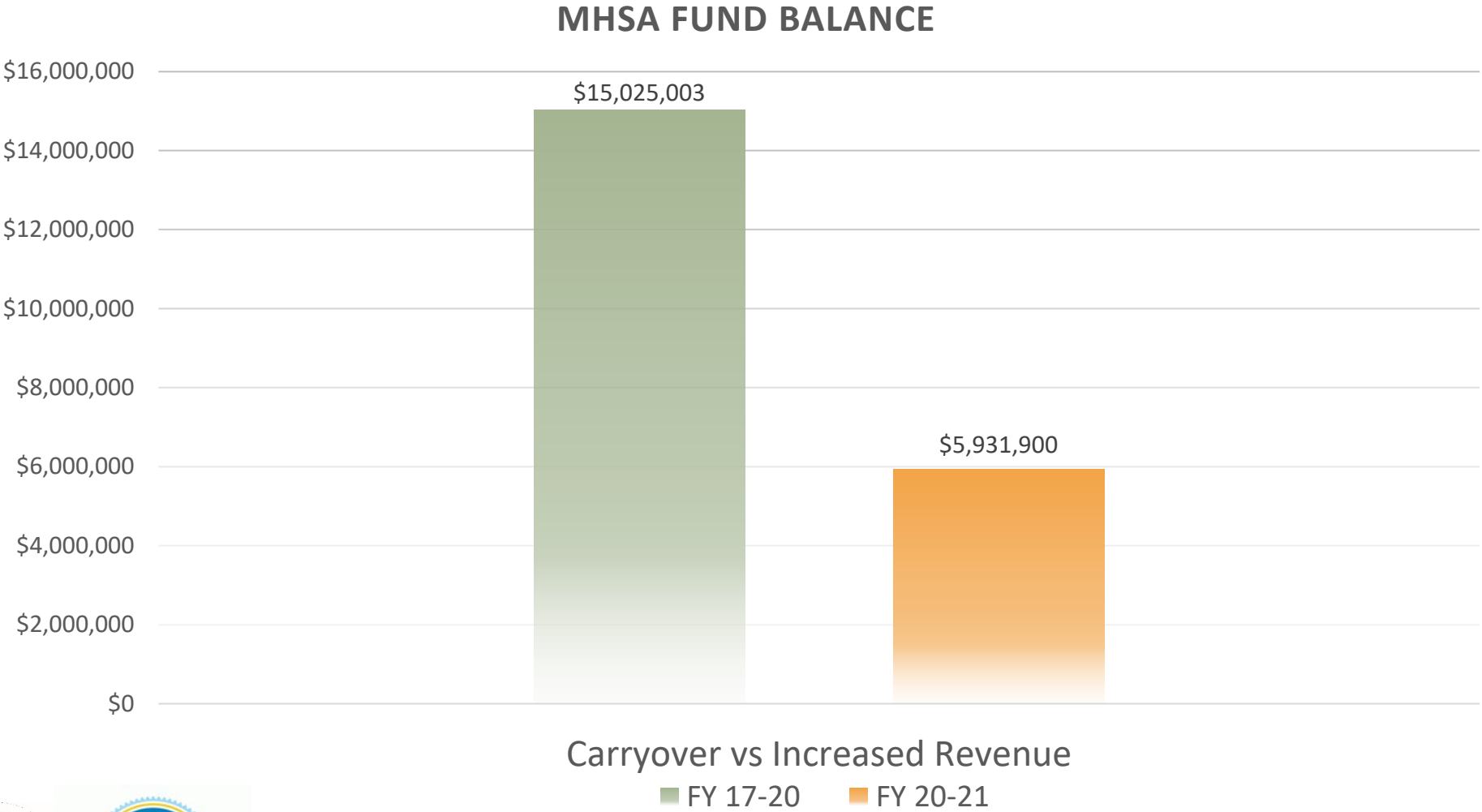


WELLNESS • RECOVERY • RESILIENCE

\$19,859,363



MHSA Fund Balance



MHSA Mid Year Spend Plan

MHSA Component	MHSA Surplus (approx.)	Mid Year Spend Plan (approx.)	Remainder Annual Update
CSS	\$12,374,732	\$1,475,000	\$10,899,732
PEI	\$3,565,670	\$3,565,670	\$0
INN	\$1,650,580	\$1,500,000	\$150,580
WET	\$52,903		\$52,903
CFTN	(\$8,591)		(\$8,591)
Prudent Reserve	\$2,224,069	\$2,224,069	NA
Total	\$19,859,363	\$8,764,739	\$11,094,624



WELLNESS • RECOVERY • RESILIENCE

Mid Year Spend Plan by Component (CSS)

MHSA	Community Support Services		
	Mid Year	Amount	Justification
CSS-FSP	Augment Current FSP Contracts (TAY/Adult/OA) 2 vendors	\$200,000	There is currently a waiting list for the TAY FSP program @ Telecare; there appears to be significant demand for FSP services for this population. There has also been an unexpected increase in direct client costs related to clients moving into No Place Like Home housing units for both FSP vendors. Both FSP programs are also having a hard time attracting appropriately trained staff (based on current employment environment) and thus hope to offer more competitive salaries.
CSS (non-FSP)	BH Case Manager	\$205,000	Add 1 FTE BH Case Manager to the CYF team through June 2023. This position will responsible for tracking, coordination and linkage for children/youth who are psychiatrically hospitalized. The BH Case Manager will partner with EDs and psychiatric hospitals to ensure coordination of care during hospitalization episode and will provide case management and transition support post hospitalization with MH service providers, schools, family, etc. in an effort to improve service delivery for youth who have experienced a crisis episode and reduce incidents of re-hospitalization.



WELLNESS • RECOVERY • RESILIENCE

Mid Year Spend Plan by Component (-continued CSS)

	High risk populations increase		(Forensic, PG, and Housing are all subsets of this larger High Risk line item)
CSS-FSP	Forensic (PD/DA)	\$550,000	Add 2 full-time clinicians to the create a centralized assessment hub for Forensic programs. There are multiple collaborative court/diversionary programs in Yolo County, all with slightly different criteria for acceptance. Currently there is no triage clinician and this causes delays in programming and multiple assessments for each client. Costs associated here line up with the current MHSA 3-year plan through June 30, 2023.
	Public Guardian Case Manager(s)	\$370,000	Add 2 full-time BH Case Managers to the Public Guardian team. Since 2017 when Public Guardian was brought in house to HHSA, there has been an annual caseload increase of 12-33% depending on the year. Additionally, with changes in legislation allowing conservatorship referrals to come from custody settings, the complexity of criminal justice involvement with the behavioral health needs has made placements and ongoing supports more challenging. Costs associated here line up with the current MHSA 3-year plan through June 30, 2023.



WELLNESS • RECOVERY • RESILIENCE

Mid Year Spend Plan by Component (-continued CSS)

	Housing (Pacifico, Homestead, YCCC)	\$150,000	Add 1.0 total FTE for YCCC, .5 social services coordinator (SSC) for Pacifico and .5 social services coordinator for Homestead. Each .5 FTE is estimated at \$50,000 total, so \$100,000 total annually for the full 1.0 FTE. .5 FTE SSC at Homestead would support the 21-unit complex that houses those with serious mental illness to live more independently. The Pacifico position would support the 9 current YCCC clients housed there as well as additional clients in the approximately 48 units between two buildings. Both positions would provide case management and counseling supports to help individuals maintain their independence in these housing opportunities.
	Mid Year CSS Total	\$1,475,000	



Mid Year Spend Plan by Component (PEI)

MHSA	Prevention & Early Intervention		
	Mid Year	Amount	Justification
PEI	K-12 expansion	\$2,765,670	Current funding is not adequate to bring project to scale. The additional funds will allow for expansion of contracted services within the districts to take the project to a larger scale, serving more schools within the districts and more children in their respective schools through June 2023. Additionally, the funds will support the project to include (but not limited to) a .5 FTE analyst as there are extensive data collection and analysis needs associated with the MHSA portion of this project.
PEI	Suicide Prevention	\$200,000	Increased support to prevention hotline for additional community access due to pandemic.



Mid Year Spend Plan by Component (-continued PEI)

PEI	CREO/RISE INC	\$100,000	Both CommuniCare & RISE have requested additional staff to support the services they provide to the Latinx community. The current staffing does not allow the program to meet community needs. For example, the current RISE contract (\$38,000) only funds one staff person/PT and enough outreach work could be undertaken in the migrant worker communities to keep one FT outreach staff person busy.
PEI	Public Media Campaign	\$500,000	Support PEI information dissemination and messaging to Yolo community during Pandemic.
	Mid Year PEI Total	\$3,565,670	



Spend Plan by Component (INN)

MHSA	Innovation	Amount	Justification
INN	Crisis NOW	\$1,500,000	<p>This is a new program that is being implemented that seeks to streamline and coordinate 24/7 Crisis response services with a (proposed) stabilization/receiving center, and a 24/7 High Tech Call center. Crisis receiving and stabilization services act as a “no wrong door” mechanism for those in crisis to receive immediate behavioral health support and offer our de-facto crisis responders (i.e., law enforcement, emergency departments) a more appropriate alternative to address crisis. Crisis stabilization services are designed to prevent or ameliorate a behavioral health crisis and/or reduce acute symptoms by providing continuous 24-hour observation and supervision for persons who do not require inpatient services.</p> <p>The intent is to begin the formal Innovation Process proposal development to build in time for community review as part of the Annual Update process and dependent on MHSOAC approval.</p>
	Mid Year INN Total	\$1,500,000	



WELLNESS • RECOVERY • RESILIENCE

For Further Development-Annual Update Process

- Workforce-recruitment & retention
- Board and Care purchase & operations
- Infrastructure (Fiscal, IT, Analyst)
- Senior Peer Counseling
- NAMI-Support Groups, staffing
- Workforce-bilingual, peers, family
- Children/Youth + Juvenile Justice FSP
- Juvenile Justice (non-FSP)
- FSP Step Down/Transition Program
- Quality Improvement/Quality Control Infrastructure Support



Next Steps for MHSA in Yolo County

- Board of Supervisors (January 2022)
- Implement Mid-Year (eg. may include Expansion New/Existing Programs within Plan, RFPs, Community Collaborations, MOUs...)
- Continue to work with Community on Annual Update process
- Annual Update-Spring 2022!



Item 10.k.
Final FY20-21 Evaluation Report



Yolo County MHSA Evaluation Report

PREPARED BY



2021–2022

Mental Health Services Act, Evaluation Report

Revised 1/13/2022

Contents

Acronyms.....	4
Executive Summary.....	9
How to Get Help in Yolo County.....	10
Program Evaluation Summary Table FY2020–2021.....	12
Community Services and Supports Data.....	13
Children’s Mental Health Services (FSP).....	13
Pathways to Independence (FSP).....	14
Adult Wellness Services (FSP).....	15
Older Adult Outreach and Assessment Program (FSP).....	16
Tele-Mental Health Services.....	17
Mental Health Crisis Services and Crisis Intervention Team Training.....	18
Community-Based Drop-In Navigation Center.....	20
Peer- and Family-led Support Services.....	22
Prevention and Early Intervention Program Data.....	24
Cultural Competence.....	26
Early Childhood Mental Health Access and Linkage Program.....	27
Youth Early Intervention First Episode Psychosis (FEP) Program.....	34
Maternal Mental Health Access Hub.....	35
K-12 School Partnerships Program.....	36
College Partnerships.....	42
Latinx Outreach/Mental Health Promotores Program.....	43
Early Signs Training and Assistance.....	45
Senior Peer Counseling Program.....	46
Innovation Data.....	49
Workforce, Education, and Training Data.....	50
Mental Health Professional Development.....	51
Central Regional WET Partnership.....	52
Peer Workforce Development Workshop.....	53
Appendices.....	55
Appendix I: Performance Measures.....	56
Appendix II: Program Contract List.....	73
Appendix III:	
Community Feedback.....	74
Local Mental Health Board Responses to Feedback.....	86

Acronyms

Evaluation Report v.9 Acronym listing*

AA	Adult and Aging Branch	K-12	Kindergarten through 12th Grade
ACT/AOT	Assertive Community Treatment/Assisted Outpatient Treatment	M-CHAT	Modified Checklist for Autism in Toddlers
ASQ 3	Ages Stages Questionnaires Third Generation	MHP	Mental Health Plan
ASQ SE	Ages Stages Questionnaires Social-Emotional	MHSA	Mental Health Services Act
ASQ	Ages Stages Questionnaires	N	Number
CBT	Cognitive Behavioral Therapy	NAMI	National Alliance on Mental Illness
CCHC IBH	CommuniCare Integrated Behavioral Health	PHQ9	Patient Health Questionnaire-9
CCHC PN	CommuniCare Perinatal	Q1	Quarter 1 (July–September)
CCHC	CommuniCare	Q2	Quarter 2 (October–December)
CHB	Community Health Branch	Q3	Quarter 3 (January–March)
CREO	Creando Recursos y Enlaces Paran Oportunidades	Q4	Quarter 4 (April–June)
CYF	Children, Youth, and Family Branch	SEEK	Safe Environment for Every Kid
FB	Facebook	TAY	Transitional Age Youth
FEP	First Episode Psychosis	UC Davis ORALE	Organizations to Reduce, and to Advance, and Lead for Equity against COVID-19
FSP	Full Service Partnership	YCN	Yolo Crisis Nursery
FTE	Full Time Employee		
FY	Fiscal Year		
HFYC	Healthy Families Yolo County		
HHS	Health and Human Services Agency		
HMG	Help Me Grow		
IG	Instagram		

Acronyms in the MHSA Response Document

ARP	American Rescue Plan
CLAS standards	The National Standards for Culturally and Linguistically Appropriate Services in Health and Health Care
CREO	Creando Recursos y Enlaces Paran Oportunidades
ECMHA	Early Childhood Mental Health Access and Linkage Program
FSP	Full Service Partnership
FY	Fiscal Year
HHSA	Health and Human Services Agency
IT	Information Technology
K-12	Kindergarten through 12th Grade
LMHB	Local Mental Health Board
LPS	Lanterman–Petris–Short
MH	Mental Health
MHSA	Mental Health Services Act
PIP	Pathways to Independence Program
PTG	Pine Tree Garden
QC	Quality Control
QI	Quality Improvement
RBA	Results Based Accountability
SID	Sensory Integration Disorder
SMHS	Specialty Mental Health Services
SMI	Serious Mental Illness
SUD	Substance Use Disorder

Page intentionally left blank

Page intentionally left blank

Page intentionally left blank

Executive Summary

Evaluation Report 2021–2022

The Mental Health Services Act (a.k.a. Proposition 63) was approved by California voters in 2004 to expand and transform the public mental health system. MHSA is funded by a 1% tax on millionaires in the state.

This document is the Yolo County Mental Health Services Act—Evaluation Report 2021–2022. It provides updated program evaluation data for Year 2020–2021, as part of the larger Yolo County Mental Health Services Act 2020–2023 [Three-Year Program & Expenditure Plan](#). Data from 2019–2020 were included in the Yolo County Mental Health Services Act [Annual Update 2021–2022](#).

This report is organized into sections:

- ▶ Executive Summary
- ▶ Summary of Program Evaluation Data
- ▶ Individual Program Evaluation Reports for 2020–2021

Yolo County HHSA uses Results-Based Accountability as the basis of evaluation to measure the impact of contract-based services provided under MHSA. The intent is to have this framework in place for all MHSA programs in the Three-Year Plan as part of the evaluation program initiatives. These are individualized for each contract and follow a general framework of: (1) How much did we do? (2) How well did we do? (3) Is anyone better off? Data provided throughout this report

summarize these individual metrics. They also include some measures for the Full-Service Partnership programs (funded under Community Services and Supports) and demographic information for the Prevention and Early Intervention Programs.

This report includes an analysis of Results-Based Accountability data, where available, as well as demographic information for the Prevention and Early Intervention Programs (FY 2020–2021). HHSA acknowledges the data are incomplete; ongoing progress is being made to strengthen the overall evaluation and reporting on MHSA programs' impact. This report includes data for programs that continued from 2019–2020 forward into 2020–2021 and those that began collecting data in the 2020–2021 fiscal year.

Evaluation work to assess the overall impact, success, and challenges of MHSA funding in Yolo County will continue, as will assessment, planning, and implementation of a stronger and more effective system moving forward. HHSA acknowledges these evaluation efforts are a work in progress and represent one step in a multiphase approach to continuous evaluation of the county MHSA programs focused on accountability and quality improvement, guided by MHSA values and principles, the county strategic plan, HHSA's mission, and the Results-Based Accountability framework.

The data included in this program demonstrate successes and challenges in the MHSA work during the past year:

- ▶ The pandemic has clearly had an impact on both demand for services and capacity to provide services.
- ▶ The county and its contractors have adapted quickly to frequently changing conditions on the ground, including developing video-based approaches, working around internet connectivity issues, and engaging clients via the telephone, basically doing whatever needs to be done to keep services available.
- ▶ Many providers have found it challenging to create strong enough rapport with clients such that referral and service delivery can be provided effectively.
- ▶ Despite the broad context of the pandemic and its many demands, providers are committed to adapting and adjusting to ensure information about services continue. Of particular note: Programs have partnered with farmworker vaccination efforts to conduct outreach for mental health services; urgent care services have remained open continuously and safely with no COVID-19 outbreak, providing much needed partnership for first responders.

How to Get Help in Yolo County

Evaluation Report 2021–2022

Yolo County Crisis Resources

Available resources and services for those experiencing a crisis. In the case of a life-threatening emergency, call 911.

Yolo County HHSA Directory Line

NEW: Yolo County Health and Human Services Agency Phone Line

Toll Free: (833) 744-HHSA (4472)

The new number provides access to services for callers who do not know how to reach the programs or services directly.

Access & Crisis Lines

24/7 Yolo County Mental Health Services

Toll Free: (888) 965-6647

TDD: (800) 735-2929

Website: <https://www.yolocounty.org/government/general-government-departments/health-human-services/mental-health>

Last verified: 04/29/2021

24/7 Sexual Assault & Domestic Violence Line

Contact: (530) 662-1333 or (916) 371-1907

Last verified: 03/22/2019

ASK — Teen/Runaway Line

Davis: (530) 753-0797

Woodland: (530) 668-8445

West Sacramento: (916) 371-3770

Last verified: 02/28/2019

NAMI (National Alliance on Mental Illness), Yolo Message Line

Contact: (530) 756-8181

Last verified: 02/28/2019

Suicide Prevention 24/7

Davis: (530) 756-5000

Woodland: (530) 668-8445

West Sacramento: (916) 372-6565

Last verified: 03/22/2019

National Suicide Prevention Lifeline

(800) 273-(TALK) 8255

Nacional de Prevención del Suicidio

(888) 628-9454

Protective Services

Yolo County Adult Protective Services

Toll Free Adult Abuse Reporting:

(888) 675-1115

Adult Abuse Reporting (24/7 Intake Line): (530) 661-2727

Locations:

137 N. Cottonwood Street, Woodland, CA 95695

500 A Jefferson Boulevard, Suite 100, West Sacramento, CA 95605

Website: <https://www.yolocounty.org/government/general-government-departments/health-human-services/adults/adult-protective-services>

Last verified: 04/29/2021

Yolo County Child Welfare Services

Emergency: 911

Online Form: <https://www.yolocounty.org/home/showpublisheddocument/55319/636743382093670000>

Website: <https://www.yolocounty.org/government/general-government-departments/health-human-services/children-youth/child-welfare-services-cws>

Last verified: 04/29/2021

Emergency Child Respite Services

Yolo Crisis Nursery

Contact: (530) 758-6680

Email: info@yolocrisisnursery.org

Website: www.yolocrisisnursery.org

Last verified: 02/28/2019

Domestic Violence & Abuse Resources

Empower Yolo

24-Hour Crisis Line: (530) 662-1133

24-Hour Crisis Line: (916) 371-1907

Main Line: (530) 661-6336

Website: <http://empoweryolo.org/crisis-support/>

Last verified: 02/28/2019

Empower Yolo, Dowling Center

Location: 175 Walnut Street
Woodland CA 95695

Contact: (530) 661-6336

Website: <http://empoweryolo.org/>

Last verified: 02/28/2019

Empower Yolo, D-Street House

Location: 441 D Street
Davis, CA 95616

Contact: (530) 757-1261

Website: <http://empoweryolo.org/>

Last verified: 02/28/2019

Empower Yolo, KL Resource Center

Location: 9586 Mill Street
Knights Landing, CA 95465

Contact: (530) 735-1776

Website: <http://empoweryolo.org/>

Last verified: 02/28/2019

Empower Yolo, West Sacramento

Location: 1025 Triangle Court, Suite 600
West Sacramento, CA 95465

Website: <http://empoweryolo.org/>

Last verified: 02/28/2019

MHSA Evaluation Report

July 1, 2020–June 30, 2021

PROGRAM EVALUATION SUMMARY TABLE FY2020–2021

Program Name	Yolo HHSA branch**	Target number FY 21/22	Target age	Revised 3-year budget	Page
Community Services & Supports (CSS) Plan					
Children's Mental Health Services*	CYF	90	0–20	\$2,108,945	15
Pathways to Independence*	CYF	75	16–25	\$5,950,199	18
Adult Wellness Services Program*	AA	200	26–59	\$17,534,493	22
Older Adult Outreach Assessment Program*	AA	60	60+	\$4,810,961	25
Tele-Mental Health Services*	AA	200	16+	\$4,157,433	27
Mental Health Crisis Services & Crisis Intervention Team Training	AA	500	16+	\$5,226,235	28
Community Based Drop-In Navigation Center	AA	250	16+	\$3,266,142	30
Peer and Family–Led Support Services	AA	500	26–59	\$300,000	32
Prevention & Early Intervention (PEI) Plan					
Cultural Competence	CHB	TBD	0+	\$2,516,942	36
Early Childhood Mental Health Access & Linkage Program	CYF	9000	0–6	\$1,200,000	39
Youth Early Intervention FEP Program	CYF	25	12–25	\$582,421	42
Maternal Mental Health Access Hub	CHB	TBD	0–59	\$300,000	48
K-12 School Partnerships	CYF	1000	6–26	\$3,640,678	56
College Partnerships	CYF	TBD	16–25	\$514,133	57
Latinx Outreach/Mental Health Promotores Program	AA	200	16–59	\$1,172,172	58
Early Signs Training and Assistance	CHB	450	16+	\$1,079,073	64
Senior Peer Counseling	AA	250	60+	\$146,800	65
Innovation (INN) Plan					
Crisis Now Learning Collaborative	AA	5000	16+	\$1,640,679	70
Workforce, Education, & Training (WET) Plan					
Mental Health Career Pathways	AA	NA	0+	\$146,667	73
Mental Health Professional Development	AA	NA	16+	\$167,422	74
Central Regional WET Partnership	AA	NA	16+	\$130,486	75
Peer Workforce Development Workgroup	AA	NA	26+	\$30,265	76

■ Shaded rows designate evaluation data in process

* Full Service Partnership

** CYF = Children, Youth, and Families Branch

AA = Adult and Aging Branch

CHB = Community Health Branch

Community Services and Supports Data

Evaluation Data 2021–2022

FSP

Evaluation Data for: **Children’s Mental Health Services** for FY20/21

Target Population:

Children Aged 0–20

Transitional-Age Youth Aged 16–25

Adults Aged 26–59

Older Adults Aged 60+

Administered by:

Contractor

County

Goal 1	Provide FSP, system development, and outreach and engagement services to all children up to age 20 in Yolo County who are experiencing serious emotional difficulties.
Goal 2	Expand and augment mental health services to enhance service access, delivery, and recovery.
Goal 3	Provide high-quality, community-based mental health services to Yolo County children aged 0–15 who are experiencing serious emotional disturbances.
Objective 1	Increase the level of participation and involvement of ethnically diverse families in all aspects of the public mental health system.
Objective 2	Reduce ethnic and cultural disparities in accessibility, availability, and appropriateness of mental health services to more adequately reflect mental health prevalence estimates.
Objective 3	Increase the array of community supports for children and youth diagnosed with serious emotional disturbance and their families.
Objective 4	Improve success in school and at home and reduce institutionalization and out-of-home placements.

Estimated FY21/22 Costs	Estimated Number to be Served FY21/22	Estimated Cost/Person Served
\$682,309	90	\$7,581

PROGRAM STAFF: FULL-TIME EMPLOYEES

7 CHILD FSP

We served **110 clients** in 2020–2021

FSP

Evaluation Data for: **Pathways to Independence** for FY20/21

Target Population: Children Aged 0-5 Transitional-Age Youth Aged 16-25 Adults Aged 26-59 Older Adults Aged 60+

Administered by: Contractor County

Goal 1	Provide FSP, system development, and outreach and engagement services to youth aged 16-24 in Yolo County who are experiencing serious mental illness while transitioning to adulthood.
Goal 2	Expand and augment mental health services to enhance service access, delivery, and recovery.
Objective 1	Reduce ethnic and cultural disparities in accessibility, availability, and appropriateness of mental health services and more adequately reflect mental health prevalence estimates.
Objective 2	Address existing mental health challenges promptly with assessment and referral to the most effective services.
Objective 3	Support successful transition from the foster care and juvenile justice systems.

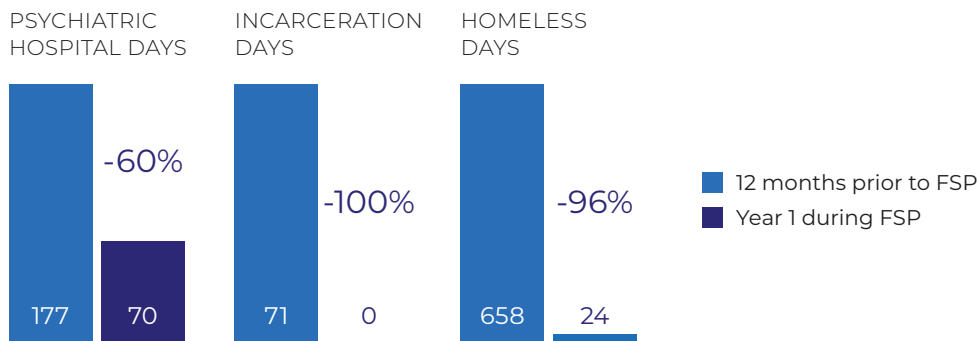
Estimated FY21/22 Costs \$2,092,947	Estimated Number to be Served FY21/22 75	Estimated Cost/Person Served \$27,905
--	---	--

PROGRAM STAFF: FULL-TIME EMPLOYEES

2 TAY FSP

We served **16 clients** in 2020-2021

TAY PATHWAYS TO INDEPENDENCE OUTCOMES



FSP

Evaluation Data for: **Adult Wellness Services** for FY20/21

Target Population: Children Aged 0–5 Transitional-Age Youth Aged 16–25 Adults Aged 26–59 Older Adults Aged 60+

Administered by: Contractor County

Goal 1	Meet the mental health treatment needs of unserved, underserved, and inappropriately served adults in Yolo County with serious mental illness who may be experiencing or at risk of homelessness, have criminal justice system involvement, have a co-occurring substance abuse disorder, or have a history of frequent use of hospital and emergency rooms.
Goal 2	Expand and augment mental health services to enhance service access, delivery, and recovery.
Objective 1	Provide treatment and care that promote wellness, recovery, and independent living.
Objective 2	Reduce the impact of living with serious mental illness (e.g., homelessness, incarceration, isolation).
Objective 3	Promote the development of life skills and opportunities for meaningful daily activities.

Estimated FY21/22 Costs \$5,961,723	Estimated Number to be Served FY21/22 200	Estimated Cost/Person Served \$29,809
--	--	--

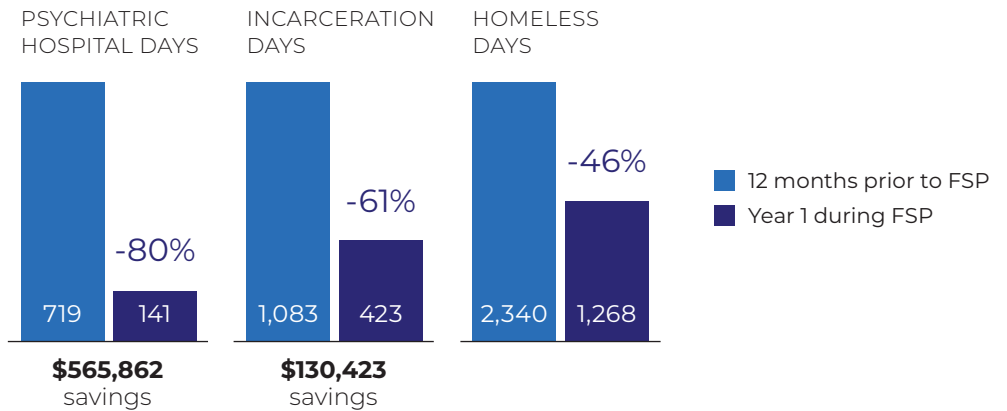
**PROGRAM STAFF:
FULL-TIME EMPLOYEES**

6 ADULT FSP

We served **58 clients** in 2020–2021

We served an additional **84 clients** through ACT/AOT FSP in 2020–2021

ADULT FSP OUTCOMES



FSP

Evaluation Data for: **Older Adult Outreach and Assessment Program** for FY20/21

Target Population: Children Aged 0-5 Transitional-Age Youth Aged 16-25 Adults Aged 26-59 Older Adults Aged 60+

Administered by: Contractor County

Goal 1	Provide treatment and care that promotes wellness, reduces isolation, and extends the individual's ability to live as independently as possible.
Objective 1	Support older adults and their families through the aging process to develop and maintain a circle of support, thereby reducing isolation.
Objective 2	Promote the early identification of mental health needs in older adults to prevent suicide, isolation, and loss of independence and address co-occurring medical and substance use needs.
Objective 3	Coordinate an interdisciplinary approach to treatment that collaborates with the relevant agencies that support older adults.

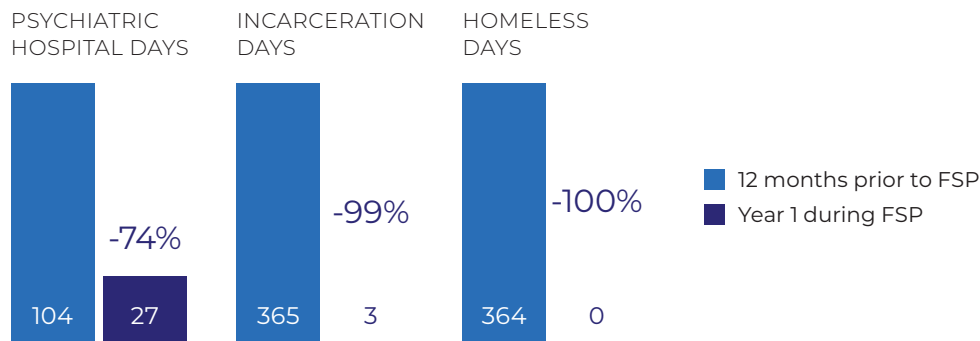
Estimated FY21/22 Costs \$1,668,669	Estimated Number to be Served FY21/22 60	Estimated Cost/Person Served \$27,811
--	---	--

PROGRAM STAFF: FULL-TIME EMPLOYEES

1.2 OLDER ADULT FSP

We served **11 clients** in 2020-2021

HHSA OLDER ADULT OUTCOMES



FSP

Evaluation Data for: **Tele-Mental Health Services** for FY20/21

Data Status: In Process

Target Population: Children Aged 0-5 Transitional-Age Youth Aged 16-25 Adults Aged 26-59 Older Adults Aged 60+

Administered by: Contractor County

Goal 1	Enhance access to psychiatric appointments for current clients in Yolo County.
Goal 2	Provide access to a psychiatric medication provider to community members in crisis throughout Yolo County.
Objective 1	Secure and implement the necessary technology for two county clinics to provide psychiatric nurse practitioner telehealth consultations.
Objective 2	Continue current use of telepsychiatry for existing Yolo County clients.

Estimated FY21/22 Costs	Estimated Number to be Served FY21/22	Estimated Cost/Person Served
\$1,656,305	200	\$8,282

Evaluation Data for: **Mental Health Crisis Services and Crisis Intervention Team Training** for FY20/21

Target Population:

Children Aged 0-5

Transitional-Age Youth Aged 16-25

Adults Aged 26-59

Older Adults Aged 60+

Administered by:

Contractor

County

Goal 1	De-escalate clients and community members in crisis by providing appropriate mental health interventions and support.
Goal 2	Implement a community-oriented and evidence-based policing model for responding to psychiatric emergencies.
Objective 1	Reduce the number of arrests and incarcerations among people with mental illness.
Objective 2	Strengthen the relationship among law enforcement, consumers and their families, and the public mental health system.
Objective 3	Reduce the trauma associated with law enforcement intervention and hospital stays during psychiatric emergencies.

Estimated FY21/22 Costs	Estimated Number to be Served FY21/22	Estimated Cost/Person Served
\$1,892,082	500	\$3,784

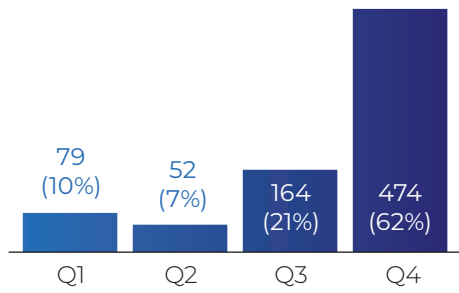
In FY 2020-2021, we spent **9,545 minutes (159 hours)** training, presenting, consulting, and reviewing holds written with law enforcement personnel.

We received **1,982 calls for 911** indicating a behavioral health issue

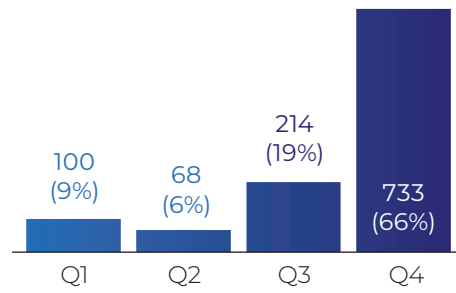
Average clinician response time: **24 minutes**

Average clinician time spent on scene: **67 minutes**

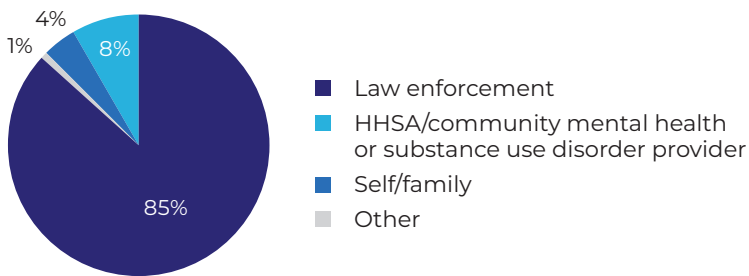
CLIENT SERVED (TOTAL = 769)



CO-RESPONDER CLINICIAN RESPONSES (TOTAL = 1,115)



SOURCES OF CLIENT REFERRALS



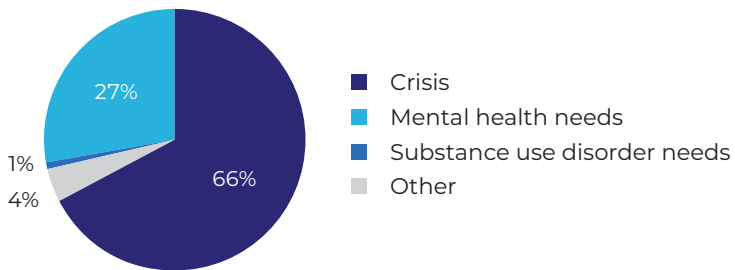
79% of clients were NOT placed on an involuntary hold

98% of clients were NOT arrested or taken to jail

46% of clients were linked to an HHSA or community provider mental health or substance use provider

2% of clients were referred to an HHSA or community provider for homeless services

REASONS FOR REFERRALS



Evaluation Data for: **Community-Based Drop-In Navigation Center** for FY20/21

Target Population: Children Aged 0–5 Transitional-Age Youth Aged 16–25 Adults Aged 26–59 Older Adults Aged 60+

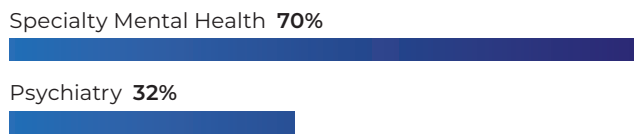
Administered by: Contractor County

Goal 1	Provide support to consumers who may not yet be ready to engage in more intensive, clinic-based mental health services, with the goal of preventing mental health crises and connecting consumers to services when and if they desire them.
Goal 2	Expand and augment mental health services to enhance service access, delivery, and recovery.
Objective 1	Provide supportive, flexible, consumer-driven services to all consumers at their preferred level of engagement.
Objective 2	Assist consumers at risk of developing a mental health crisis to identify and access the supports they need to maintain their mental health.
Objective 3	Reduce the impact of living with mental health challenges through the provision of basic needs.
Objective 4	Increase access to and service connectedness of adults experiencing mental health problems.

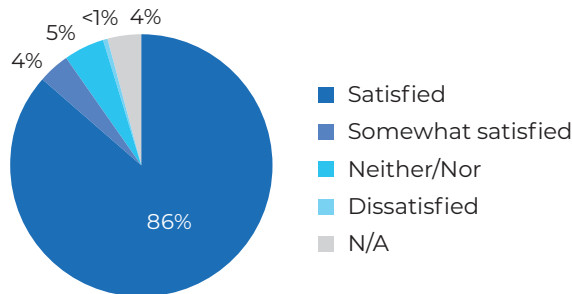
Estimated FY21/22 Costs	Estimated Number to be Served FY21/22	Estimated Cost/Person Served
\$1,167,877	250	\$4,672

We served **466 clients** in 2020–2021

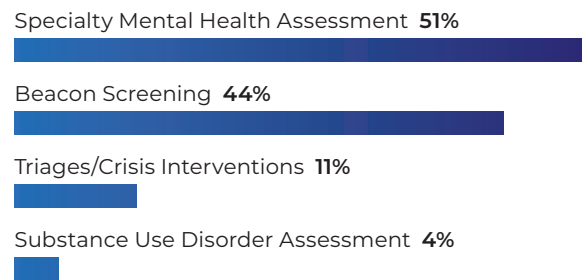
CLIENTS SUCCESSFULLY LINKED WITH PROVIDERS



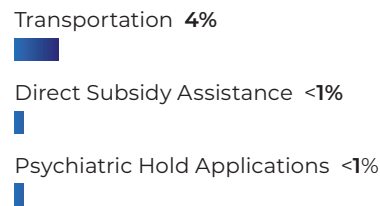
CLIENT SATISFACTION WITH SERVICES



TYPES OF ASSESSMENT GIVEN TO CLIENTS



TYPES OF SERVICES PROVIDED



PROGRAM ACCOMPLISHMENTS

- ▶ Adjusting to the changes due to the onset of the Pandemic in 2020 was challenging. Although many agencies closed their doors to the public, navigation services stayed open and provided case management, assessment, and triage services either in person or via phone. Navigation staff also continued to assist law enforcement and HHSA with 5,150 assessments in the community and on-site at the Navigation Center. We saw a continued increase in the number of services provided. While utilizing personal protective equipment and safety measures amid the COVID-19 pandemic, we continued meeting the needs of the community. The first part of 2021 saw lifted restrictions and an increase in foot traffic.
- ▶ Navigation staff continued to remain a part of Project Room Key of Yolo County. One of the navigation case managers, Juan Tinoco, spent a majority of his time connecting clients with community resources such as housing, Cal Fresh, medical care, transportation, and mental health care services, etc. Juan and other CommuniCare staff also collaborated with Healthy Davis Together to provide COVID-19 testing and later, vaccinations.
- ▶ Navigation Center staff became involved in the Davis Emergency Shelter Project. Two navigation case managers were utilized, one full-time (Dan Walker) and one part-time (Juan Tinoco). They participated in transitioning Project Room Key clients to the emergency shelter apartments in Davis. They also expanded on the services that had been provided in Project Room Key by assisting clients with obtaining housing vouchers, solidifying physical and mental health care services, and linking to any other resources that the clients needed.
- ▶ During this time, the Respite Center continued to provide services 6 days per week without a single outbreak of COVID-19 among its clientele. Respite staff remained strict around safety protocols, requiring clients to wear masks and shields as opposed to masks alone. These precautions have resulted in the center being able to remain open and provide services to unhoused clients.
- ▶ A consequence of the pandemic was the termination of funding and as a result, navigation services discontinued evening hours and had to eliminate one of the case manager positions.

Evaluation Data for: **Peer- and Family-Led Support Services** for FY20/21

Target Population: Children Aged 0-5 Transitional-Age Youth Aged 16-25 Adults Aged 26-59 Older Adults Aged 60+

Administered by: Contractor County

Goal 1	Provide family- and consumer-led support services and psychoeducation to caregivers and consumers.
Goal 2	Expand and augment mental health services to enhance service access, delivery, and recovery.
Objective 1	Provide community-building activities for consumers and their families.
Objective 2	Develop a knowledge base for consumers and their families.
Objective 3	Develop self-advocacy skills for family members and peers.

Estimated FY21/22 Costs \$100,000	Estimated Number to be Served FY21/22 500	Estimated Cost/Person Served \$200
--	--	---

56 staff and volunteers supported peer- and family-led services in 2020-2021

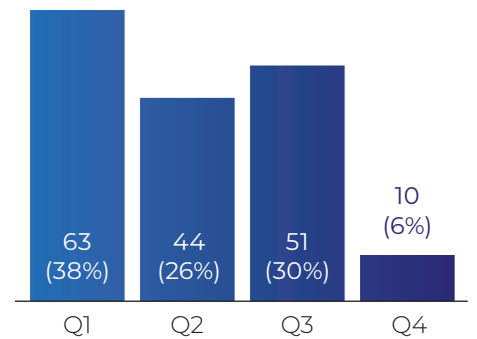
Volunteers dedicated **4,652 hours** this year!

We posted **421 times** to social media (FB and IG)

We held **3 educational presentations and outreach events**

We held **6 annual events**

HELPLINE CALLS RECEIVED AND RESPONDED (TOTAL = 168)



SUPPORT GROUP PARTICIPANTS Total: 635

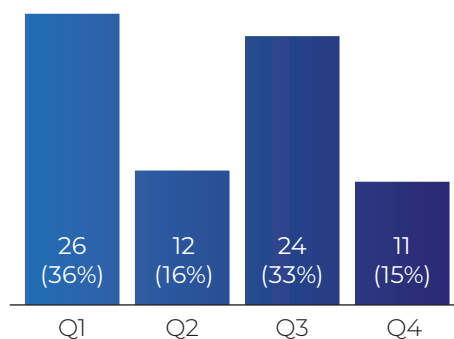
FAMILY SUPPORT GROUPS (N = 324)



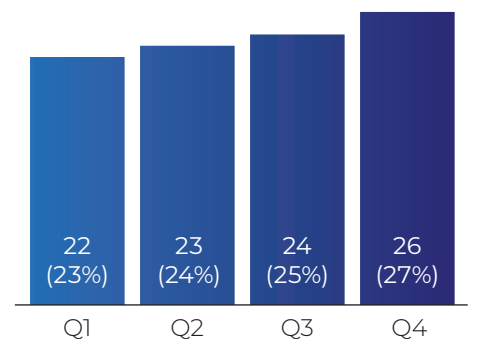
CONNECTIONS GROUPS (N = 311)



FAMILY SUPPORT GROUPS (TOTAL = 73)



CONNECTIONS GROUPS HELD (TOTAL = 95)



STIGMA REDUCTION

100% of participants in **Peer to Peer education classes** agreed or strongly agreed that they are better able to manage stress symptoms after attending their session.

100% of participants of **Family Education classes** agreed or strongly agreed that their understanding of mental health symptoms had increased.

INCREASED ACCESS TO MENTAL HEALTH SERVICES

100% of participants in **Peer to Peer education classes** agreed or strongly agreed that their ability to access community resources and services had increased after attending their session.

100% 100% of participants receiving **NAMI supports** agreed or strongly agreed that they had an increased ability to access community resources and services from attending the group.

PROGRAM ACCOMPLISHMENTS

- ▶ Created a brand new website with double the content. It has more extensive possibilities and a support team. Our “In Crisis” page has been updated and has improved layout. We added a program calendar, Spanish language pages, and updated our local resources pages. In addition to featuring the programs that are part of the grant, it also includes links to on-line classes and support for teens, the BIPOC community, veterans and active-duty military, and frontline professionals.
- ▶ We hired a full-time program director on February 9. She has been working to rebuild NAMI Yolo’s programs and has conducted outreach in the community, organized trainings, and connected with past NAMI volunteers in an attempt to find teachers, facilitators, and presenters to re-engage with the programs. We also hired a full-time executive director, who began her position on June 1. She has been meeting with county supervisors, learning about NAMI Yolo County programs, and planning the program calendar for the upcoming fiscal year.
- ▶ We have used a variety of platforms to recruit volunteers and participants for our programs; Facebook, website, email blasts, and contact with other affiliates. We created interest forms available on our website, allowing those looking for support easier and more streamlined access to NAMI Yolo County.

INCREASED KNOWLEDGE OF MENTAL HEALTH SYMPTOMS

100% of participants in **Peer to Peer education classes** agreed or strongly agreed that their ability to recognize the signs and symptoms of mental illness had increased.

100% of participants of **Family Education classes** agreed or strongly agreed that their knowledge of mental health symptoms had increased.

100% of **community members** agreed or strongly agreed that their knowledge of mental health symptoms had increased after participating in an In Our Own Voice presentation.

INCREASED SUPPORT FOR FAMILY MEMBERS

100% of participants of Family Education classes agreed or strongly agreed that they felt an increase in support after taking the class.

- ▶ Due to COVID-19, much like all other NAMI affiliates, we have seized the opportunity to use Zoom to train our volunteers out of the county. One of our volunteers was trained out of state (NAMI Massachusetts) via Zoom and another was trained out of county (NAMI Sonoma and NAMI Sacramento) via Zoom.
- ▶ Nearly 50 individuals participated in a special NAMI Yolo event titled Chalk Walks, which took place in downtown Davis. Individuals were encouraged to draw images and messages of hope. Four elected officials attended (including Assemblymember Aguilar-Curry), as did the Yolo County assistant district attorney. We received 75 photos of messages people created at their homes or places of work in an effort to help bring awareness to the community about mental health conditions and reduce stigma. The chalk drawings remained visible for a week, so countless others also saw the messages of hope.

PROGRAM CHALLENGES

- ▶ Class leaders struggled with how to administer surveys while meeting virtually and did not have strong staff support during this period to resolve it. No surveys were collected during trainings and groups.

Prevention and Early Intervention Program Data

Evaluation Data 2021–2022

PREVENTION

Reduce risk of developing a potential serious mental illness and build protective factors. Activities can include universal prevention strategies geared toward populations that may be more at risk of developing a serious mental illness.

Yolo County Programs/Strategies:

**Youth Early Intervention
First Episode Psychosis (FEP)
Program**

EARLY INTERVENTION

Treatment and interventions, including relapse prevention, to address and promote recovery and related functional outcomes for a mental illness early in its emergence with a goal to lessen the severity and duration of mental illness.

Yolo County Programs/Strategies:

K-12 School Partnerships

College Partnerships

Senior Peer Counseling

**Maternal Mental Health
Access Hub**

Cultural Competence

IMPROVE TIMELY ACCESS TO SERVICES FOR UNDERSERVED POPULATIONS

Track and evaluate access and referrals for services specific to populations identified as underserved.

Yolo County Programs/Strategies:

Yolo County currently does not have any programs or strategies that fall under this category.

OUTREACH FOR INCREASING RECOGNITION OF EARLY SIGNS OF MENTAL ILLNESS

Activities or strategies to engage, encourage, educate, and train potential responders about ways to recognize and respond effectively to early signs of potentially severe and disabling mental illness.

Yolo County Programs/Strategies:

**Early Signs Training and
Assistance**

ACCESS AND LINKAGE TO TREATMENT

Activities to connect children, adults, and seniors with severe mental illness as early in the onset of these conditions as practicable to medically necessary care and treatment.

Yolo County Programs/Strategies:

Early Childhood Mental Health & Linkage

STIGMA AND DISCRIMINATION REDUCTION

Direct activities to reduce negative feelings, attitudes, beliefs, perceptions, stereotypes, and discrimination related to being diagnosed with a mental illness, having a mental illness, or seeking mental health services, which can include training and education, campaigns, and web-based resources.

Yolo County Programs/Strategies:

**Latinx Outreach/
Mental Health Promotores Program**

SUICIDE PREVENTION

Organized activities that prevent suicide as a consequence of mental illness, which can include trainings and education, campaigns, suicide prevention networks, capacity-building programs, culturally specific approaches, survivor-informed models, screening programs, suicide prevention hotlines, or web-based suicide prevention resources.

Yolo County Programs/Strategies:

Early Signs Training and Assistance

The Yolo County Suicide Prevention Hotline is embedded in the Early Signs Training and Assistance Program

Evaluation Data for: **Cultural Competence** for FY20/21

Data Status: In Process

Target Population: Children Aged 0-5 Transitional-Age Youth Aged 16-25 Adults Aged 26-59 Older Adults Aged 60+

Administered by: Contractor County

Goal 1	Enhance, expand, and implement cultural competence and health equity outreach, engagement, and training throughout the HHSA system in the Yolo community.
Objective 1	Reduce health disparities and promote health equity through the education of staff and providers in culturally and linguistically appropriate service standards.
Objective 2	Engage agencies and the community in advancing culturally responsive policy and programming in support of the Yolo Cultural Competency Plan.
Objective 3	Provide targeted, culturally responsive outreach and support to vulnerable populations to reduce stigma and promote service engagement.
Objective 4	Increase understanding of the intersectionality of race, class, and culture to increase community resilience and health equity by offering supportive settings and facilitated discussion.

Estimated FY21/22 Costs	Estimated Number to Be Served FY21/22	Estimated Cost/Person Served
\$911.732	To be determined	To be determined

Evaluation Data for: **Early Childhood Mental Health Access and Linkage Program** for FY20/21

Target Population: Children Aged 0-5 Transitional-Age Youth Aged 16-25 Adults Aged 26-59 Older Adults Aged 60+

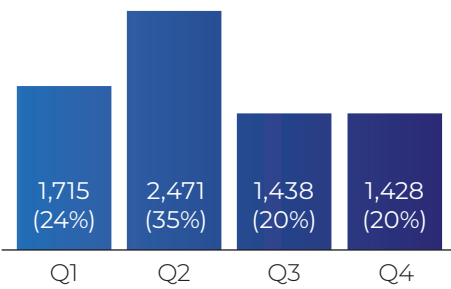
Administered by: Contractor County

Goal 1	Connect children to the appropriate prevention or mental health treatment service.
Goal 2	Expand and augment mental health services to enhance service access, delivery, and recovery.
Objective 1	Prevent the development of mental health challenges through early identification.
Objective 2	Address existing mental health challenges promptly with assessment and referral to the most effective service.
Objective 3	Strengthen access to community services for children and their families.

Estimated FY21/22 Costs	Estimated Number to Be Served FY21/22	Estimated Cost/Person Served
\$400,000	9,000	\$44

Evaluation Data for **Help Me Grow** for FY20/21

CLIENT CONTACTS (TOTAL = 7,052)



154,663 “touches” — combination of direct interactions and potential touches through distributed marketing materials

We conducted **1,978 trainings** with **59,031 participants** this year

We completed an additional **174 screens** for returning clients

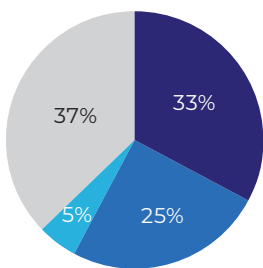
254 calls to the center

694 unique children were screened with at least one screening tool (ASQ-3, ASQ-SE, M-CHAT, SEEK, PHQ9)

12 medical providers participated in Help Me Grow Yolo County

Average of **5 days** for family or provider to receive screening results

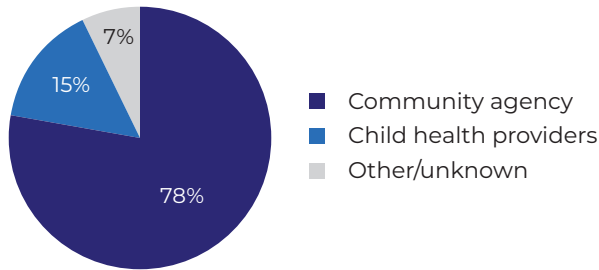
PERSON CONTACTING HELP ME GROW ON BEHALF OF CHILD (TOTAL = 1,229)



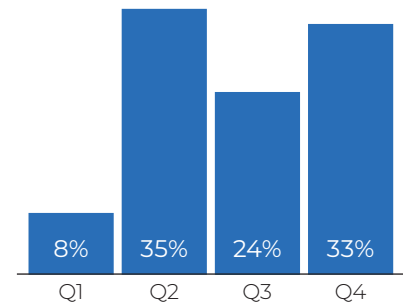
- Primary caregivers
- Community agency representatives
- Medical professionals
- Other

We held **253 developmental playgroups**

**HOW PARENTS/
GUARDIANS HEARD
ABOUT HELP ME GROW
(TOTAL = 694)**



OUTREACH EVENTS (TOTAL = 1,558)



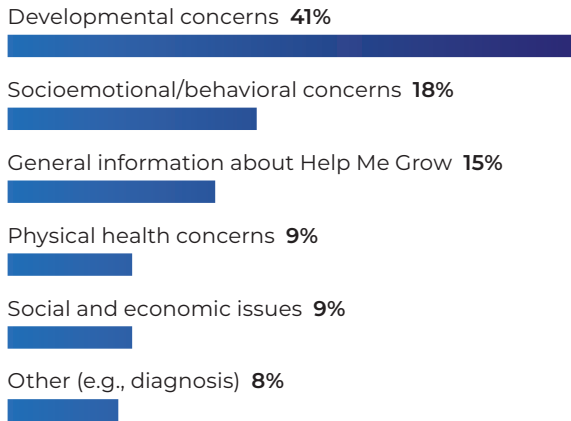
CLIENTS BY TYPE

	Q1	Q2	Q3	Q4	TOTAL
New Clients	28%	23%	22%	28%	1,246
Returning Clients	0%	12%	48%	40%	554
Individual Family Members Served	28%	23%	22%	27%	2,392
Clients Served: Prevention	21%	25%	25%	29%	931
Clients Served: Early Intervention	23%	24%	21%	32%	214

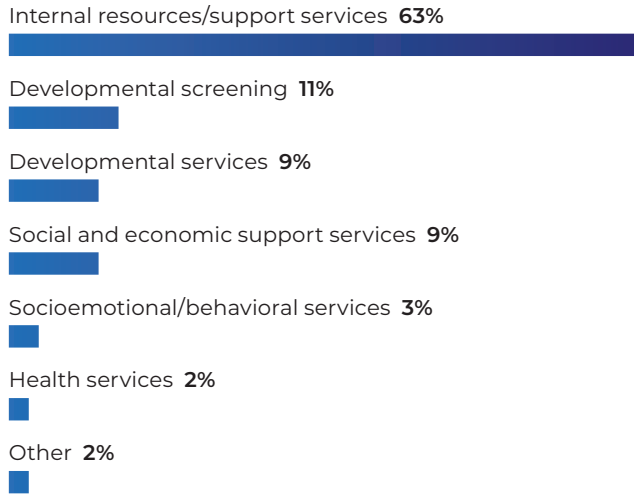
OUTREACH SETTINGS

School	25%
Family Resource Center	8%
Clinic	6%
Residence	2%
Library	2%
Mental/Behavioral Health Care	1%
Support Group	1%
Church	<1%
Substance Use Treatment Location	<1%
Primary Health Care	<1%
Other	56%

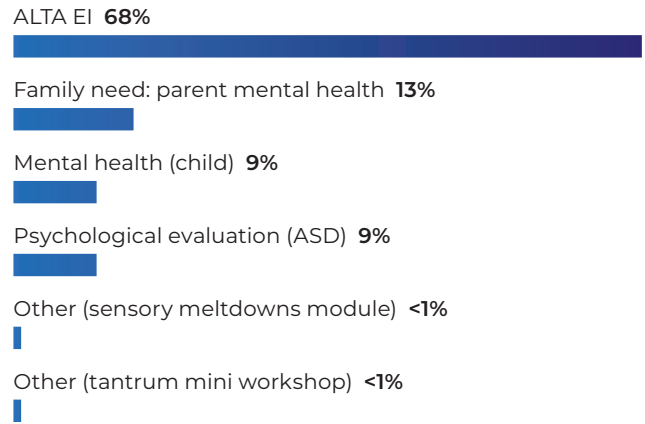
ISSUE AT TIME OF REFERRAL



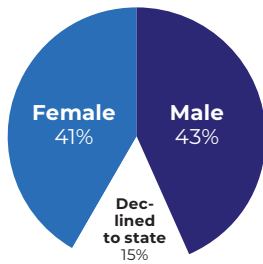
TYPES OF SERVICES CHILD/FAMILY REFERRED TO



TREATMENT/PROGRAM CLIENT WAS REFERRED TO (TOTAL = 215)

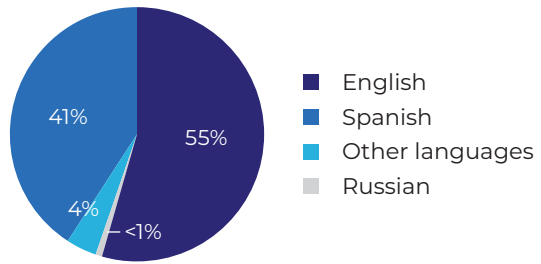


CLIENT SNAPSHOT

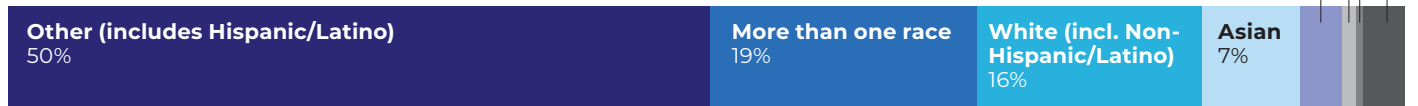


10% Have a disability
44% Hispanic or Latino
 Note: Responses of "Not Recorded" were removed from the analysis.

LANGUAGES CLIENTS SERVED IN



CLIENTS SERVED BY RACE (%)



CLIENTS' CITY OF RESIDENCE	%
Woodland	39%
West Sacramento	25%
Out of County	7%
Davis	7%
Winters	6%
Esparto	5%
Madison	4%
Sacramento [board and care]	4%
Dunnigan	1%
Knights Landing	1%
Brooks, Yolo, Yolo County unincorporated areas, Clarksburg, Guinda, homeless	<1%

IS ANYONE BETTER OFF?

Children who were successfully connected to at least one service or pending a start date due to a "concern" referral



Parents or caregivers who reported increased knowledge of appropriate activities to facilitate their child's development



Children who had an improved score on screening after receiving internal resources or referrals (e.g., developmental handouts)



PROGRAM ACCOMPLISHMENTS

- ▶ Help Me Grow Yolo County organized a drive-through event where families received community resource information, books, diapers, wipes, jackets, developmentally appropriate activities, dental care supplies, and personal protective equipment. We created web pages to support parents in their use of the activity kits and partnered with the Yolo County Libraries to provide family literacy info via video on these pages to reach families that are struggling with literacy in English or Spanish.
- ▶ Help Me Grow Yolo County started work on grants to collaborate in a countywide, multiagency effort to integrate and utilize screenings administered by medical providers to identify any adverse childhood experiences and provide support and intervention needed to mitigate their long-term effects. The program's role will be to serve as the centralized referral point for all children with needs identified during screenings and to work with UniteUs to create a smooth referral pathway. This opened communication between Help Me Grow Yolo, CommuniCare, Winters Healthcare, and Sutter Health.

- ▶ Help Me Grow Yolo began offering Ready4K, a texting program that provides age-specific developmental information and activities for parents.
- ▶ Our partnership with the Migrant Education Program and the E-Center Migrant Head Start Program has provided additional support for migrant families. The children attending their program and their younger siblings are referred for ongoing support.
- ▶ Increased collaboration with Child Welfare Services has provided additional opportunities for Help Me Grow Yolo County referrals when a child is reunited with their biological family to provide additional ongoing support.
- ▶ A Help Me Grow Yolo staff member was interviewed with La Ranchera radio station, where she discussed the importance of developmental screenings and all the services Help Me Grow Yolo offers. In addition, a radio ad about Help Me Grow Yolo was aired from 5/4/21–5/16/21; each time it aired, it reached approximately 40,000 listeners.

PROGRAM CHALLENGES

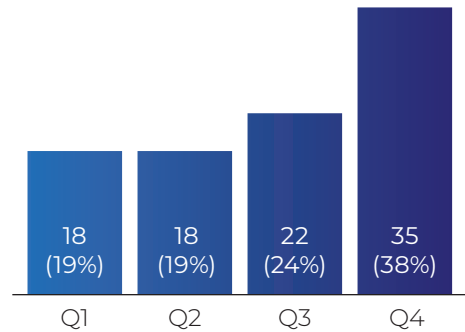
- ▶ Similar to previous quarters during the pandemic, Help Me Grow has continued outreach safely, connecting with providers and community-based organizations virtually. However, this creates its own challenge in that forming a new connection via email is not ideal or possible, and may be unsuccessful.
- ▶ Although Help Me Grow Yolo has been able to reach families in Yolo County in new ways (new outreach locations, events held virtually and in person, etc.), families are needing and asking for basic needs to be met or not being able to prioritize developmental screenings at this time. Also, when they do complete a screening, their needs are more complex because the services they are looking for are not available due to the pandemic.
- ▶ The pandemic kept some school districts from maintaining their referral timelines. This has left a gap in services for school-age children identified by Help Me Grow Yolo as having delays. Not only is it unfortunate that these children are missing out on important services but also requires the Help Me Grow Yolo team to spend much more time on tracking these referrals and providing the families activities to help the children stay engaged while they wait for services to begin.
- ▶ Mental health has become a bigger need. Families with private insurance have a harder time navigating this system because Help Me Grow Yolo doesn't have a toll-free number that we can give them like with Medi-Cal recipients. Mental health services for the whole family has become a big need.

Evaluation Data for **Maternal Mental Health Services** for FY20/21

12 CLIENTS WHO RECEIVED IN-HOME COGNITIVE BEHAVIORAL THERAPY
72 SESSIONS PROVIDED

12 clients were referred in 2020–2021
50% received in-home assessments

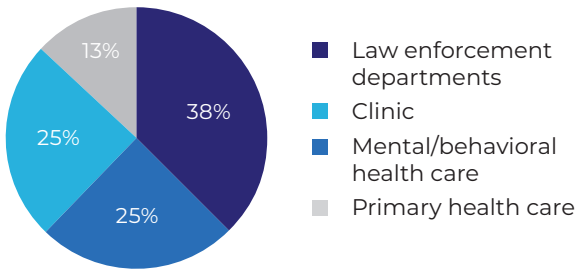
CLIENT CONTACTS (TOTAL = 93)



CLIENTS BY TYPE	Q1	Q2	Q3	Q4	TOTAL
New Clients	33%	17%	33%	17%	6
Returning Clients	100%	0%	0%	0%	4
Clients Served: Early Intervention	60%	10%	20%	10%	10

75% CLIENTS ELIGIBLE FOR IN-HOME CBT

OUTREACH SETTING



We held **8 outreach events** with **82 total participants** this year

CLIENT OUTCOMES

- Clients showing improvements in function, skill development, PM, and strengths **100%**
- Clients showing improvement on pre/post Patient Health Questionnaire, PHQ-9, and self-report of functioning **100%**
- Clients completing PM CBT or graduating **25%**

CLIENT SNAPSHOT

100% Female
10% Have a disability
80% Ages 26–59
10% Bisexual
20% Ages 16–25

CLIENTS SERVED BY RACE



1. Includes Hispanic/Latino. 2. Includes Non-Hispanic/Latino. Note: Responses of "Not Recorded" were removed from the analysis.

70% of clients were Hispanic or Latino
50% of clients requested communications in Spanish

CLIENTS' CITY OF RESIDENCE	%
Woodland	70%
Clarksburg	10%
Davis	10%
West Sacramento	10%

PROGRAM ACCOMPLISHMENTS

- ▶ Clinician engaged in coordinating care with referring partners as needed including (CCHC IBH, CCHC Creo Program, HMG, HFYC, and the County ACCESS team). The program manager met with the Help Me Grow team to review program eligibility and benefits.
- ▶ As soon as the expanded and broadened program criteria are approved by the county, we are planning to meet with all referring parties (HMG, HFYC, County ACCESS, CCHC IBH team, CCHC CREO, CCHC PN, YCN) again to give them the updates and generate more referrals.
- ▶ We are training the new Spanish-speaking clinician, who is already taking clients. We will be implementing the use of the feedback-informed treatment model to elicit client feedback and track client progress.
- ▶ Clinicians will now be able to match the treatment modality to the client diagnosis and presenting problem, resulting in a better clinical fit for some clients.

PROGRAM CHALLENGES

The quality of the referrals were low and did not result in any ongoing engagement. We were planning for staff turnover, because our Spanish-speaking clinician is going on maternity leave in July 2021.

Evaluation Data for: **Youth Early Intervention First Episode Psychosis (FEP) Program** for FY20/21

Data Status: In Process

Target Population: Children Aged 0-5 Transitional-Age Youth Aged 12-25 Adults Aged 26-59 Older Adults Aged 60+

Administered by: Contractor County

Goal 1	Provide early intervention services for youth who are beginning to develop a mood or anxiety-related serious mental illness.
Goal 2	To expand and augment mental health services to enhance service access, delivery, and recovery.
Objective 1	Support young adults to stay on track developmentally and emotionally.
Objective 2	Mitigate the negative impacts that may result from an untreated mental illness.

Estimated FY21/22 Costs	Estimated Number to Be Served FY21/22	Estimated Cost/Person Served
\$230,000	25	\$9,200

Evaluation Data for: **Maternal Mental Health Access Hub** for FY20/21

Data Status: In Process

Target Population: Children Aged 0–5 Transitional-Age Youth Aged 16–25 Adults Aged 26–59 Older Adults Aged 60+

Administered by: To be determined

Goal 1	Improve linkage to services that mitigate and improve the emotional and behavioral health of women preconception, intrapartum, and postpartum.
Goal 2	Increase the quality and quantity of evidence-based and evidence-informed treatments and services for women suffering from or at risk of disorders.
Objective 1	Provide clinical consult to identify appropriate and timely interventions and treatments for women referred to the Yolo County HHSA Maternal Mental Health Hub.
Objective 2	Develop a Yolo County HHSA Maternal Mental Health Access Hub for the purposes of increasing provider capacity to prevent, mitigate, and treat maternal mental health disorders.

Estimated FY21/22 Costs	Estimated Number to Be Served FY21/22	Estimated Cost/Person Served
\$100,000	To be determined	To be determined

Evaluation Data for: **K-12 School Partnerships Program** for FY20/21

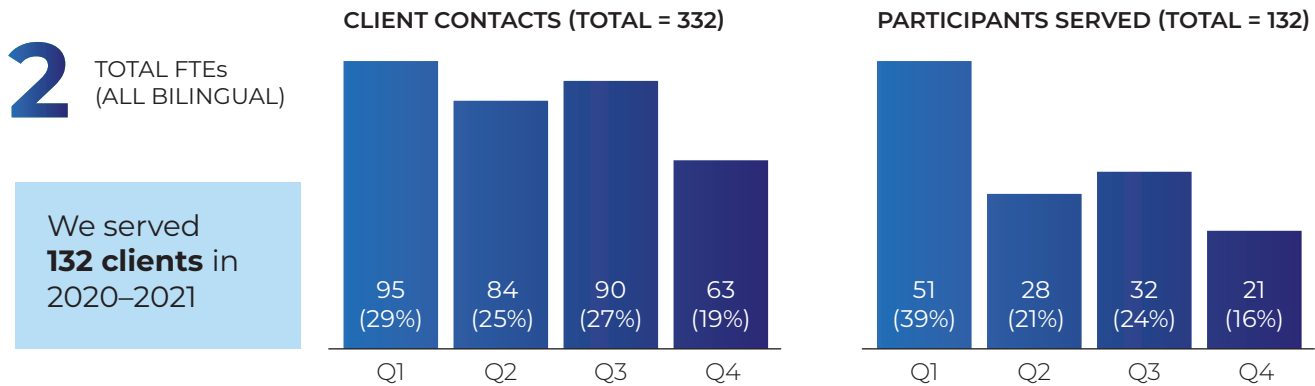
Target Population: Children and Transitional-Age Youth Aged 6-18 Adults Aged 26-59 Older Adults sAged 60+

Administered by: Contractor County

Goal 1	Increase access to a continuum of mental health services in locations that are easily accessible to students and their families.
Goal 2	Expand and augment mental health services to enhance service access, delivery, and recovery.
Objective 1	Prevent the development of mental health challenges through early identification.
Objective 2	Address existing mental health challenges promptly with assessment, referral to the most effective service, and short-term treatment.
Objective 3	Increase capacity to support wellness on school campuses by expanding access to mental health services and supports for children, youth, and their families.

Estimated FY21/22 Costs	Estimated Number to Be Served FY21/22	Estimated Cost/Person Served
\$1,120,339	1,000	\$1,120

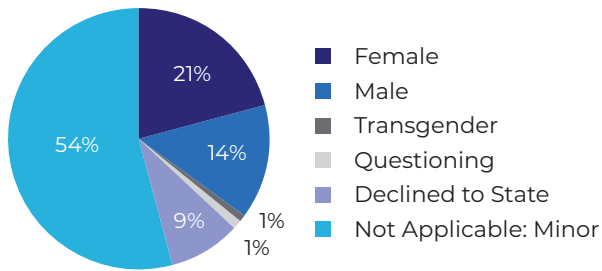
Evaluation Data for **Rural School-Based Access and Linkage Program** for FY20/21



CLIENTS BY TYPE	Q1	Q2	Q3	Q4	TOTAL
New Clients	39%	21%	24%	16%	132
Returning Clients	0%	0%	0%	0%	0

100% of children needing mental health triage received the service within **48 hours** of referral from school districts or family referral

CLIENT SNAPSHOT



Note: Responses of "Not Recorded" were removed from the analysis.

14% Have a Disability **2%** Questioning Sexual Orientation

CLIENTS' CITY OF RESIDENCE	%
Winters	42
Esparto	36
Madison	7
Yolo County Unincorporated Areas	7
Knights Landing	4
Woodland	3
Davis	2

OUTREACH EVENTS AND PARTICIPANTS

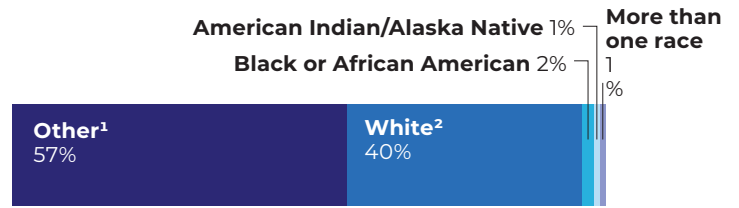
CLIENTS BY TYPE	Q1	Q2	Q3	Q4	TOTAL
Events	19%	31%	19%	31%	16
Participants	11%	48%	15%	26%	174

We held **16 events** in 2020–2021

PROGRAM ACCOMPLISHMENTS

- ▶ 100% of youth referred were connected and received at least one mental health service for Q4.
- ▶ 100% of those children and family received services in their preferred language.
- ▶ In Q4, 100% of family members reported improvement in child or youth family circumstances after 30 days.
- ▶ 91% reported improvement in overall mental health symptoms after 90 days of receiving mental health services.

CLIENTS SERVED BY RACE (%)

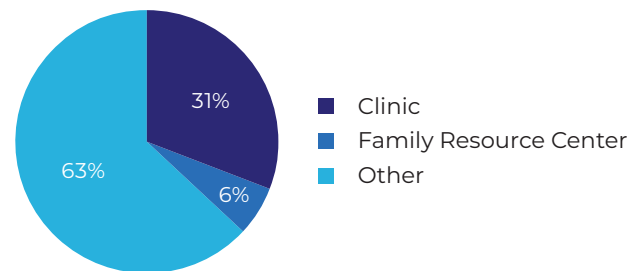


1. Includes Hispanic/Latino. 2. Includes Non-Hispanic/Latino. Note: Responses of "Not Recorded" were removed from the analysis.

- 78%** of clients were Hispanic or Latino
- 5%** of clients requested written communication in Spanish
- 5%** of clients requested spoken communication in Spanish

CLIENTS SERVED BY DISABILITY TYPE (18 CLIENTS TOTAL)	%
Communication Domain: Difficulty seeing	6
Communication Domain: Other	11
Mental Domain: Not including mental illness (including but not limited to learning disabilities, developmental disabilities, or dementia)	61
Chronic Health Conditions: Including but not limited to chronic pain	6
Other Disability	17
Total	100

OUTREACH SETTINGS

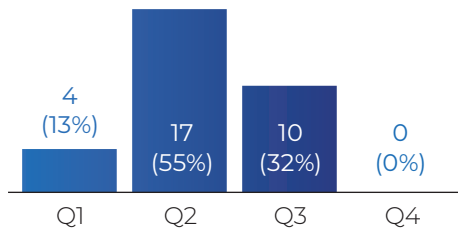


PROGRAM CHALLENGES

The primary challenge we encountered was related to **broadband internet access**. Many community members had no or low-quality internet service, which caused many clients to miss sessions. We began to implement sessions over the phone during these barriers, so clients could still have accessible mental health services. There has been a great deal of stress caused by the uncertainty of these times.

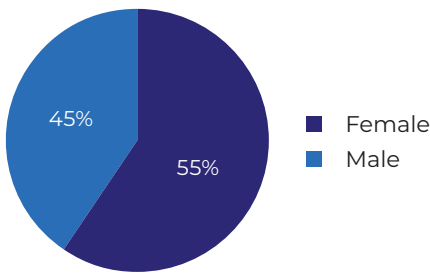
Evaluation Data for **Urban School-Based Access and Linkage Program** for FY20/21

CLIENT CONTACTS (TOTAL = 31)



We served **31 clients** in 2020–2021

CLIENT SNAPSHOT



OUTREACH SETTINGS

100% other

We attended **4 outreach events** in 2020–2021

PROGRAM ACCOMPLISHMENTS

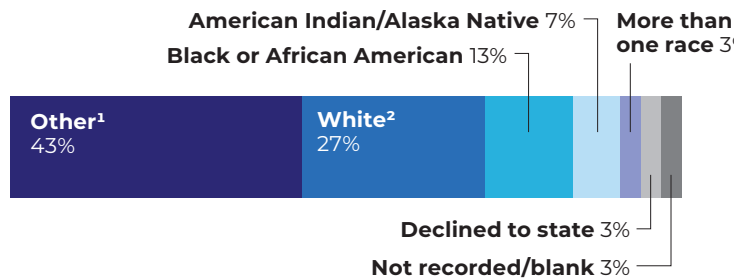
- ▶ 54% of children, youth, and family members were referred to a mental health provider.
- ▶ 100% of routine mental health triage services were provided within 7 calendar days of request for service.
- ▶ Staff continued to consult and assist school partners to ensure referrals were completed accurately and follow-up occurred in a timely manner.

CLIENTS BY TYPE	Q1	Q2	Q3	Q4	TOTAL
New Clients	13%	55%	32%	0%	31
Returning Clients	0%	0%	0%	0%	0

Schools are returning to in-person teaching. We expect to see an increase in the number of referrals we receive when school restarts in the fall.

CLIENTS' CITY OF RESIDENCE	%
Woodland	65
West Sacramento	26
Out of County	6
Declined to State	3

CLIENTS SERVED BY RACE (%)



1. Includes Hispanic/Latino. 2. Includes Non-Hispanic/Latino.

- 48%** of clients were Hispanic or Latino
- 6%** of clients requested written communication in Spanish
- 6%** of clients requested spoken communication in Spanish

PROGRAM CHALLENGES

A major barrier for this program in this quarter was the COVID-19 pandemic's continued closure of the schools and early completion of the school year, which resulted in a lack of referrals.

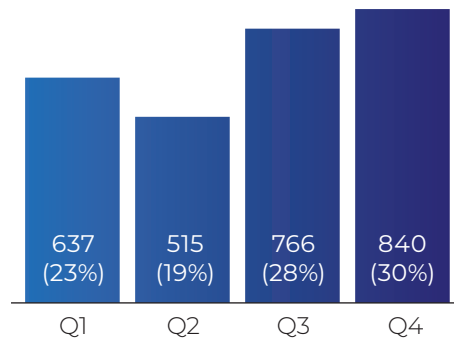
Evaluation Data for **Rural School-Based Strengths and Mentoring Program** for FY20/21

2.5 TOTAL FTEs (ALL BILINGUAL)

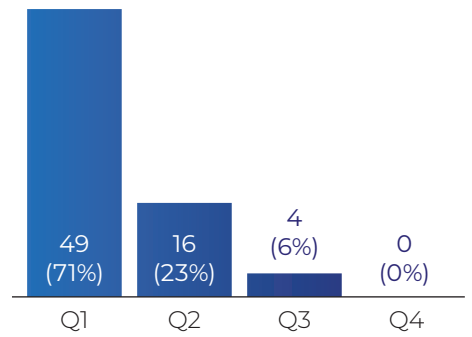
We served **69 clients** in 2020–2021

No volunteer hours of service data

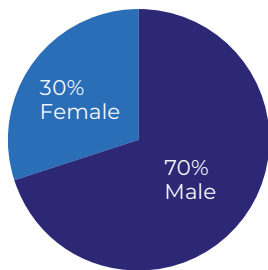
CLIENT CONTACTS (TOTAL = 2,758)



PARTICIPANTS SERVED (TOTAL = 69)



CLIENT SNAPSHOT



6% have a disability

87% of youth participants demonstrated an overall improvement in well-being on the Youth Asset Survey in Quarter 4.

CLIENTS SERVED BY RACE (%)



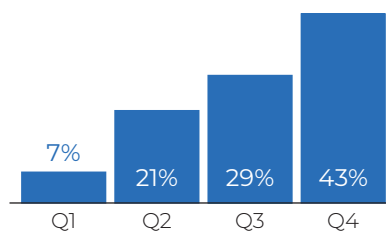
1. Includes Hispanic/Latino. 2. Includes Non-Hispanic/Latino.

67% of clients were Hispanic or Latino

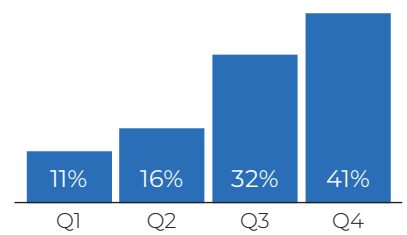
0% of clients requested communications in Spanish

CLIENTS' CITY OF RESIDENCE	%
Winters	52%
Esparto	45%
Woodland	3%

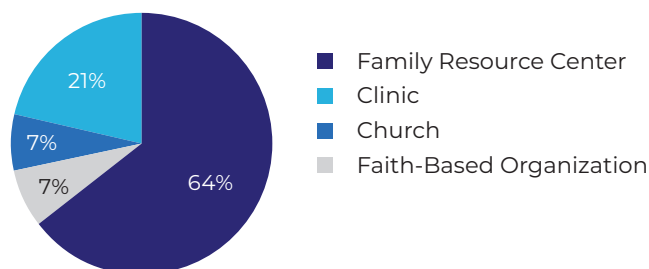
EVENTS (TOTAL = 14)



PARTICIPANTS (TOTAL = 513)



OUTREACH SETTINGS



We held **15 outreach events** in 2020–2021

PROGRAM ACCOMPLISHMENTS

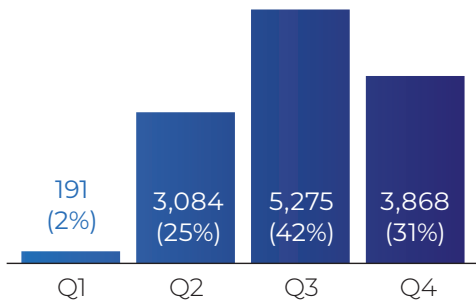
- ▶ 100% of staff received the Why Try and Strengths Finder evidence-based training.
- ▶ 80% of youth participants demonstrated improvement on the Global Self-Worth Assessment.
- ▶ In Q1, 4 participants were referred to RISE Community Center to receive additional services and received services within 7 days of referral.

PROGRAM CHALLENGES

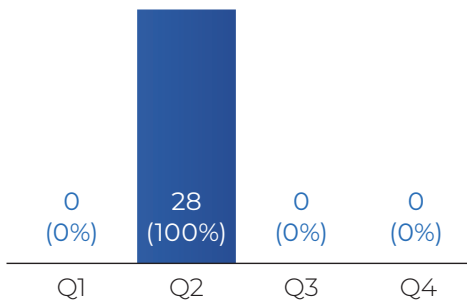
The overall fear of the COVID-19 virus and the new variants are still barriers for our communities. Families are fearful to return to consistent programming. Our team provided year-round in-person services to youth in the rural communities. However, it was a challenge to provide consistent progressive services and programs because attendance was sporadic.

Evaluation Data for **Urban School-Based Mentorship and Strengths Building Program** for FY20/21

CLIENT CONTACTS (TOTAL = 12,418)



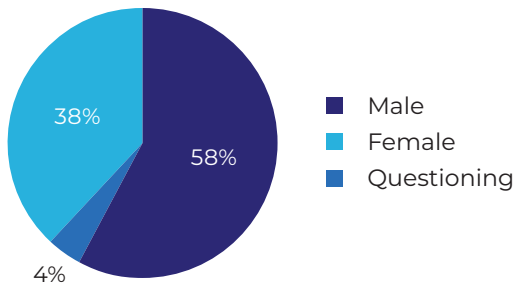
PARTICIPANTS SERVED (TOTAL = 28)



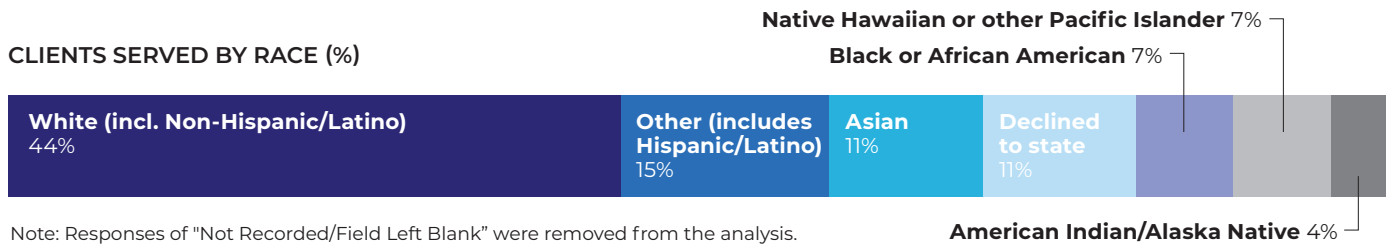
We served **28 clients** in 2020–2021

96% of respondents reported improved personal skills, improved school or family circumstances, or feeling better overall

CLIENT SNAPSHOT



We did **2 outreach events** in 2020–2021



18% of clients were Hispanic or Latino

12% of clients had a disability

CLIENTS' CITY OF RESIDENCE	%
West Sacramento	59
Davis	41

Responses of "Not Recorded/Field left blank" were removed from the analysis.

PROGRAM ACCOMPLISHMENTS

- ▶ 91% of children, youth, and families engaged in this program said it was efficacious.
- ▶ We provided full classroom strengths-building services during the virtual school day for multiple schools, as well as many large group presentations for secondary-level students who were previously difficult to access due to low attendance.
- ▶ Virtual after-school groups continued through the school year and were replaced by a full summer groups schedule advertised to the community before the school year closed.

PROGRAM CHALLENGES

- ▶ A major barrier for this program was the COVID-19 pandemic's closure of the schools, as well as some schools experiencing transitions toward a hybrid method, which resulted in our inability to provide our usual in-person groups and presentations.
- ▶ As we continue providing virtual services during and after school, a key challenge has been unusually low student attendance due to the virtual environment.
- ▶ Additionally, the school year completed mid-quarter, which further limited the ability to receive referrals.

Evaluation Data for: **College Partnerships** for FY20/21

Data Status: In Process

Target Population: Children Aged 0-5 Transitional-Age Youth Aged 16-25 Adults Aged 26-59 Older Adults Aged 60+

Administered by: Contractor County

Goal 1	Connect students to appropriate prevention or mental health treatment services in college settings.
Goal 2	Expand and augment behavioral health services to enhance service access, delivery, and well-being for college students.
Objective 1	Prevent the development of mental health challenges through early identification, resources, and support.
Objective 2	Address existing mental health challenges promptly with assessment, referral, and short-term treatment.
Objective 3	Increase capacity to support student wellness on school campuses.

Estimated FY21/22 Costs \$172,924	Estimated Number to Be Served FY21/22 To be determined	Estimated Cost/Person Served To be determined
--	---	--

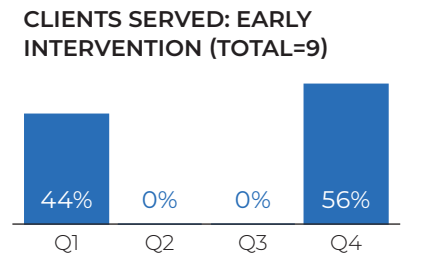
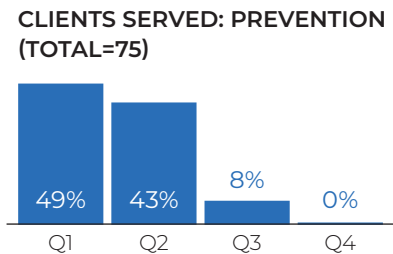
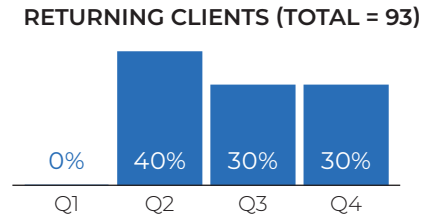
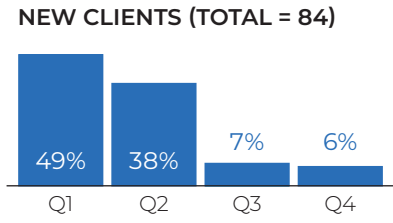
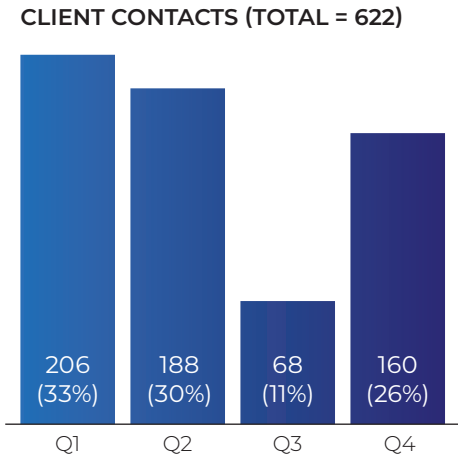
Evaluation Data for: **Latinx Outreach/Mental Health Promotores Program** for FY20/21

Target Population: Children Aged 0-5 Transitional-Age Youth Aged 16-25 Adults Aged 26-59 Older Adults Aged 60+

Administered by: Contractor County

Goal 1	Provide comprehensive health services, including physical and behavioral health, to the Latinx community.
Goal 2	Expand and augment mental health services to enhance service access, delivery, and recovery.
Objective 1	Utilize culturally responsive approaches to engaging the Latinx population.
Objective 2	Increase engagement with Latino men.
Objective 3	Improve health and behavioral health outcomes for the Latinx population.

Estimated FY21/22 Costs \$438,512	Estimated Number to Be Served 200	Estimated Cost/Person Served \$2,193
--	--	---



We served **84 clients** in 2020-2021

9 clients were referred for services
100% followed through on referral and engaged in treatment
100% of participants were referred and received services within 7 days

100% of participants reported being satisfied with the services provided and that their cultural background, beliefs, and language were respected

CLIENT SNAPSHOT

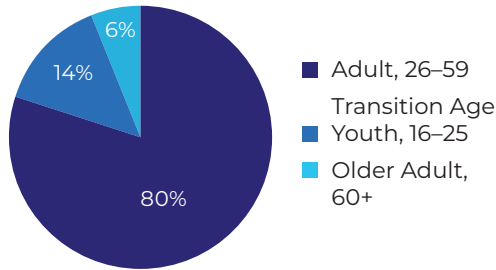
100%

Male

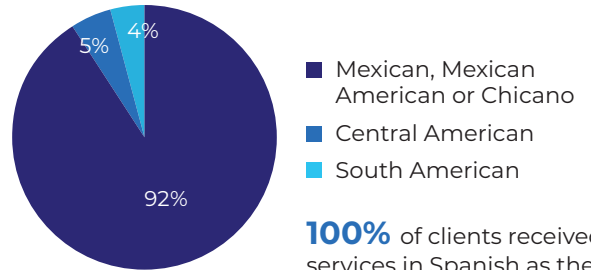
4%

Have a disability

CLIENTS SERVED BY AGE



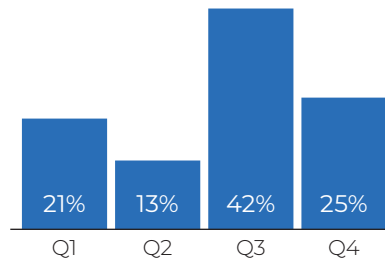
CLIENTS SERVED BY ETHNICITY



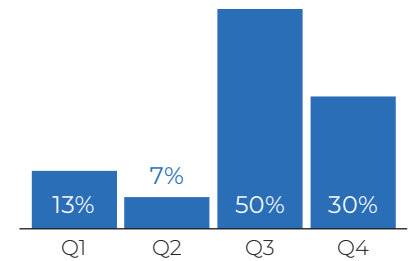
100% of clients received services in Spanish as their preferred language

CLIENTS' CITY OF RESIDENCE	%
Esparto	60
Winters	13
Madison	11
Dunnigan	8
Brooks	5
Guinda	4

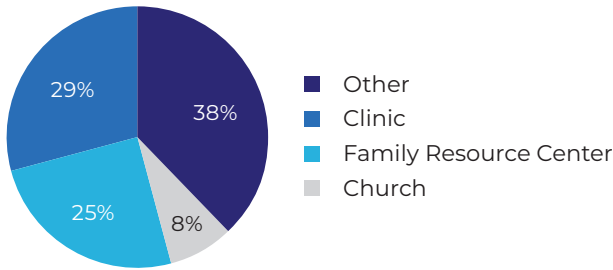
EVENTS (TOTAL = 24)



PARTICIPANTS (TOTAL = 904)



OUTREACH SETTINGS



PROGRAM ACCOMPLISHMENTS

- ▶ Our team continued to provide on-site farm outreach to Latino male heads of household. The key success for this program is that through our outreach efforts, we received five mental health self referrals from local farmworkers. It took time to establish a relationship and build trust with these individuals. As a result, they felt comfortable enough asking for help, and we were able to connect them immediately to a mental health clinician to provide services.
- ▶ Our team partnered with the UC Davis ORALE program that provides weekly COVID-19 rapid testing. This program specifically targets Latino farmworkers throughout Yolo County. We also partnered the Yolo County vaccine clinics conducted at the farms. Our team provided information about our mental health services offered at RISE.

PROGRAM CHALLENGES

Although we are providing boots on the ground with in-person outreach to local farmworkers, it is a challenge to navigate through the COVID-19 pandemic. Local farms have been amazing at allowing our team access to their workers; however, the times that we are invited are limited, and farmworkers are extremely busy during the spring and summer months. Our team did not get a lot of quality in-person, one-to-one time with farmworkers.

Evaluation Data for: **Early Signs Training and Assistance** for FY20/21

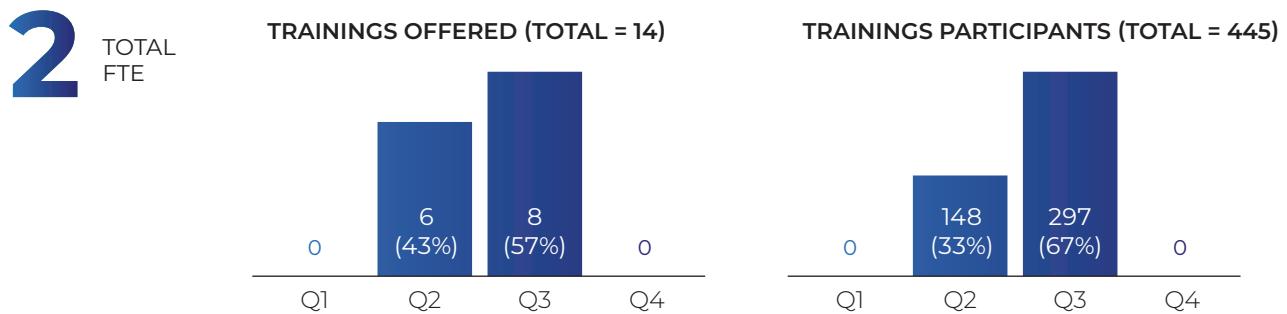
Target Population: Children Aged 0–5 Transitional-Age Youth Aged 16–25 Adults Aged 26–59 Older Adult Aged 60+

Administered by: Contractor County

Goal 1	Expand the reach of the mental health system through the training of individuals who have the knowledge and skills to respond to or prevent a mental health crisis in the community.
Objective 1	Expand the reach of mental health and suicide prevention services.
Objective 2	Reduce the risk of suicide through prevention and intervention trainings.
Objective 3	Promote the early identification of mental illness and signs and symptoms of suicidal behavior.
Objective 4	Advance the wellness, recovery, and resilience of the community through the creation and offering of supportive spaces and trauma-informed group facilitation for diverse audiences.

Estimated FY21/22 Costs	Estimated Number to Be Served FY21/22	Estimated Cost/Person Served
\$321,826	450	\$715

During FY20/21, all trainings and presentations were presented using the Zoom platform. Due to the virtual format, demographic data and evaluation measures could not be collected. The data below reflect information available for Q2 and Q3 (data were not available for Q1 and Q4).



PRESENTATIONS	QUARTER	ATTENDEES
Mental Health and Self Care (2)	Q2	24
Supporting African American Families and Their Mental Health	Q2	45
The Nature of Trauma and Resilience	Q2	48
Preserving Your Mental Health During COVID	Q2	23
Group facilitation training in support of Black staff and student groups	Q2	8
Trauma and Resilience (7)	Q3	150
QPR Suicide Prevention	Q3	147
Total		445

Note: Presentation data were only available for Q2 and Q3

Evaluation Data for: **Senior Peer Counseling Program** for FY20/21

Target Population: Started Pending Canceled New 21/22 COVID Delayed

Administered by: Children Aged 0-5 Transitional-Age Youth Aged 16-25 Adults Aged 26-59 Olders Adult Aged 60+

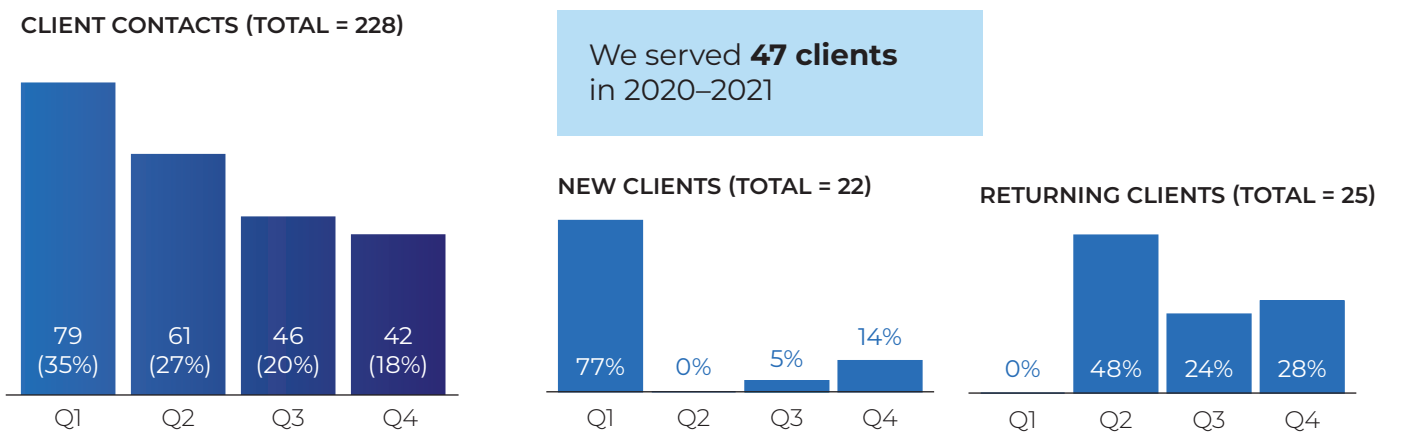
Contractor County

Goal 1	Support older adults to live independently in the community for as long as reasonably possible while ensuring their mental and physical well-being.
Objective 1	Recruit, train, and support volunteers to provide peer counseling services.
Objective 2	Support independent living and reduce social isolation for seniors.
Objective 3	Promote the early identification of mental health symptoms in older adults.

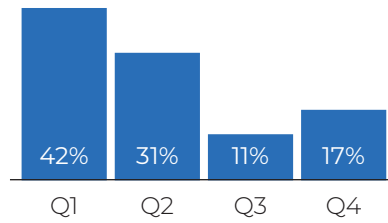
Estimated FY21/22 Costs \$48,400	Estimated Number to be Served FY21/22 250	Estimated Cost/Person Served \$194
---	--	---

1 TOTAL FTE **14** SENIOR PEER COUNSELORS **2** SENIOR PEER COUNSELOR VOLUNTEERS RECRUITED

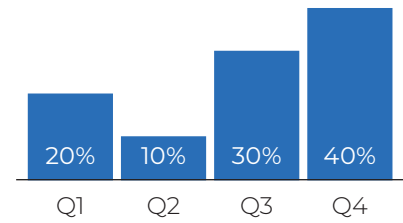
2 FAMILY MEMBERS RECEIVING SUPPORT FROM VOLUNTEERS **228.7** VOLUNTEER HOURS OF SERVICE PROVIDED



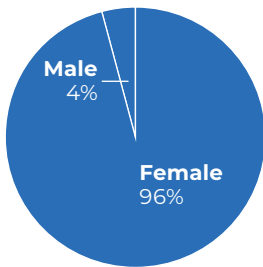
CLIENTS SERVED: PREVENTION (TOTAL = 36)



CLIENTS SERVED: EARLY INTERVENTION (TOTAL = 10)



CLIENT SNAPSHOT




29% Have a Disability
4% Bisexual

CLIENTS SERVED BY DISABILITY TYPE

- 50%** Communication Domain: Difficulty hearing, seeing, or having speech understood
- 33%** Physical Mobility Domain
- 17%** Chronic Health Condition: including but not limited to chronic pain
- 17%** Other Disability

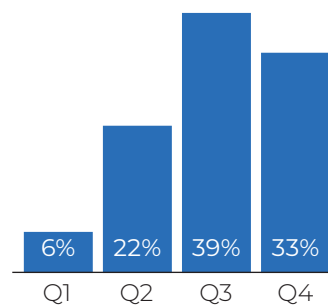
CLIENTS SERVED BY RACE (%)



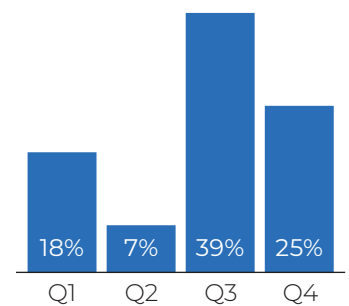
We held **18 events** in 2020–2021

CLIENTS' CITY OF RESIDENCE	%
Woodland	72%
Davis	20%
Yolo County Unincorporated Areas	6%
Knights Landing	2%

EVENTS (TOTAL = 18)



PARTICIPANTS (TOTAL = 28)



PROGRAM ACCOMPLISHMENTS

- ▶ The new program manager created a strong rapport with past clients and volunteers to understand the program inside and out. They were able to assess weaknesses in the program and set goals each quarter to address them.
- ▶ The program manager created a new brochure for the program to engage in outreach to increase census. During this year, the program manager made connections to multiple Yolo County communities and organizations with information about the program. The program manager also did presentations for communities to increase awareness of the program and draw more clients and volunteers
- ▶ The referral process was revamped, new guidelines were implemented, new partnerships were created, status updates were offered for clients and volunteers, client and volunteer intake packet standards were upgraded to Yolo Hospice Standards, and new procedures were implemented for documenting hours and visits.
- ▶ Clients started “graduating from the program” this year, and a survey was created to measure the success of the program.
- ▶ We added home visits to the intake process to help determine if an individual is a client or volunteer appropriate.

PROGRAM CHALLENGES

Senior Peer Counseling has suffered throughout the pandemic from attrition of both clients and volunteers. Lack of ability to facilitate in-person meetups between clients and volunteers due to pandemic safety requirements has made it difficult to maintain volunteer and client engagement. Numbers have steadily dropped, prompting program leads to refocus on a dual strategy of increased program outreach and intensified internal support of current clients and volunteers. Though the challenges we’ve face have created short-term program attrition, we believe they have also allowed us an opportunity to refocus the program’s energy and structure in a more effective way going forward.

Innovation Data

Evaluation Data 2021–2022

Evaluation Data for: **Crisis Now Learning Collaborative** for FY20/21

Data Status:

In Process

Target Population:

Children Aged 0–5

Transitional-Age Youth Aged 16–25

Adults Aged 26–59

Older Adults Aged 60+

Administered by:

Contractor

County

Goal 1	Ensure Yolo County's crisis services match community need, community access to crisis care is enhanced, and overall cost savings are realized.
Objective 1	Assess overall county crisis service needs.
Objective 2	Understand current crisis service access points and gaps.
Objective 3	Enhance crisis service cost-tracking mechanisms across providers.

Estimated FY21/22 Costs	Estimated Number to Be Served FY21/22	Estimated Cost/Person Served
\$700,989	5,000	\$140

Workforce, Education, and Training Data

Evaluation Data 2021–2022

Evaluation Data for: **Mental Health Career Pathways** for FY20/21

Data Status:

In Process

Target Population:

Children Aged 0–5

Transitional-Age Youth Aged 16–25

Adults Aged 26–59

Older Adults Aged 60+

Administered by:

Contractor

County

Goal 1	Ensure well-developed clinical skills among unlicensed clinicians.
Objective 1	Provide clients of all ages with current and appropriate clinical interventions.
Objective 2	Retain licensed clinicians, post-successful licensure, as a result of the MHP's provision of supervised clinical hours to secure license.

Estimated FY21/22 Costs	Estimated Number to Be Served FY21/22	Estimated Cost/Person Served
\$69,369	Not applicable	Not applicable

Evaluation Data for: **Mental Health Professional Development** for FY20/21

Data Status: In Process

Target Population: Children Aged 0-5 Transitional-Age Youth Aged 16-25 Adults Aged 26-59 Older Adults Aged 60+

Administered by: Contractor County

Goal 1	Ensure a competent and trained workforce in alignment with MHSA values that is versed in relevant evidence-based practices.
Objective 1	Ensure clinical staff members are trained in relevant evidence-based practices.
Objective 2	Provide support to front-office staff to provide supportive and welcoming experiences.
Objective 3	Ensure a culturally competent and informed workforce.

Estimated FY21/22 Costs	Estimated Number to Be Served FY21/22	Estimated Cost/Person Served
\$55,795	Not applicable	Not applicable

Evaluation Data for: **Central Regional WET Partnership** for FY20/21

Data Status: In Process

Target Population: Children Aged 0-5 Transitional-Age Youth Aged 16-25 Adults Aged 26-59 Older Adults Aged 60+

Administered by: Contractor County

Goal 1	Provide funding opportunities to attract and retain well-trained, diverse, and high-quality staff within the county's mental health service delivery system.
Objective 1	Offer educational loan repayment assistance to professional staff.
Objective 2	Develop and enhance employment efforts for hard-to-find and hard-to-retain positions.
Objective 3	Offer stipends to clinical master's and doctoral graduate students to support professional internships in the county system.

Estimated FY21/22 Costs \$52,188	Estimated Number to Be Served FY21/22 Not applicable	Estimated Cost/Person Served Not applicable
---	---	--

Evaluation Data for: **Peer Workforce Development Workgroup** for FY20/21

Data Status: In Process

Target Population: Children Aged 0-5 Transitional-Age Youth Aged 16-25 Adult Aged 26-59 Older Adult Aged 60+

Administered by: Contractor County

Goal 1	Provide peers with the evidence-based skill building, professional development opportunities, training, and internal HHSA support they require to provide effective services to consumers, reduce stigma, and expand their foundation of marketable skills.
Objective 1	Strengthen the onboarding, training, and supervision available to peer support staff.
Objective 2	Consider evidence-based practices in the peer support model.
Objective 3	Increase inclusion of peer workforce across the agency.

Estimated FY21/22 Costs \$3,614	Estimated Number to Be Served FY21/22 Not applicable	Estimated Cost/Person Served Not applicable
--	---	--

Appendices

Appendix I

Performance Measures

Peer and Family Led Support Services

PM1: How much did we do?	
Staff	NAMI volunteers and peer and family led workers
Customers	# of Peer to Peer educational classes offered
Units of Service	# of Family classes offered # of participants who received NAMI supports
PM2: How well did we do it?	
2.1	# of attendees for Peer to Peer educational classes
2.2	# of attendees for Family educational classes
2.3	# of attendees for In our Own Voice presentations
2.4	# of participants served by NAMI supports
PM3: Is anyone better off?	
Stigma Reduction	
3.1	% of participants of Peer to Peer educational classes that reported an increase in management of stress symptoms
3.2	% of participants of Family educational classes that reported an increased understanding of mental health symptoms
3.3	% of community members reporting an increase in understanding mental health symptoms and how to recognize after participating in a In Our Own Voice presentation
Increased Knowledge of Mental Health Symptoms	
3.4	% of participants of Peer to Peer education classes reporting an increase in the ability to recognize the signs and symptoms of mental illness
3.5	% of participants of Family education classes reporting an increase in knowledge of mental health symptoms
3.6	% of community members reporting an increase in knowledge of mental health symptoms after participating in an In Our Own Voice presentation
Increased Access to Mental Health Services	
3.7	% of participants of Peer to Peer educational classes reporting an increased ability to access community resources/services
3.8	% of participants receiving NAMI supports who report an increased ability to access community resources/services
Increased Support for Family Members	
3.9	% of participants of Family education classes reporting increased support

Older Adult Outreach Assessment: Adult Wellness Alternative

PM1: How much did we do?	
1.1	# of FTEs onsite at permanent supportive housing locations
1.2	# of beneficiaries served during reporting period
1.3	# of newly enrolled beneficiaries during the reporting period
1.4	Total service hours broken out by: Medication Support; Case Management/Rehab; Individual & Group Therapy; Crisis Intervention
1.5	Beneficiary Demographics broken out by: Age, Gender, Race, Ethnicity, and Primary and Secondary Diagnosis
1.6	# of Senior Peer Counseling referrals made
PM2: How well did we do it?	
2.1	% of no-shows for prescribing staff (psychiatrists and nurse practitioners)
2.2	% of no-shows for non-prescribing staff (clinicians, case managers and nurses)
2.3	% of beneficiaries that voluntarily discontinued FSP services (program total)
2.4	% of beneficiaries referred for FSP assessment accepted into the FSP program
2.5	% of beneficiaries seen for post hospital follow-up within 7 calendar days of discharge
2.6	% of beneficiaries who are contacted within 4 hours of hospital or jail notification for discharge
2.7	% of beneficiaries reporting satisfaction with FSP services
2.8	% of referred beneficiaries contacted within 2 calendar days from HHSA referral
PM3: Is anyone better off?	
3.1	# of days beneficiaries experienced homelessness while enrolled compared to prior 12-month period (program total); # of days beneficiaries experienced homelessness while enrolled compared to prior 12-month period (average)
3.2	# of days beneficiaries experienced incarceration while enrolled compared to prior 12-month period (program total); # of days beneficiaries experienced incarceration while enrolled compared to prior 12-month period (average)
3.3	# of days beneficiaries experienced psychiatric hospitalization while enrolled compared to prior 12-month period (program total); # of days beneficiaries experienced psychiatric hospitalizations while enrolled compared to prior 12-month period (average)
3.4	# of days beneficiaries employed while enrolled compared to prior 12-month period (program total); # of days beneficiaries employed while enrolled compared to prior 12-month period (average)
3.5	# of days beneficiaries enrolled in school while enrolled compared to prior 12-month period (program total); # of days beneficiaries enrolled in school while enrolled compared to prior 12-month period (average)
3.6	# of beneficiaries who have met goals and stepped down to a lower level of care; % of beneficiaries who have met goals and stepped down to a lower level of care

Adult Wellness Services: Mental Health Promotion, Wellness Centers

PM1: How much did we do?	
1.1	Total FTEs Behavioral Health Specialists, Program Coordinator, Peer Support Workers
1.2	# of unduplicated participants at the Wellness Centers quarterly
1.3	# of visits to the Wellness Centers (including duplicated participants) quarterly
1.4	# of groups offered quarterly
1.5	# of unduplicated group participants quarterly
1.6	# of participants across all groups (including duplicated participants) quarterly
1.7	# of food bags distributed quarterly
1.8	# of outings quarterly
1.9	# of participants in outings quarterly
1.10	# of special events hosted by Wellness Centers quarterly
1.11	# of participants in special events quarterly
PM2: How well did we do it?	
2.1	% of participants who reported they felt respected
2.2	% of participants who reported their needs were met
2.3	% of weekly groups attended
PM3: Is anyone better off?	
3.1	# of participants who reported they felt more connected or made at least one friend % of participants who reported they felt more connected or made at least one friend # of participants who reported they felt less isolated
3.2	% of participants who reported they felt less isolated
3.3	# of participants who reported they felt comfortable at the center % of participants who reported they felt comfortable at the center
3.4	# of participants who were able to identify at least one way to support wellness and recovery % of participants who were able to identify at least one way to support wellness and recovery

Adult Wellness Services: Adult Outpatient Mental Health, Adult Wellness Alternative

PM1: How much did we do?	
1.1	# of FTEs onsite at permanent supportive housing locations
1.2	# of beneficiaries served during reporting period
1.3	# of newly enrolled beneficiaries during the reporting period
1.4	Total service hours broken out by: Medication Support; Case Management/Rehab; Individual & Group Therapy; Crisis Intervention
1.5	Beneficiary Demographics broken out by: Age, Gender, Race, Ethnicity, and Primary and Secondary Diagnosis
PM2: How well did we do it?	
2.1	% of no-shows for prescribing staff (psychiatrists and nurse practitioners)
2.2	% of no-shows for non-prescribing staff (clinicians, case managers and nurses)
2.3	% of beneficiaries that voluntarily discontinued FSP services (program total)
2.4	% of beneficiaries referred for FSP assessment accepted into the FSP program
2.5	% of beneficiaries seen for post hospital follow-up within 7 calendar days of discharge
2.6	% of beneficiaries who are contacted within 4 hours of hospital or jail notification for discharge
2.7	% of beneficiaries reporting satisfaction with FSP services
2.8	% of referred beneficiaries contacted within 2 calendar days from HHSA referral
PM3: Is anyone better off?	
3.1	# of days beneficiaries experienced homelessness while enrolled compared to prior 12-month period (program total); # of days beneficiaries experienced homelessness while enrolled compared to prior 12-month period (average)
3.2	# of days beneficiaries experienced incarceration while enrolled compared to prior 12-month period (program total); # of days beneficiaries experienced incarceration while enrolled compared to prior 12-month period (average)
3.3	# of days beneficiaries experienced psychiatric hospitalization while enrolled compared to prior 12-month period (program total); # of days beneficiaries experienced psychiatric hospitalizations while enrolled compared to prior 12-month period (average)
3.4	# of days beneficiaries employed while enrolled compared to prior 12-month period (program total); # of days beneficiaries employed while enrolled compared to prior 12-month period (average)
3.5	# of days beneficiaries enrolled in school while enrolled compared to prior 12-month period (program total); # of days beneficiaries enrolled in school while enrolled compared to prior 12-month period (average)
3.6	# of beneficiaries who have met goals and stepped down to a lower level of care; % of beneficiaries who have met goals and stepped down to a lower level of care

Adult Wellness Services: Turning Point ACT/AOT

PM1: How much did we do?	
1.1	Total FTEs
1.2	# of Clients
PM2: How well did we do it?	
2.1	% of no-shows for prescribing staff (psychiatrists and nurse practitioners)
2.2	% of non-prescribing staff (clinicians, case managers, and nurses)
PM3: Is anyone better off?	
3.1	# of days clients experienced homeless (program total) # of days of homelessness per client (average)
3.2	# of days clients experienced incarceration (program total) # of days incarceration per client (average)
3.3	# of days clients experienced psychiatric hospitalization (program total) # of days psychiatric hospitalization per client (average)
3.4	# of clients with a psychiatric inpatient admission % of clients with a psychiatric inpatient admission
3.5	# of hospital discharges that result in readmission within 7 days % of hospital discharges that result in readmission within 7 days
3.6	# of hospital discharges that result in hospital readmission within 30 days % of hospital discharges that result in hospital readmission within 30 days

Community-Based Drop-In Navigation Center

PM1: How much did we do?	
1.1	# unduplicated clients who receive services at the Navigation Center
1.2	# unduplicated Beacon Screenings completed
1.3	# unduplicated Specialty Mental Health assessment completed
1.4	# unduplicated substance use disorder assessments completed
1.5	# unduplicated clients provided with transportation
1.6	# unduplicated clients provided with peer support assistance
1.7	# unduplicated clients provided with direct subsidy assistance
1.8	# psychiatric hold applications completed
1.9	# of drop-offs received by Davis Police Department
1.10	# of in-field triage request completed
PM2: How well did we do it?	
2.1	% of clients who report they are satisfied with services received at the Navigation Center
PM3: Is anyone better off?	
3.1	# and % of unduplicated clients who successfully link with a Specialty Mental Health Services appointment.
3.2	# and % of unduplicated clients who successfully link with a Specialty Mental Health Services Psychiatry appointment.
3.3	# and % of unduplicated clients who were provided warm hand-offs to mild to moderate mental health services.
3.4	# and % unduplicated clients who were provided warm hand-offs to substance use services.

Mental Health Crisis Services & Crisis Intervention Team Training: Co-Responder

PM1: How much did we do?	
1.1	Total # of unduplicated clients served.
1.2	Total # of Co-Responder Clinician responses.
1.3	# and % of clients referred by each referral source (Law Enforcement Agency, Family/Self, HHSA/ community MH or SUD provider, Other).
1.4	# and % of clients referred for each of Crisis, Mental Health needs, Substance Use Disorder needs, or Other.
1.5	Total # of minutes spent training/consulting/reviewing holds written with Law Enforcement personnel
1.6	Total # of 911 calls indicating a behavioral health issue
PM2: How well did we do it?	
2.1	Average Clinician response time (from request notification to initial in-person contact with client, in minutes).
2.2	Average Clinician time spent on scene (in minutes).
2.3	Average law enforcement officer wait time for Clinician response (in minutes).
2.4	Law enforcement personnel satisfaction with Co-Responder services.
PM3: Is anyone better off?	
3.1	# and % of clients served who were NOT placed on an involuntary hold .
3.2	# and % of clients served who were NOT arrested/taken to jail.
3.3	# and % of client served who were linked to an HHSA/community provider mental health and/or substance use provider.
3.4	# and % of clients referred to an HHSA/community provider for homeless services.

Children's Mental Health Services: Turning Point Community Programs

PM1: How much did we do?	
Staff 1.1	Total FTE's: Manager/Supervisor Clinicians Office Support
1.2	# of open and authorized clients
1.3	# of intakes
1.4	# of discharges
1.5	# of discharges to a lower level of care
1.6	# of referrals received
1.7	# of children meeting ICC or IHBS criteria
1.8	# of children served who are non-English speakers
PM2: How well did we do it?	
2.1	% of clients who received an intake assessment within 14 days of referral
2.2	% of clients assessed with Child and Adolescent Needs and Strengths (CANS)
2.3	% of clients with completed authorization packet within 60 days of admit
2.4	% of authorization requests completed within 30 days of renewal
2.5	% of open clients with submitted 6 months progress report
2.6	# of clients per clinician
2.7	# of days to successful discharge (quarterly average)
2.8	% of discharge dispositions submitted within 14 days of discharge date
2.9	% of ICC and IHBS eligible clients with facilitated CFT every 90 days
2.10	% of clients who successfully met treatment plan goals
2.11	% of clients who received 1st clinical appointment within 7 days post psychiatric hospitalization
2.12	% of clients who received 1st psychiatric follow up within 30 days post psychiatric hospitalization
2.13	# of provider changes per client
PM3: Is anyone better off?	
3.1	# of clients with decrease in # of items needing action on Child Behavioral/Emotional Need section of CANS from intake to discharge; % of clients with decrease in # of items needing action on Child Behavioral/Emotional Need section of CANS from intake to discharge
3.2	#of clients with decrease in# of items needing action on Life Domain Functioning section of CANS from intake to discharge % of clients with decrease in# of items needing action on Life Domain Functioning section of CANS from intake to discharge
3.3	# of clients with decrease in# of items needing action on Caregiver Resources and Needs section of CANS from intake to discharge % of clients with decrease in# of items needing action on Caregiver Resources and Needs section of CANS from intake to discharge
3.4	# of clients who remained in their home (without jail or psychiatric hospital admits) or maintained foster home placement % of clients who remained in their home (without jail or psychiatric hospital admits) or maintained foster home placement

Pathways to Independence: Outpatient Mental Health

PM1: How much did we do?	
1.1	# of FTEs onsite at permanent supportive housing locations
1.2	# of beneficiaries served during reporting period
1.3	# of newly enrolled beneficiaries during the reporting period
1.4	Total service hours broken out by: Medication Support; Case Management/Rehab; Individual & Group Therapy; Crisis Intervention
1.5	Beneficiary Demographics broken out by: Age; Gender; Race, Ethnicity; and Primary and Secondary Diagnosis
1.6	# of EDAPT referrals made
PM2: How well did we do it?	
2.1	% of no-shows for prescribing staff (psychiatrists and nurse practitioners)
2.2	% of no-shows for non-prescribing staff (clinicians, case managers and nurses)
2.3	% of beneficiaries that voluntarily discontinued FSP services (program total)
2.4	% of beneficiaries referred for FSP assessment accepted into the FSP program
2.5	% of beneficiaries seen for post hospital follow-up within 7 calendar days of discharge
2.6	% of beneficiaries who are contacted within 4 hours of hospital or jail notification for discharge
2.7	% of beneficiaries reporting satisfaction with FSP services
2.8	% of referred beneficiaries contacted within 2 calendar days from HHSA referral
PM3: Is anyone better off?	
3.1	# of days beneficiaries experienced homelessness while enrolled compared to prior 12-month period (program total)
3.2	# of days beneficiaries experienced incarceration while enrolled compared to prior 12-month period (program total); # of days beneficiaries experienced incarceration while enrolled compared to prior 12-month period (average)
3.3	# of days beneficiaries experienced psychiatric hospitalization while enrolled compared to prior 12-month period (program total) # of days beneficiaries experienced psychiatric hospitalization while enrolled compared to prior 12-month period (average)
3.4	# of days beneficiaries employed while enrolled compared to prior 12-month period (program total) # of days beneficiaries employed while enrolled compared to prior 12-month period (average)
3.5	# of days beneficiaries enrolled in school while enrolled compared to prior 12-month period (program total) # of days beneficiaries enrolled in school while enrolled compared to prior 12-month period (average)
3.6	# of beneficiaries who have met goals and stepped down to a lower level of care % of beneficiaries who have met goals and stepped down to a lower level of care

Senior Peer Counseling: Yolo Hospice

PM1: How much did we do?	
Staff 1.1	Total FTEs: Senior Peer Counselors; Program Director
1.2	# of older adults served by YH/CWC
1.3	# of family members receiving support from volunteers
1.4	# of Senior Peer Counselor volunteers recruited
PM2: How well did we do it?	
2.1	# of older adults referred to services
2.2	# of volunteer hours of service rendered to older adults and their families
2.3	# of volunteer hours spent in training for services
PM3: Is anyone better off?	
3.1	# and % of older adults who reported improvement in their overall mental wellness as a result of contact with Senior Peer Counselor Program volunteers.
3.2	# and % of older adults who reported an ability to maintain level of self-care/independence as a result of contact with Senior Peer Counselor Program volunteers.
3.3	# and % above average Likert Scores provided by older adults engaged in this program/or their family members on the efficacy of the Senior Peer Counseling program

Latinx Outreach/Mental Health Promotores Program: CREO IBHS

PM1: How much did we do?	
1.1	Total FTEs by Classification, including breakdown of program staff who are bilingual and bicultural
1.2	Program Participants: Total # of participants served <ul style="list-style-type: none"> ▶ Total # of unduplicated participants served ▶ Total # of participants identified as male heads of household ▶ Total # of participants who received services in Spanish as their preferred language
1.3	Program Activities: <ul style="list-style-type: none"> ▶ Total # of FTE Promotores actively involved in the program ▶ Total # of unduplicated participants who received a whole-person health screening ▶ % of participants screened for a history of trauma ▶ Total # of outreach events (minimum weekly) ▶ Average # of participants at outreach events ▶ Total # of group counseling “platicas” (minimum bi-weekly) ▶ Average # of participants at group counseling “platicas” ▶ Total # of advisory panel meetings that included representatives from the target population and community-based agencies
PM2: How well did we do it?	
2.1	Satisfaction: % and # of participants who reported satisfaction with services (e.g., services were provided at a convenient time and location; program staff treated me with respect, respected my cultural background/beliefs, spoke to me in a language that I understood)
2.2	Referral/Linkage: Total # of participants referred to <ul style="list-style-type: none"> ▶ Primary Care services ▶ Mental Health and/or Substance Use Disorder services ▶ Other support services (e.g., health benefits enrollment, food resources, housing support) Total # of participants referred to any service
2.3	Treatment Engagement: % and # of participants who completed a referral and engagement in treatment. Engagement is defined as participating at least once in the Program to which they were referred, including: <ul style="list-style-type: none"> ▶ Primary Care services ▶ Mental Health and/or Substance Use Disorder services ▶ Other support services (e.g., health benefits enrollment, food resources, housing support)
2.4	Timeliness: Average interval (in days) between the referral and participation in treatment. Participation is defined as participating at least once in treatment to which referred.
2.5	Duration of Untreated Mental Illness (DUMI): Average DUMI across participants. DUMI is defined as, for persons who are referred to treatment and who have not previously received treatment, the time between the self-reported and/or parent-or-family-reported onset of symptoms of mental illness and entry into treatment. Entry into treatment is defined as participating at least once in treatment to which the person was referred.
2.6	Staff Training: % of program staff trained in using evidence informed and evidence-based practices

PM3: Is anyone better off?	
3.1	Stigma: % and # of participants with reduced stigmatizing attitudes, knowledge, and/or behavior related to mental illness and seeking mental health services
3.2	Hospitalizations: Reduced % and # of mental health hospitalizations and average length of stay.
3.3	Quality of Life: <ul style="list-style-type: none"> ▶ % and # of participants with improved functional outcomes (e.g., enrollment in entitlement benefits, employment status, housing status, health insurance coverage, food security) ▶ % and # of participants with improved mental, physical, and/or emotional well-being outcomes.

Latinx Outreach/Mental Health Promotores Program: Promotores Integrated Behavioral Health Services for Latino Community Program

PM1: How much did we do?	
Staff	# of staff providing resource and referral services
Customers Units of Service	# of residents requesting referrals
PM2: How well did we do it?	
2.1	# and % of referral requests where staff was unable to refer to a program
2.2	# and % of clients that report feeling welcomed
2.3	# and % of clients families or individuals reporting that they are satisfied with the service they received
PM3: Is anyone better off?	
3.1	# and % of clients who connected to their referral service within 2, 7, 14, 30 days of receiving referral information (days are depending on the services needed)
3.2	# and % of clients who reported they are continuing with care after it was obtained
3.3	# and % of clients who reported it is easier to manage their personal situations after receiving referral information

Latinx Outreach/Mental Health Promotores Program: RISE Latino Farmworker Outreach Program

PM1: How much did we do?	
Staff	Total FTEs by Classification, including breakdown of program staff who are bilingual and bicultural
Customers	<p>Program Participants: Total # of participants served</p> <ul style="list-style-type: none"> ▶ Total # of unduplicated participants served
Units of Service	<ul style="list-style-type: none"> ▶ Total # of participants identified as male heads of household ▶ Total # of participants who received services in Spanish as their preferred language <p>Program Activities:</p> <ul style="list-style-type: none"> ▶ Total # of FTE Promotores actively involved in the program ▶ Total # of Yolo County farm outreach events (minimum one farm per week) <ul style="list-style-type: none"> – Average # of participants at farm outreach events ▶ Total # of Latino Male Farmworker Conferences (minimum two per year) <ul style="list-style-type: none"> – Total # of participants at each Latino Male Farmworker Conference ▶ Total # of Drop-In Opportunities (minimum two per month; one Saturday and one weekday evening) <ul style="list-style-type: none"> – Average # of participants at Drop-In events
PM2: How well did we do it?	
2.1	<p>Satisfaction: % and # of participants who reported satisfaction with services (e.g., services were provided at a convenient time and location; program staff made me feel welcomed, connected me to resources in a timely manner, treated me with respect, respected my cultural background / beliefs, spoke to me using language that I understood)</p> <p>Referral/Linkage: Total # of participants referred to:</p> <ul style="list-style-type: none"> ▶ Primary Care services ▶ Mental Health and / or Substance Use Disorder services ▶ Other support services (e.g., health benefit enrollment, food resources, housing support) <p>Total # of participants referred to any service.</p> <p>Timeliness: Average interval (in days) between the referral and participation in treatment. Participation is defined as participating at least once in the treatment to which referred.</p>
PM3: Is anyone better off?	
3.1	<p>Stigma: % and # of participants with reduced stigmatizing attitudes, knowledge, and/or behavior related to mental illness and seeking mental health services.</p> <p>Knowledge: % and # of participants who reported increased knowledge about resources (e.g., they learned new skills to help them in their mental wellness, how to better address health / mental health needs, access culturally sensitive health / mental health resources)</p> <p>Access: Treatment Engagement: % and # of participants who completed a referral and engaged in treatment. Engagement is defined as participating at least once in the Program to which they were referred, including:</p> <ul style="list-style-type: none"> ▶ Primary Care services ▶ Mental Health and / or Substance Use Disorder services ▶ Other support services (e.g., health benefit enrollment, food resources, housing support) <p>Access: Referral Outcome: % and # of participants who, at follow-up, reported improved outcomes a result of RISE’s referral.</p>

Early Childhood Mental Health Access & Linkage: Help Me Grow Yolo & Maternal Mental Health

PM1: How much did we do?	
Staff 1.1	Total FTEs: Manager Supervisor; Clinicians; Office Support
1.2	# of beneficiaries served by gender, age of child at time of initial entry, race/ethnicity of child, culture if known, or disability (e.g. hearing impaired, seeing impaired wheel-chair bound)
1.3	# of trainings conducted for agencies/programs (outreach)
1.4	# of trained individuals on the HMG Yolo services (parents, providers, community agencies)
1.5	Report of who contacted HMG Yolo on behalf of the child # of calls to the Call Center
1.6	Services to which child/family referrals were made (# and % of each)
1.7	# Presenting issues (# and % of each)
1.8	# of screenings completed based on screening tools (ASQ-3, ASQ-SE, M-CHAT, SEEK)
1.9	# of medical providers participating in HMG Yolo PM1s regarding Maternal Mental Health Services
1.10	# of staff FTE's working in the program
1.11	# of referrals for assessment received
1.12	# of sessions provided (total)
1.13	# of clients who received in-home cognitive behavioral therapy
PM2: How well did we do it?	
2.1	# and % of how each child screened heard about/entered HMG Yolo (compare to marketing plan)
2.2	Wait time for delivery of results after screenings
2.3	# and % of subsequent screenings that are performed for children who fall into the 'monitoring' category
2.4	# and % indicated on the Caregiver/Provider Satisfaction Survey as satisfied with the tools, information, skills, and supports provided to properly support optimal family growth PM2s regarding Maternal Mental Health Services
2.5	# and % of clients completing Cognitive Behavioral Therapy/Graduating and/or successfully meeting goals of treatment
2.6	# and % of referred clients receiving in-home assessment
2.7	# and % of clients for which successful referrals were made
PM3: Is anyone better off?	
3.1	# and % of children successfully connected to at least one service or pending a start date due to a "concern" referral
3.2	# and % of children rescreened with an improved score after referrals were made due to a "monitor" result
3.3	# and % of service/program gaps identified
3.4	# and % of barriers identified PM3s regarding Maternal Mental Health Services
3.5	# and % of clients showing improvement on pre/post Patience Health Questionnaire
3.6	# and % of clients showing improvements in function, skill development and strengths

K-12 School Partnerships Services

PM1: How much did we do?	
Staff	Total FTEs by Classification (Manager, Supervisor, Clinician, Case Manager, Administrative Support)
1.1	Program Participants: # of unduplicated participants served
1.2	# of Tier I services (unduplicated)
1.3	# of Tier I services provided (duplicated)
1.4	# of Tier II services (unduplicated)
1.5	# of Tier II services provided (duplicated)
1.6	# of Tier III services (unduplicated)
1.7	# of Tier III services provided (duplicated)
PM2: How well did we do it?	
2.1	Timeliness: Average interval (days) between referral and completion of screening
2.2	% of participants who receive an assessment within 10 business days of screening
2.3	Referral/Linkage # and % of participants (with private health insurance) referred to services through their insurance plan # and % of participants (with private health insurance) successfully linked to services through their insurance plan
2.4	# and % of participants in treatment services utilizing Medi-Cal billing (managed care)
2.5	# and % of participants in treatment services utilizing Medi-Cal billing (SMHS)
2.6	Service Delivery: Average # of sessions per participant in therapeutic services
2.7	Participant Satisfaction: # and % of participants (including parent/guardians) who reported satisfaction with services (as calculated from responses to satisfaction surveys)
PM3: Is anyone better off?	
3.1	# and % of clients with a decrease in # of items needing action on Child Behavior/Emotional Need section of CANS from intake to discharge.
3.2	# and % of clients with a decrease in # of items needing action on Life Domain Functioning section of CANS from intake to discharge.
3.3	# and % of students with improved attendance (as calculated by % of attendance days quarter of referral vs. % of attendance days in quarter of discharge).
3.4	# and % of students with decreased instances/frequency of school-based behavioral interventions (as calculated by % of days with behavioral interventions in quarter of referral vs. % of days with behavioral interventions in quarter of discharge).

College Partnerships: College Campus Based Physical Healthcare, Behavioral Healthcare, and Related Social Services

PM1: How much did we do?	
1.1	Behavioral Health Services
1.1A	# of students served
1.1B	# of students referred through the Early Alert Interface
1.1C	# of referrals made to County-based supports and programs
1.1D	# of students receiving services during peak hours (8:30am to 4:30pm)
1.1E	# of students receiving services during after-hours (4:30pm to 7:00pm)
1.2	Physical Health Services
1.2A	# of students served
1.2B	# of students referred through the Early Alert Interface
1.2C	# of referrals made to County-based supports and programs
1.2D	# of students receiving services during the peak hours (8:30am to 4:30pm)
1.2E	# of students receiving services during after-hours (4:30pm to 7:00pm)
1.3	Social Services
1.3A	# of students served
1.3B	# of referrals made to County-based supports and programs
1.3C	# of tabling events held
1.3D	# of health fairs held
1.3E	# of Flu Shot clinics held
1.3F	# of STI Testing Clinics held
1.3G	# of education and learning events held for staff
1.3H	# of education and learning events held for students
1.4	# of students that received services in their primary language of Spanish
1.5	# of students that received services in their primary language of Russian
PM2: How well did we do it?	
2.1	# and % of students who self-report that they received an initial appointment timely
2.2	# and % of students satisfied with access to and services provided based on results of the Student Satisfaction Survey
2.3	% of students seen at the Woodland campus
2.4	% of students seen at the Colusa County campus
2.5	% of students seen at Lake County campus

PM3: Is anyone better off?	
3.1	# and % of students that self-report improved access to behavioral/physical/social services on campus
3.2	# and % of students that received routine care
3.3	# and % of students that self-report improved access to training and education opportunities
3.4	# and % of faculty/staff that self-report improved access to training and education opportunities
3.5	# and % of students that self-report increased knowledge of healthy living habits
3.6	# and % of faculty/staff that self-reported increased knowledge of healthy living habits

Early Signs Training and Assistance

PM1: How much did we do?	
1.1	Total FTE
1.2	# of training participants
1.3	# of trainings offered
1.4	# of trainings offered in Davis
1.5	# of trainings offered in West Sacramento
1.6	# of trainings offered in Winters
1.7	# of trainings offered in Woodland
PM2: How well did we do it?	
2.1	% of Youth and Adult Mental Health First Aid training participants reporting during the course evaluation that the course goals and objectives were achieved
2.2	% of safeTALK training participants who indicated in the course evaluation that they intend to tell others that they would benefit from safeTALK trainings
2.3	% of Question Persuade Refer (QPR) training participants who indicated in the course evaluation they would recommend QPR training to others
PM3: Is anyone better off?	
3.1	# of Mental health First Aid (Youth & Adult) training participants who report they felt more confident in reaching out to a young person who may be dealing with a mental health challenge % of Mental Health First Aid (Youth & Adult) participants who report they felt more confident in reaching out to a young person who may be dealing with a mental health challenge
3.2	# of Question Persuade Refer (QPR) training participants who report an increase in knowledge about how to ask someone about suicide % of Question Persuade Refer (QPR) training participants who report an increase in knowledge about how to ask someone about suicide
3.3	# of safeTALK training participants who report they felt prepared to talk to someone about their thoughts of suicide % of safeTALK training participants who report they felt prepared to talk to someone about their thoughts of suicide
3.4	# of Educate, Equip, and Support: Building Hope participants who expressed a high score (Score of 7 or higher) on the evaluation of the training topics on session evaluations % of Educate, Equip, and Support: Building Hope participants who expressed a high score (Score of 7 or higher) on the evaluation of the training topics on session evaluations

Appendix II

Program Contract List

Program Name	Contractor	Contractor Name
Community Services & Supports (CSS) Plan		
Peer and Family Led Support Services	Y	NAMI Yolo County
Older Adult Outreach Assessment Program	Y	TLCS, Inc dba Hope Cooperative
Adult Wellness Services Program	Y	Telecare Corp & TLCS, Inc dba Hope Cooperative
Community Based Drop-In Navigation Center	Y	CommuniCare
Tele-Mental Health Services	Y	HHSA Program; Locum Tenens
Mental Health Crisis Services & Crisis Intervention Team Training	N	HHSA Program
Children's Mental Health Services	Y	HHSA Program; Turning Point Community Programs
Pathways to Independence	Y	Telecare Corp
Prevention & Early Intervention (PEI) Plan		
Senior Peer Counseling	Y	Yolo Hospice
Latinx Outreach/Mental Health Promotores Program	Y	RISE, Inc; CommuniCare
Early Childhood Mental Health Access & Linkage Program	Y	First 5
K-12 School Partnerships	Y	CommuniCare; RISE, Inc., Victor Community Support Services
Youth Early Intervention FEP Program	Y	NA
College Partnerships	Y	CommuniCare
Early Signs Training and Assistance	Y	HHSA Program; CalMHSA
Cultural Competence	Y & N	HHSA Program; Contractor(s) TBD
Maternal Mental Health Access Hub	TBD	TBD
CSS; PEI; INN; WET		
Evaluation	Y	Community Advocacy Research and Evaluation Consulting Group (C.A.R.E.)
Innovation (INN) Plan		
Integrated Medicine into Behavioral Health	NA	NA
Crisis Now Learning Collaborative	Y	HHSA Program; MHSOAC
Workforce, Education, & Training (WET) Plan		
Mental Health Professional Development	N	HHSA Program
Peer Workforce Development Workgroup	N	HHSA Program
Central Regional WET Partnership	N	Regional Partnership MOU with CalMHSA
Mental Health Career Pathways	Y	Individual Provider

Appendix III

Community Feedback

Submitted by Antonia Tsobanoudis

The electronic file name implies it is an Evaluation of the Year 20-21, which I think it is, but the title on the document title page says 21-22. Either make it a Fall 2021 Evaluation of FY 20/21, or Evaluation of FY 20/21 by changing the report name. Is this some kind of County nomenclature I haven't noticed before?

I don't see any contractor's names in it -- it would help me, in Board meetings especially, to know who did what, for how much, and possibly *why* they needed more or less than the original contract.

Project descriptions, goals and data, synopsis of contract execution, should all be submitted by the contractors to almost plug and play. Maybe a simple one-page form can be filled out as part of their payment quarterly or yearly, so they track what you want to put in the MHSA reports? I know there are the LOCUS, RDA, and other evaluatory important field specific surveys and goals, but I just mean having an overarching view of a Contract/Project tracking would be nice. Like easily seeing k vs actual,

Page 10: could it please add three columns for Estimated 21-22, Contracted for 20-21, and Actual for 20-21 since that's the year we're evaluating? Maybe take out the "target numbers" served" to put in another table? (i think the columns can be added in portrait view, as is, if some program names wrap text and other columns like HHSA BRanch narrow/) This is a critical and first step to better integrating the separate financial report, which could still be an addendum, in the same report and referenced.

page 10 -- thank you for highlighting which programs are still in process.

Also, I see an importance in adding another table ,same format as on page 10, highlighting the Target Number SERVED 21/22, Actual Numbers Served 20/21, and proposed increase in 3-year budget (just actual change in this table). This clearly spells out one reason to increase budgets so that in hindsight, MHSA funds will be more protected in any future critical review that could happen. It happens.

Again, in overall format of program reviews (which are great by the way! easy on the eyes, good job!) adding more evaluation of previous year in the bubble table so that there is an additional row showing, Estimated/Contracted costs for 20/21, squeeze in an ACTUAL 20/21 Costs, then actual Numbers served 20/21, and Actual Cost/person served 20/21? Again, bring in more financials info into the actual Eval Report

p 11 -- the number of estimated children under 5 to be served is going down to 90 from 110. Are the costs for this program going up, sorry it's hard (time consuming) for me not to have a stand alone document and play sleuth? Why are the numbers served going down? especially in the aftermath of covid? I hear covid produced more babies!

p 12 -- how is this program addressing high schoolers? Is there any collaboration with the school districts (list in objectives)? How or why are the numbers served jumping from 15 up to estimated 75? Why ONLY 2 FT staff for a \$2.1 million project?--Ah, it's County staff, not contracted staff, listed right?

p 13 -- It is not clear that the previously contracted out FSP and the COunty's FSP are now under one contract, this change having happend in 20/21. Big change!

p 13 -- Is 200 estimated enough? That's estimating an increase of 52 adults... with PTG, potential increase in housing from ARP funds, should this increase estimated number increase and funding increase here more? I guess PTG, Paul's Place, are under other contract's? I'm not sure of that because actual contractors aren't mentioned in this report or any MHSA report -- i'd have to go digging in posted contracts.

p 13 -- I'd like to see last year's "bubble table numbers" here to compare and make it an easier read and evaluation, please.

p 13 -- in working my FSP case workers, new Telecare and old TPCP, supported housing in Yolo needs an increase! Where can the cost of many 6-bed or less (easier licensure) Board and Care go? Or another 15-bed PTG3? Where can semi-supported Room and Boards go?? Especially long-term Room and Board's for people with SUD!??? Then that homeless days will surely drop to less than half.

Submitted by Nick Birtcil

I'd still love more information about spending down that \$17m

To: Local Mental Health Board Members
Karen Larsen, Director, Yolo County Health and Human Services Agency

From: Nicki King, Chair, Local Mental Health Board
Jonathan Raven, Vice Chair, Local Mental Health Board

Date: October 18, 2021

RE: Opportunities to Improve 2021-22 Yolo County MHSA Evaluation Report

This memo proposes opportunities to improve the clarity and effectiveness of the Yolo County MHSA Evaluation Report. We recommend the Yolo County Health and Human Services Agency (HHS) implement the recommendations in the memo for the 2021-22 Yolo County MHSA Evaluation Report and release a second draft to the Local Mental Health Board to assist with the community's effort to evaluate new projects and advise the Agency on funding for existing programs. In an effort to streamline the comment process, we coordinated with NAMI Yolo County leadership to draft these recommendations. The NAMI Yolo County Board of Directors will consider support for these recommendations at their October 28th meeting and also submitted separate questions regarding the Evaluation Report to HHS.

Opportunities to Improve 2021-22 Yolo County MHSA Evaluation Report

The 2021-22 Yolo County MHSA Evaluation Report is an excellent tool to communicate the benefits of MHSA expenditures to the community and the Yolo County Board of Supervisors. While not required by the MHSA, it provides information essential to evaluate whether existing programs are benefiting people living with serious mental illness, including intervention and prevention. We agree with the Health and Human Services Agency characterization in the executive summary of the Evaluation Report that the performance evaluation process is incomplete.¹ Much more work is needed to determine whether the 22 programs allocated a total of \$18.9 million in 2020-21 (\$12.9 million was spent) accomplished their intended goals. We believe the report could turn into a model for other counties, as well as a roadmap to needed adjustments and changes in our own delivery of service if the County continues to improve data collection for each program and the recommendations suggested in this report are implemented.

Overview of Report Omissions

While the Evaluation Report provides some useful information to guide conversations about program efficacy, additional information is needed. Of the 22 programs described in the report,

¹. We wanted to recognize the honesty of HHS in introducing the report with the following sentence on page 6 of the Executive Summary, "HHS acknowledges the data is incomplete; ongoing progress is being made to strengthen the overall evaluation and reporting on MHSA programs impact...HHS acknowledges these evaluation efforts are a work in progress represent one step in a multiphase approach to continuous evaluation of the county MHSA programs focused on accountability and quality improvement.."

none of the programs list the performance measures for the three Results-Based Accountability questions:

- 1) How much of our original goals did we accomplish? ~~did we do?~~
- 2) How well did we do it?
- 3) Is anyone better off? If so, who, and are there any equity implications for this assessment of outcomes?

We recognize HHSA is in the process of updating its contracting processes to ensure all contractors and internal divisions provide this information but wanted to document the need to provide the information in case this information is available to include in the report. See Attachment A for NAMI Yolo County's example of the type of information listed for these questions in a contract and which is available to include in the report. In addition, no baseline information is provided about the services the County or contractor expected to provide to compare to the services the County or contractor actually provided. For 15 of the 22 programs (68%) no or limited data is provided in the Evaluation Report, as shown below. We recognize that many of these programs are delayed by COVID-19, but the Evaluation Report does not provide information as to why no data is provided for these programs.

Limited Data

- Children's Mental Health Services
- Pathways to Independence
- Adult Wellness Services
- Older Adult Outreach and Assessment Program

No Data

- Tele-Mental Health Services
- Cultural Competence
- Youth Early Intervention First Episode Psychosis Program
- Maternal Mental Health Access Hub
- K-12 School Partnerships Program
- College Partnerships
- Crisis Now Learning Collaborative
- Mental Health Career Pathways
- Mental Health Professional Development
- Central Regional WET Partnership
- Peer Workforce Development Workgroup
- Race and Ethnicity data (should be collected where possible, and explanations of why such data could not be collected for each program should be provided)

In some cases, no data is reported but the MHSA Finance Update shows expenses in the 2020-21 fiscal year. Tele-Mental Health Services (non-FSP) spent \$265,640 in 2020-21, for example. For the programs that do have data, the Health and Human Services Agency does not appear to present information about services that were not provided but are listed in the contract as a

deliverable. NAMI Yolo County, for example, did not provide any peer-to-peer education classes in 2020-21, but that information is not included in the evaluation report of peer-and family-led services on page 20. For some important programs, such as the \$800,000/year in funding provided to support services at Pine Tree Gardens East and West, two adult residential facilities for 28 adults living with a serious mental illness, there is no mention of the program in the Evaluation Report.

Opportunities for Improvements

The Health and Human Services Agency could implement the following improvements to create a model evaluation report for use by the community, HHS staff, the Local Mental Health Board, and the Board of Supervisors.

- 1. Describe whether HHS staff members, a contractor, or both are providing the services and identify how many staff in each category and the approximate number of total hours.** The description of the program in the report does not describe whether the Health and Human Services Agency delivered the program, a contractor delivered the program, or both. In the case of Peer and Family-Led Support Services on page 20, for example, NAMI Yolo County provides 100% of the services for this program and all data represents NAMI Yolo County's work.
- 2. Provide the name of the contractor (if applicable), the amount of the contract, the amount spent, and the cost/individual served.** HHS provided this information in a separate document entitled MHS Finance Update, which requires the reader to flip back and forth between the Evaluation Report and the Finance Update. HHS should include this information in the Evaluation Report to make it easy for stakeholders to understand the status of expenditures under the program. NAMI Yolo County, for example, signed a contract for \$100,000 last year to provide Peer and Family-Led Support Services last year, but spent less than \$70,000 of the contract. The potential cost/individual served is provided as an estimate for 2021-22, but no information from 2020-21 is provided in the report although the Health and Human Services Agency has this data.
- 3. Provide an overview of the program in the evaluation report, including the program's connection to eligible MHS activities, and deliverables for the fiscal year.** For each program, HHS should provide information about the program to complement the goals and objectives, as well as provide information tying the program to eligible MHS activities. Without this information, it's impossible to measure the program's performance against HHS's expectation for the program in that fiscal year. We also need to know how many of those performance goals were even partially met during FY21? We think there are things we could be learning about the appropriateness of our objectives and how long it will take to reach them.
- 4. NAMI Yolo County suggested including deliverables in their 2021-22 HHS contract and is willing to provide such information as an example. Each program should develop deliverables at the start of the fiscal year and report on progress as part of the Results-Based Accountability process at the end of the fiscal year.**
- 5. Provide the Results-Based Accountability measures included in the contract and or/developed for staff at the Health and Human Services Agency in the evaluation**

report, as well as the relevant associated data. For NAMI Yolo County, for example, this information is provided in Attachment A and would provide an overview of what NAMI Yolo County did and did not accomplish during the fiscal year.

6. **Add explanations for programs with no or limited data.** For each of the programs for which there is limited or no data, the Evaluation Report could explain why and efforts underway to move the programs forward and expend money allocated to that program in the three-year plan. The County may also recommend reallocating some of these funds to another program or a new program.
7. **Include information about important expenditures that are part of a larger program.** The Evaluation Report should describe major expenditures like the operation of Pine Tree Garden East and West and collect data to measure performance consistent with the contracts. The contract between North Valley Behavioral Health (the operator of the Pine Tree Gardens homes) and Yolo County contains RBAs, for example

ATTACHMENT A: NAMI YOLO COUNTY EXAMPLE
(Shared by Petrea Marchand, President of Nami-Yolo)

NAMI Yolo County contracted with the Health and Human Services Agency for \$100,000 to provide peer- and family-led support services. NAMI Yolo County's 2020-21 contract has the following Results-Based Accountability performance measures:

PM1: How much did we do?

Staff – NAMI volunteers and peer and family led workers

Customers - # of Peer-to-Peer educational classes offered, # of Family classes offered, # of participants who received NAMI support

PM2: How well did we do it?

2.1. # of attendees for Peer to Peer educational classes

2.2. # of attendees for Family educational classes

2.3. # of attendees for In Our Own Voice presentations

2.4. # of participants served by NAMI supports

PM3: Is anyone better off?

Stigma Reduction

3.1 % of participants of Peer-to-Peer education classes that report an increase in the management of stress symptoms

3.2. % of participants of Family Educational classes that reported an increased understanding of mental health symptoms

3.3 % of community members reporting an increase in understanding mental health symptoms and how to recognize after participating in an In Our Own Voice presentation

Increased Knowledge of Mental Health Symptoms

3.4 % of participants of Peer-to-Peer education classes reporting an increase in the ability to recognize the signs and symptoms of mental illness

3.5 % of participants of Family education classes reporting an increase in knowledge of mental health symptoms

3.6 % of community members reporting an increase in knowledge of mental health symptoms after participating in an In Our Own Voice presentation

Increase Access to Mental Health Services

3.7 % of participants of Peer to Peer educational classes reporting an increased ability to access community resources/services

3.8 % of participants receiving NAMI supports who report an increased ability to access community resources/services

Increase Support for Family Members

3.9 % of participants of Family education classes reporting increased support



Date: October 20, 2021

To: Local Mental Health Board Members
Karen Larsen, Director, Yolo County Health and Human Services Agency

From: Petrea Marchand, President, NAMI Yolo County
Anya McCann, Vice President, NAMI Yolo County
Stacie Frerichs, Treasurer, NAMI Yolo County

RE: Proposed Process to Consider New Projects for Mental Health Services Act
Funding

This memo proposes a process for the community to recommend new projects for Mental Health Services Act (MHSA) funding for inclusion in the 2022-23 Annual Expenditure Plan, due to the Yolo County Board of Supervisors in June 2022. The NAMI Yolo County Board of Directors will consider support for this process at their October 28th meeting.

Proposed Process to Consider New Projects

We recommend the Yolo County Health and Human Services Agency (HHSA) adopt the following process for soliciting new projects for allocation of available MHSA funding, which we understand could total as much as \$20 million over the next two fiscal years (2021-22 and 2022-23). We understand the current process involves providing proposed projects at the October 21, 2021 Community Engagement Working Group, which does not provide stakeholders enough time to develop robust projects for consideration.

1. **Utilize a project description and budget template.** NAMI Yolo County proposes the attached sample project description and budget template for consideration (Attachment B and C). The project description should provide information about responsible party, site control, costs, and other information necessary to determine whether a proposal is viable.

2. **Assist stakeholders with securing the data necessary to complete the project description and budget template.** Some proposals will require data from the HHSA to complete. We suggest working with project proponents to provide that data and further develop the project.

3. **Provide stakeholders with sufficient time to develop proposals.** At the September Community Engagement Workgroup, HHSA staff suggested stakeholders should provide project proposals within one month. Stakeholders need more time to secure the data and conduct the research needed for develop proposals. We suggest the following timeline, but are obviously open to other alternatives that provide stakeholders with sufficient time to develop projects:
 - **November 15, 2021:** Deadline for draft proposals
 - **December 15, 2021:** Deadline for HHSA to work with stakeholders to provide data needed for project proposals (schedule meetings between 11/15 and 12/15)
 - **January 15, 2022:** Final proposals due to HHSA
 - **January 2022:** HHSA provides all proposals submitted to Community Engagement Workgroup and Local Mental Health Board and requests comments
 - **February 2022:** HHSA proposes criteria for ranking projects and allocating funding and seeks feedback on these criteria from Community Engagement Workgroup and Local Mental Health Board.
 - **March 2022:** HHSA provides draft recommendations for priority projects recommended for funding to Community Engagement Workgroup and Local Mental Health Board
 - **May-June 2022:** HHSA prepares annual report and presents recommendations to Board of Supervisors for allocation of funds to MHSA programs for 2022-23



**NAMI Yolo County Executive Committee Questions on
Yolo County MHSA Evaluation Report
October 20, 2021**

1. Why doesn't the Evaluation Report include the Results-Based Accountability metrics from each contract and for each Health and Human Services Agency program?
2. Why doesn't the Evaluation Report include information about the work or contract deliverables, as well as information about work contractors or the County did not accomplish in a given year (e.g. because of COVID-19 or other reasons)? This information helps with program evaluation.
3. On page 18 for Community-Based Drop-In Navigation Center, why were only 30% of clients successfully linked with psychiatry? Why only 70% to specialty mental health? What can be done to improve these percentages?
4. On the Community-Based Drop-In Navigation Center summary (p. 19), the accomplishments mention helping people experiencing homelessness to move to more permanent housing and access services but does not mention that these people are living with a mental illness per the MHSA requirements. Was this program focused on helping adults living with serious mental illness?
5. On page 28 for the Early Childhood Mental Health Access and Linkage Program, is it possible to provide improved descriptions of the work this program is doing related to prevention, defined as "reduce risk of developing a potential Serious Mental Illness and build protective factors (p. 22)" and "treatment and interventions, including relapse prevention, to address and promise recovery and related functional outcomes for a mental illness early its emergence...(p. 22)"¹? The accomplishments section does not clearly link the purpose of the funding with the program work.
6. On page 30, what is PM BT and why did only 25% of the clients graduate?
7. On page 34 for the Rural School-Based Access and Linkage Program, why doesn't the report state the cost per person served like other programs? It appears from the HHSAs expenditure report that this program cost \$135,400 and served 132 people for a cost of \$1,025/person.
8. On page 35 for the Rural School-Based Access and Linkage Program, one of the challenges is insufficient broadband internet access. Has HHSAs considered requesting American Rescue Plan funding to address this issue, since broadband access in disadvantaged communities in an eligible expense of these funds?
9. On page 36 for the Urban School-Based Access and Linkage Program, why doesn't the report state the cost per person served like other programs? This program cost \$247,128 and served 31 people in 2020-21 for a total of \$7,971/person served. How

¹ On page 29, one of the program challenges is "Mental health has become a bigger need. Families with private insurance have a harder time navigating the system because Help Me Grow doesn't have a toll free number that we can give them like with Medi-Cal recipients, Mental health services for the whole family has become a big need." If the focus of this program is early intervention to address mental health issues, why is this listed as a challenge?

many people does the program expect to serve in 2021-22 and how is the program planning to improve their performance?

10. Same question as Question 9 for Rural School-Based Strengths and Mentoring Program and Urban School-Based Strengths and Mentoring Program.
11. On page 41 for the Latinx Outreach/Mental Health Promotores Program, why does it provide the estimated cost/person served for 2021-22 and not for 2020-21? The program served 84 clients in 2020-21 at a cost of \$263,458 or \$3,136/person served. The program is slated to receive \$438,512 in 2021-22. What is the justification for this increase in funding?
12. For the Tele-Mental Health non-FSP program, which reported no data for 2020-21, why is the amount budgeted increasing from \$73,390 to \$1.38 million? What did the program accomplish for the \$265,000 spent in 2020-21?

MHSA Evaluation Report Questions/Feedback/Suggestions

Jonathan Raven

LMHB Vice-Chair

October 11, 2021

1. One critical piece of information is the \$20 million fund balance. As most people will not read the full report (e.g., most BOS members), it would be helpful to include this in the Executive Summary. You can separate into the 3 categories. Include how much is already encumbered (i.e., unspent) as well as new money (increase in tax revenue). Also include a sentence or two about the process to apply for the available funding.
2. Please include in each program report who the contractor is.
3. Have you given direction to each program about how to report the Outcome Measures using RBA? In reports from HHS, Probation, the Sheriff, outcome measures are specifically separated into the 3 RBA questions with responses for each of them. It would be helpful to have this consistency in all program reports.
4. Most of the reports have an "Estimated Number to be served in FY 21/22" and a total served in FY 20/21. It would be helpful to see the estimated number of clients served for FY 20/21 to see if they met their goal (of course this year, COVID will have an impact on that).
5. Why is there no RBA analyses for Tele Mental Health Services (p. 15)? The data provided does not answer the latter 2 RBA questions.
6. Computer-Based Drop in Nav (p. 18) does a great job of listing accomplishments.
7. Peer and family led support (p. 20) does an outstanding job of providing information.
8. Why is there no data for Cultural Competence (p. 24)?
9. Early Childhood (p. 25) program provided an outstanding report.
10. Same with Maternal Mental Health (p. 30).
11. Why is there such limited information on Youth Early Intervention (p. 32)?
12. What is "In Process" mean for Maternal Mental Health (p. 33)?
13. K-12 School Partnership report is great (p. 34)!
14. What is the status of College Partnerships (p. 40)?
15. Latinx Outreach is great (p. 41)!
16. Senior Peer is great (p. 44)!
17. Are we unable to get any results or Innovation Data (I realize it's data)?
18. Under Yolo MHC, it would be great to see the allocation of MHSA \$ to this program. Most of the program is not covered by MHSA \$.
19. Yolo Assertive Community Treatment is actually formatted by RBA with the questions and responses. Can all program be formatted that way?

Local Mental Health Board

Responses to Feedback

[1] Submitted by Antonia Tsobanoudis

The electronic file name implies it is an Evaluation of the Year 20-21, which I think it is, but the title on the document title page says 21-22. Either make it a Fall 2021 Evaluation of FY 20/21, or Evaluation of FY 20/21 by changing the report name. Is this some kind of County nomenclature I haven't noticed before?

I don't see any contractor's names in it -- it would help me, in Board meetings especially, to know who did what, for how much, and possibly why they needed more or less than the original contract.

Project descriptions, goals and data, synopsis of contract execution, should all be submitted by the contractors to almost plug and play. Maybe a simple one-page form can be filled out as part of their payment quarterly or yearly, so they track what you want to put in the MHSA reports? I know there are the LOCUS, RDA, and other evaluatory important field specific surveys and goals, but I just mean having an overarching view of a Contract/Project tracking would be nice. Like easily seeing k vs actual,

Page 10: could it please add three columns for Estimated 21-22, Contracted for 20-21, and Actual for 20-21 since that's the year we're evaluating? Maybe take out the "target numbers served" to put in another table? (i think the columns can be added in portrait view, as is, if some program names wrap text and other columns like HSA BBranch narrow/) This is a critical and first step to better integrating the separate financial report, which could still be an addendum, in the same report and referenced.

page 10 -- thank you for highlighting which programs are still in process.

Also, I see an importance in adding another table, same format as on page 10, highlighting the Target Number SERVED 21/22, Actual Numbers Served 20/21, and proposed increase in 3-year budget (just actual change in this table). This clearly spells out one reason to increase budgets so that in hindsight, MHSA funds will be more protected in any future critical review that could happen. It happens.

Again, in overall format of program reviews (which are great by the way! easy on the eyes, good job!) adding more evaluation of previous year in the bubble table so that there is an additional row showing, Estimated/Contracted costs for 20/21, squeeze in an ACTUAL 20/21 Costs, then actual Numbers served 20/21, and Actual Cost/person served 20/21? Again, bring in more financials info into the actual Eval Report

Response: Thank you for your feedback and recommendations. HHSA will take each of these recommendations into consideration for next year fiscal year's Annual Update and Evaluation report. Some of the additional data requested is already included in the regular Annual Update to which the evaluation report is attached. For example, every program within the Annual Update HHSA included whether they are administered by the County, a Contractor or both. The intent moving forward will be to name the contracted entity(ies) to increase transparency.

p 11 -- the number of estimated children under 5 to be served is going down to 90 from 110.

Are

the costs for this program going up, sorry it's hard (time consuming) for me not to have a stand alone document and play sleuth? Why are the numbers served going down? especially in the aftermath of covid? I hear covid produced more babies!

Response: The "Estimated Number to Be Served in FY21-22" is an estimate by program staff of how many clients that program is likely to serve in the fiscal year considering funding, staffing, previous years clients, etc. This estimate does not limit the number of clients that the program may serve, as is the case here, where the program exceeded that estimate in the previous fiscal year when it served 110 clients.

p 12 -- how is this program addressing high schoolers? Is there any collaboration with the school-

districts (list in objectives)? How or why are the numbers served jumping from 15 up to estimated 75? Why ONLY 2 FT staff for a \$2.1 million project?--Ah, it's County staff, not contracted staff, listed right?

Response: This is a good example of an MHSA program that needs additional evaluation data review and refinement in the coming months and highlights some of the complexities of MHSA programs as they are categorized by the state. For example, Pathways to Independence Program (PIP) serves transitional age youth (TAY) with FSP services, but also provides non-FSP services as well. The county also utilizes more than one contractor to provide this service and these contractors provide additional services outside of TAY FSP. The section referenced here is an attempt to pull-out specific TAY FSP data; however, the funding amount listed is for all PIP services, including non-FSP services. How to better capture and report data for this program is a priority for the evaluation team in the coming months.

p 13 -- It is not clear that the previously contracted out FSP and the COunty's FSP are now under one contract, this change having happend in 20/21. Big change!

p 13 -- Is 200 estimated enough? That's estimating an increase of 52 adults... with PTG, potential increase in housing from ARP funds, should this increase estimated number increase and funding increase here more? I guess PTG, Paul's Place, are under other contract's? I'm not sure of that because actual contractors aren't mentioned in this report or any MHSA report -- i'd have to go digging in posted contracts.

Response: We believe that the 200 contracted-out slots are enough based on historical/current client need; 50 are for TAY, 100 are for adult, and 50 are for older adults. This does not include the 15 FSP slots for MH Court clients. These slots do include any PTG clients who need FSP level services and any LPS conserved clients placed in the community. We have the flexibility to increase our 200 slots should we find the need arises.

p 13 -- I'd like to see last year's "bubble table numbers" here to compare and make it an easier read and evaluation, please.

p 13 -- in working my FSP case workers, new Telecare and old TPCP, supported housing in Yolo needs an increase! Where can the cost of many 6-bed or less (easier licensure) Board and Care go? Or another 15-bed PTG3? Where can semi-supported Room and Boards go?? Especially long-term Room and Board's for people with SUD!??? Then that homeless days will surely drop to less than half.

[2] Submitted by Nick Birtcil

I'd still love more information about spending down that \$17m

Response: MHPA held a Community Engagement Work Group meeting on Oct 21, 2021 to garner additional community feedback on funding prioritization based on the MHPA 3 Year Community Planning Process. This information will be conveyed to the Yolo County Local Mental Health Board (LMHB) on October 25, 2021 for feedback. Upon review of community and LMHB feedback, HHPA will draft a proposed spending plan for the MHPA surplus dollars.

Additionally, HHPA behavioral health leadership have identified ongoing gaps in our existing programming where additional investments could improve access to care and outcomes. These priorities align with the existing MHPA 3-year plan and are as follows:

- K12
- Children's FSP
- Juvenile Justice Services
- Crisis Now and Evaluation
- Suicide Prevention
- Public Media Campaign
- Behavioral Health Supports for High Risk (Forensics, Public Guardian, Housing)
- Board & Care Operations Support
- Board & Care Treatment Services
- Expanding existing contracts (CREO, Senior Peer Counseling etc)
- Infrastructure supports (fiscal, IT, Analysts, etc)
- Increased Peer Workforce

[3] Local Mental Health Board

REPONSE: Thank you for your feedback and recommendations. HHSA will take each of these into consideration as we assess each of the MHSA programs, descriptive content, outcome measurements, as well as financials, and structure reporting. The evaluation program process, in conjunction with HHSA, will work to improve data reporting and streamline comparable data sets for analysis. In addition, the intent moving forward will be to name the contracted entity to increase transparency.

Regarding program evaluation and data, HHSA acknowledges COVID response activities delayed the Evaluation Program process as Yolo County Health and Human Services Agency (HHSA) holds an essential and central role in addressing the COVID-19 pandemic, which has included the reassignment of significant numbers of staff members to critical COVID emergency response activities.

Despite the challenges of COVID-19 and unexpected changes, Yolo County HHSA has been able to accomplish a great deal regarding implementation and has established significant infrastructure in the past year, acknowledging that we can do better with evaluating MHSA program outcomes. The Yolo HHSA staff have risen to the challenge of the day and shown incredible commitment and work effort in the face of this crisis.

A preliminary first action was to provide an analysis of RBA data, as well as demographic information for the Prevention and Early Intervention Programs (FY 2019–2020) from the prior Yolo MHSA Three-Year Plan which was analyzed and included in the Annual Update. HHSA acknowledges the data was incomplete, however, efforts were made for an initial evaluation of MHSA programs that continued forward into the 2020–2021 fiscal year. Subsequently, an updated MHSA Evaluation Report FY 20-21 was provided to the LMHB to continue to provide evaluation and assessment data as the evaluation process continues.

Evaluation work to assess the overall impact, success, and challenges of the MHSA funding within Yolo County will continue as well as assessment, planning and implementation of a stronger and more effective system moving forward. HHSA acknowledges these evaluation efforts are a work in progress and represent one step in a multiphase approach to continuous evaluation of the county MHSA programs focused on accountability and quality improvement, guided by MHSA values and principles, the county strategic plan, HHSA's mission, and the Results-Based Accountability framework.

The timeline below reiterates the evaluation planning process and we look forward to providing additional updates and context at the October LMHB meeting.

[4] NAMI Questions:

1. Why doesn't the Evaluation Report include the Results-Based Accountability metrics from each contract and for each Health and Human Services Agency program?

Response: For this first iteration of the evaluation report, we attempted to report out on all the MHSA funded programs with existing RBA data. The choice to present it in its current format was a stylistic choice meant to make the report accessible to a broader audience who may not be familiar with the RBA framework. Based on this feedback, we will revisit the pros and cons of how the data was presented and determine the best way forward for future reports.

2. Why doesn't the Evaluation Report include information about the work or contract deliverables, as well as information about work contractors or the County did not accomplish in a given year (e.g. because of COVID-19 or other reasons)? This information helps with program evaluation.

Response: Program updates were included as part of the Annual Update FY 21-22 which provided context for activities, challenges, delays, and successes.

WWW.YOLOCOUNTY.ORG/MHSA

3. On page 18 for Community-Based Drop-In Navigation Center, why were only 30% of clients successfully linked with psychiatry? Why only 70% to specialty mental health? What can be done to improve these percentages?

Response: The goal of navigation services is to link clients with the appropriate level of care. Our goal is not to enroll 100% of clients into specialty mental health. Many clients are more appropriate for mild to moderate mental health services or need linkage to substance use disorder treatment, housing supports or other resources. Clinical staff at the Navigation Center are an access/screening point for MH and SUD services needs for anyone in the community. Staff there use existing County MH and SUD Access screening tools to navigate clients to the most appropriate provider based on the indicated level of care needed. This 70% data point shows that of all those persons who presented at the Navigation center for MH services, 70% were screened as needing County SMHS. The remaining 30% were linked to community MH providers for mild-to-moderate MH services. Regarding the 30% linkage to psychiatry data point, after screened persons are linked to the County for SMHS, they undergo a full clinical evaluation. In some instances, the result of the clinical evaluation is that the client does not in fact need/qualify for ongoing SMHS (and thus they are referred to community MH provider). This means they are never served by a psychiatric provider. In other instances, while the client is accepted for County SMHS, they either refuse psychiatric services (which we respect their decision), they fail to show for any

scheduled psychiatric service appointments, or they never follow up with the County for any ongoing SMHS services (despite our best efforts to engage them) post-assessment.

4. On the Community-Based Drop-In Navigation Center summary (p. 19), the accomplishments mention helping people experiencing homelessness to move to more permanent housing and access services but does not mention that these people are living with a mental illness per the MHSA requirements. Was this program focused on helping adults living with serious mental illness?

Response: Yes, Navigation staff also provide ongoing services to community members living with SMI (unlike their separate duty of screening anyone in community for ongoing SMHS and/or SID services).

5. On page 28 for the Early Childhood Mental Health Access and Linkage Program, is it possible to provide improved descriptions of the work this program is doing related to prevention, defined as “reduce risk of developing a potential Serious Mental Illness and build protective factors (p. 22)” and “treatment and interventions, including relapse prevention, to address and promise recovery and related functional outcomes for a mental illness early its emergence...(p. 22)”¹? The accomplishments section does not clearly link the purpose of the funding with the program work.

Response: The description for the Early Childhood Mental Health Access and Linkage Program starts on page 25. The information on Page 22 describes “Prevention and Early Intervention” programs and identifies which programs are assigned to “prevention,” “early intervention,” “improved access,” etc. The first quoted text from this question is for the “prevention” definition and the second is for the “early intervention” definition, but the ECMHA program is not listed for either. The ECMHA program is listed on page 23 under “access and linkage to treatment,” (“Activities to connect children, adults, and seniors with severe mental illness as early in the onset of these conditions as practicable to medically necessary care and treatment”), and although the program accomplishments on page 28 don’t correspond with that specific purpose, there is ample evidence on pages 25-27 that speak to the results of the program connecting children to services.

6. On page 30, what is PM BT and why did only 25% of the clients graduate?

Response: We have contacted the contractor to solicit additional information regarding this question. Staff will report back at a future date.

7. On page 34 for the Rural School-Based Access and Linkage Program, why doesn't the report state the cost per person served like other programs? It appears from the HHS expenditure report that this program cost \$135,400 and served 132 people for a cost of \$1,025/person.

Response: This program technically ended with the prior MHSA plan. Because there were significant, unavoidable delays with getting the new and expanded approach to school based mental health, outlined in the new MHSA plan (K-12 School Partnerships), the Rural and Urban Access and Linkage and Strengths Based Mentoring programs were extended to ensure there was no gap in services while we are getting the K-12 School Partnerships projects implemented. This program is being replaced with the K-12 School Partnerships projects in November as described above.

8. On page 35 for the Rural School-Based Access and Linkage Program, one of the challenges is insufficient broadband internet access. Has HHS considered requesting American Rescue Plan funding to address this issue, since broadband access in disadvantaged communities is an eligible expense of these funds?

Response: There is significant discussion at a county-level regarding broadband access as well as a pending ARP request regarding broadband needs in rural areas of the county.

9. On page 36 for the Urban School-Based Access and Linkage Program, why doesn't the report state the cost per person served like other programs? This program cost \$247,128 and served 31 people in 2020-21 for a total of \$7,971/person served. How many people does the program expect to serve in 2021-22 and how is the program planning to improve their performance?

Response: This program technically ended with the prior MHSA plan. Because there were significant, unavoidable delays with getting the new and expanded approach to school based mental health, outlined in the new MHSA plan (K-12 School Partnerships), the Rural and Urban Access and Linkage and Strengths Based Mentoring programs were extended to ensure there was no gap in services while we are getting the K-12 School Partnerships projects implemented. For additional context, this program is dependent on referrals from the partnered school systems that were, for one reason or another, not choosing to use this resource. This program is being replaced with the K-12 School Partnerships projects in November as described above.

Footnote Question: 1 On page 29, one of the program challenges is "Mental health has become a bigger need. Families with private insurance have a harder time navigating the system because Help Me Grow doesn't have a toll free number that we can give them like with Medi-Cal recipients, Mental health services for the whole family has become a big need." If the focus of this program is early intervention to address mental health issues, why is this listed as a challenge?

Response: This is again regarding the Early Childhood Mental Health Access and Linkage Program. The focus of the program is access and linkage, not early intervention. The challenge is that families with private insurance have a very difficult time navigating their networks for care and do not receive adequate support in the same manner that Medi-Cal clients do.

10. Same question as Question 9 for Rural School-Based Strengths and Mentoring Program and Urban School-Based Strengths and Mentoring Program.

Response: Same as above re: this program being continued while the K-12 School Partnerships Projects are getting up and running. For additional context, we do not have the expenditure report data, but would note that these programs had 2,758 and 12,418 client contacts, but only reported serving 150 and 28 clients, respectively. We can't make sense of that discrepancy and would need more time to explore this, if needed. Again, this program is being replaced with the K-12 School Partnerships projects in November as described above.

11. On page 41 for the Latinx Outreach/Mental Health Promotores Program, why does it provide the estimated cost/person served for 2021-22 and not for 2020-21? The program served 84 clients in 2020-21 at a cost of \$263,458 or \$3,136/person served. The program is slated to receive \$438,512 in 2021-22. What is the justification for this increase in funding?

Response: Increased funding for FY21-22 of this contract is slated to support the addition of needed personnel within this CommuniCare program, as the vendor demonstrated staffing levels in FY20-21 lead to service access delays and an unnecessary waitlist for clients.

12. For the Tele-Mental Health non-FSP program, which reported no data for 2020-21, why is the amount budgeted increasing from \$73,390 to \$1.38 million? What did the program accomplish for the \$265,000 spent in 2020-21?

Response: In FY20-21 this program allowed us to serve more clients effectively through telehealth means during the ongoing pandemic (as in person appointments were not provided). The budget has gone up as the County is investing in more staff and equipment to offer clients ongoing telehealth services in specific instances as many clients have expressed a desire to continue to receive services in this way even once in-person services at clinics resume. These interventions reduce appointment no-show rates, address some client transportation barriers, and allow us to retain qualified clinicians and prescribers.

[5] MHSA Evaluation Report Questions/Feedback/Suggestions

Jonathan Raven

LMHB Vice-Chair

October 11, 2021

1. One critical piece of information is the \$20 million fund balance. As most people will not read the full report (e.g., most BOS members), it would be helpful to include this in the Executive Summary. You can separate into the 3 categories. Include how much is already encumbered (i.e., unspent) as well as new money (increase in tax revenue). Also include a sentence or two about the process to apply for the available funding.

2. Please include in each program report who the contractor is.

Response: For every program within the Annual Update, HHSAs included whether they are administered by the County, a Contractor, or both. The intent moving forward will be to name the contracted entity to increase transparency.

3. Have you given direction to each program about how to report the Outcome Measures using RBA? In reports from HHSAs, Probation, the Sheriff, outcome measures are specifically separated into the 3 RBA questions with responses for each of them. It would be helpful to have this consistency in all program reports.

Response: HHSAs staff inform and educate contractors on the RBA process, when applicable, to provide technical assistance. The evaluation program process, in conjunction with HHSAs, will work to improve data reporting and streamline comparable data sets for analysis. Our intent is to make the report as accessible as possible to the public, regardless of whether they are familiar with the RBA framework or not. We will continue to revisit our data presentation format to see how we can improve our reporting of this data.

4. Most of the reports have an "Estimated Number to be served in FY 21/22" and a total served in FY 20/21. It would be helpful to see the estimated number of clients served for FY 20/21 to see if they met their goal (of course this year, COVID will have an impact on that).

5. Why is there no RBA analyses for Tele Mental Health Services (p. 15)? The data provided does not answer the latter 2 RBA questions.

Response: This is an internally delivered HHSAs program and an RBA has not yet been developed.

6. Computer-Based Drop in Nav (p. 18) does a great job of listing accomplishments.

7. Peer and family led support (p. 20) does an outstanding job of providing information.

8. Why is there no data for Cultural Competence (p. 24)?

Response: The Cultural Competence Program is undergoing a planning phase in conjunction with the Cultural Competence Plan, which is aligned with CLAS standards. This program is in development as a dedicated Cultural Competence Coordinator was recently established. Data metrics will be established as part of the evaluation program process.

9. Early Childhood (p. 25) program provided an outstanding report.

10. Same with Maternal Mental Health (p. 30).

11. Why is there such limited information on Youth Early Intervention (p. 32)?

Response: Additional program data is being collected regarding this program and will be included in the revised version of the evaluations report that will be provided to the LMHB at their next meeting in December.

12. What is “In Process” mean for Maternal Mental Health (p. 33)?

Response: This program was delayed due to the departure of the Director of Public Health Nursing and the resulting ongoing position vacancy and limited nursing staff resources. These staff members were redirected to support county emergency response efforts to the COVID-19 pandemic and continue to be assigned to these duties. It remains in process pending staff.

13. K-12 School Partnership report is great (p. 34)!

14. What is the status of College Partnerships (p. 40)?

Response: The program is operational and we are awaiting the first quarterly report which is expected at the end of the month.

15. Latinx Outreach is great (p. 41)!

16. Senior Peer is great (p. 44)!

17. Are we unable to get any results or Innovation Data (I realize it's data)?

Response: There is no Innovation Data to share. Last year's Innovation was solely participation in the Crisis Now Learning Collaborative.

18. Under Yolo MHC, it would be great to see the allocation of MHSA \$ to this program. Most of the program is not covered by MHSA \$.

Response: Noted. We do allocate MHSA funding for 15 FSP slots to this program. HHSA MHC staff are MHSA funded.

19. Yolo Assertive Community Treatment is actually formatted by RBA with the questions and responses. Can all program be formatted that way?

Response: We are undertaking systems improvements to report out utilizing the RBA format.

Item. 6 a.

NAMI Celebrate Hope and Resilience Event

Join us for a community gathering
to recognize luminaries who
shine a light on mental health,
hope and recovery.



Celebrate
**Hope &
Resilience**

with NAMI Yolo County

GATHERING | HONOREES | GOOD COMPANY

Sunday, March 27, 2022

2:00 - 4:00 pm (rain or shine)

Central Park Pavilion, Davis, CA

Masks and vaccines required



The Pat Williams Mental Health Dinner is now:



Celebrate Hope & Resilience with NAMI Yolo County

GATHERING | HONOREES | GOOD COMPANY

Building Community Since 1979

Sunday | March 27, 2022

Time: 2:00 to 4:00 PM (rain or shine) | Location: Central Park Pavilion, Davis, CA

43rd Annual: Celebrate Hope & Resilience Event

Join us for a community gathering to recognize luminaries who shine a light on mental health, hope and recovery.

This annual award honors **NAMI Yolo County's founder Pat Williams** and recognizes outstanding **community leaders** who advance our mission for a future in which everyone who experiences a mental health condition has access to the support and resources we need to live well.

Pat Williams Mental Health Luminary Honorees

Local Mental Health Board Chairs

Founded in 1960, the Local Mental Health Board is dedicated to providing guidance to the Yolo County Board of Supervisors and the Yolo County Health and Human Services Agency on issues regarding mental health, substance use disorders, and public guardianship.

Add Your Tribute to Our Program:

- Congratulate the Honorees!
- Create Shout Outs to the Community and Those You Love!
- Give Encouragement for Those on the Road to Recovery!!

See the following page to order sponsorship, tickets, & tributes

friends@namiyolo.org | 530.756.8181 | www.namiyolo.org



Nicki King, PhD



James Glica-Hernandez



Bob Schelen



Marilyn Moyle



Carolyn Reiff

Ticket Order Form

Masks and proof of vaccine required.

EARLY BIRD

Ticket price reduced to \$45 if purchased before March 14!



Please select ticket types:

INDIVIDUAL TICKETS			
Select	Individual Ticket Type	Enter Quantity	Total Amount
	Early Bird Ticket (paid before March 14th): \$45	#	\$
	Ticket: \$50	#	\$
	Open Door/Low-Income Tickets at \$5	#	\$
	Sponsor event tickets for low-income community members at \$25	#	\$

Ticket Subtotal: \$ _____

EVENT SPONSORSHIP			
Select	Levels	Benefits	Amount
<i>Commit by March 19 to secure logo in printed materials!</i>			
	Major Sponsor	Includes 10 tickets to event, logo on cover of program, individual thank you on social media and website, logo on website for one year, plus optional 100 word tribute	\$5,000
	Advocacy Partners	Includes 6 tickets to event, logo on inside cover of program, individual thank you on social media and website, logo on website for one year, plus optional 75 word tribute	\$2,500
	Outreach Promoters	4 Event Tickets, logo on program, group thank you on social media and website list, plus optional 75 word tribute	\$1,000
	Education Promisers	2 Event Tickets, logo on program and website, plus optional 50 word tribute	\$500
	Stigma Busters	2 Event Tickets, listing on program and website, plus optional 25 word tribute	\$250
	Community Gift	1 Event Ticket, listing on program, plus optional 10 word tribute	\$100

Sponsorship Subtotal: \$ _____

Select	I would like to become a member today!		
	Individual	\$40	\$
	Household	\$60	\$
	Pay it Forward (gift membership of any amount)		\$

Tributes by the Word:	Enter Word Quantity	Total Amount
\$1 per word (messages to honorees, community, or those you love)	#	\$

Total amount due: \$ _____

Sponsorships and tickets may be purchased here: namiyolo.org/celebrate2022 or complete and mail this form with payment to: NAMI Yolo County, PO Box 447, Davis, CA 95617

- I agree that I and my guests will abide by the COVID health protocols for this event:
- * All attendees should be fully vaccinated or have received a negative COVID test within 48 hours prior to the event.
 - * Masks should be worn when not eating or drinking through the duration of the event.
 - * Guests should stay home if showing any symptoms of COVID including fever/chills, cough, difficulty breathing, fatigue (see CDC website for details).

Name: _____ Email (required to receive ticket): _____

Address: _____ Phone: _____

Enclosed is my payment by check made out to NAMI Yolo County Please charge my credit card, below

Name on card: _____ Card Number: _____

Exp Date: ____/____ CVV: _____ Zip Code: _____

The Yolo County California chapter of the National Alliance on Mental Illness is a grassroots, self-help, support and advocacy non-profit organization dedicated to improving the lives of people with psychiatric disorders, which include schizophrenia, bipolar disorder, clinical depression, and panic disorder.

