

## Q1 Please Enter Your Entry Number (refer to email):

Answered: 140 Skipped: 0

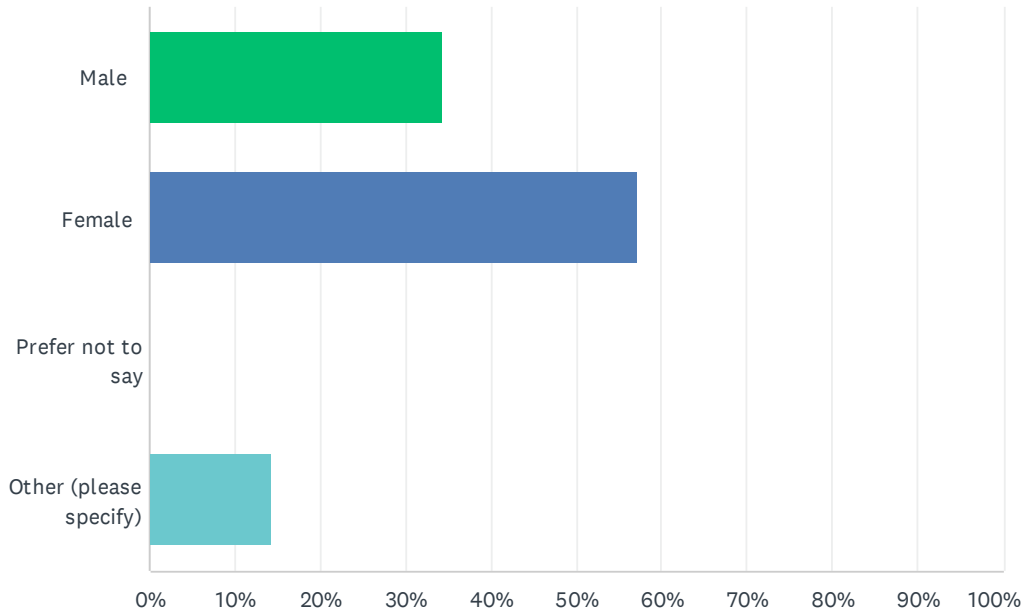
## Q2 1. What is your date of birth?

Answered: 140 Skipped: 0

ANSWER CHOICES	RESPONSES	
Please Enter:	100.00%	140

### Q3 2. What is your sex or (biological) gender?

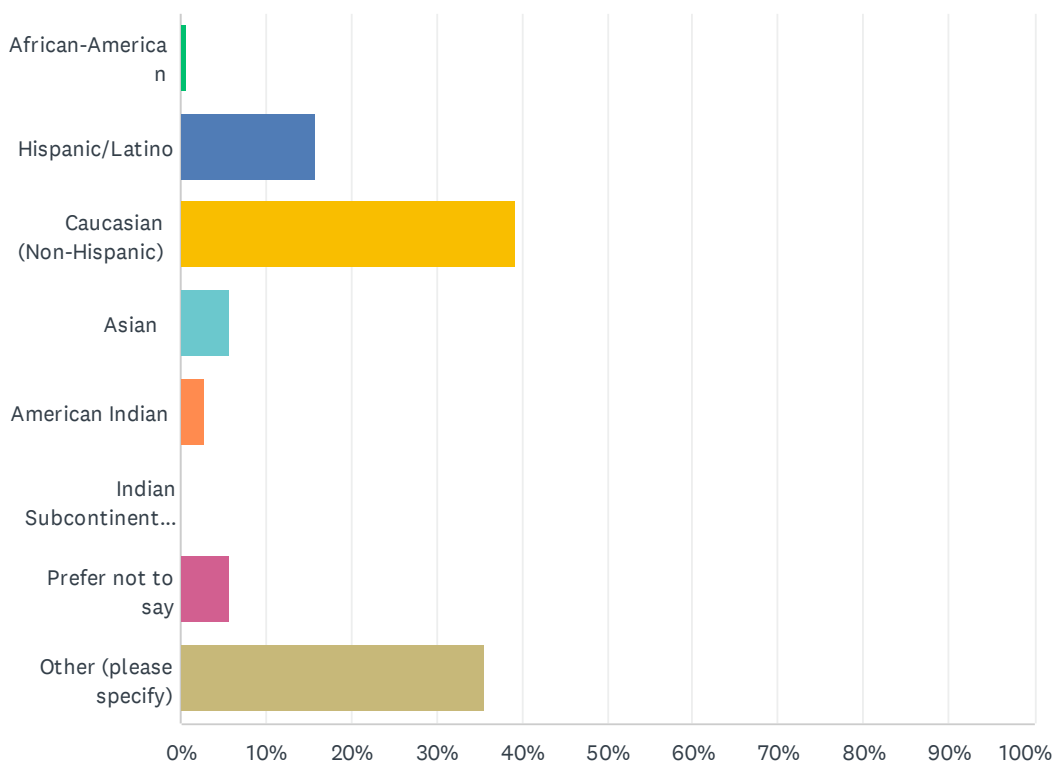
Answered: 140 Skipped: 0



ANSWER CHOICES	RESPONSES	
Male	34.29%	48
Female	57.14%	80
Prefer not to say	0.00%	0
Other (please specify)	14.29%	20
Total Respondents: 140		

### Q4 3. What is your race/ethnicity?

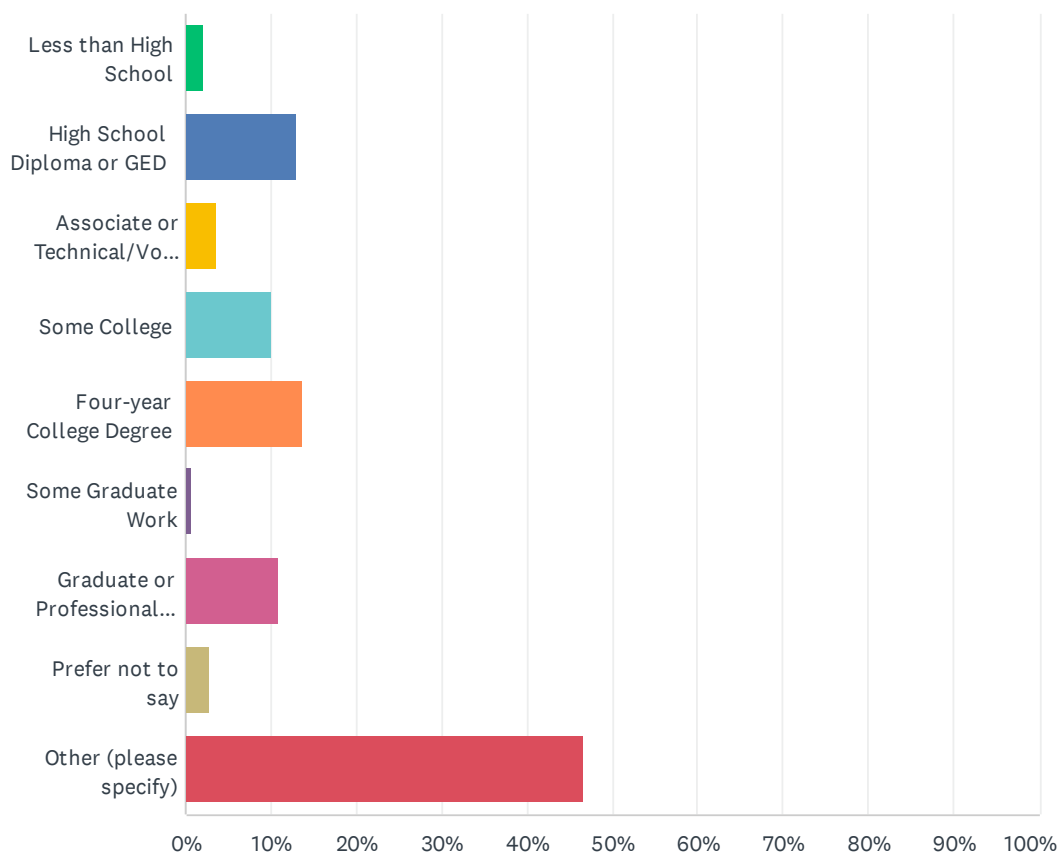
Answered: 140 Skipped: 0



ANSWER CHOICES	RESPONSES	
African-American	0.71%	1
Hispanic/Latino	15.71%	22
Caucasian (Non-Hispanic)	39.29%	55
Asian	5.71%	8
American Indian	2.86%	4
Indian Subcontinent (e.g., India, Pakistan)	0.00%	0
Prefer not to say	5.71%	8
Other (please specify)	35.71%	50
Total Respondents: 140		

### Q5 4. What is the highest level of education you have completed?

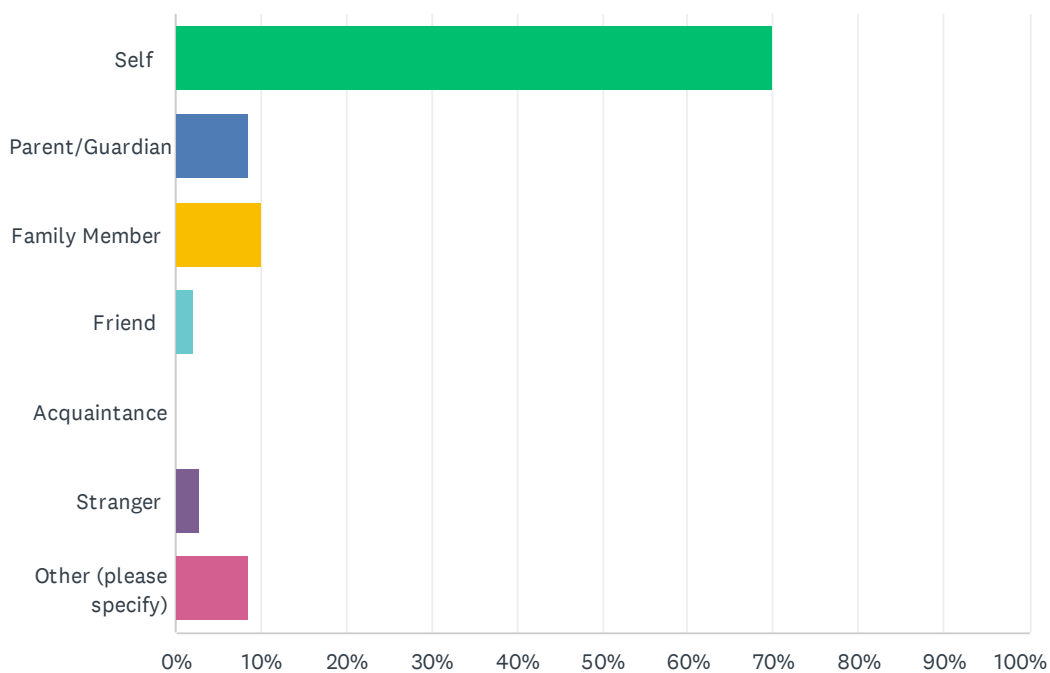
Answered: 139 Skipped: 1



ANSWER CHOICES	RESPONSES	
Less than High School	2.16%	3
High School Diploma or GED	12.95%	18
Associate or Technical/Vocational	3.60%	5
Some College	10.07%	14
Four-year College Degree	13.67%	19
Some Graduate Work	0.72%	1
Graduate or Professional Degree	10.79%	15
Prefer not to say	2.88%	4
Other (please specify)	46.76%	65
Total Respondents: 139		

## Q6 5. What is your relationship to the victim in this case?

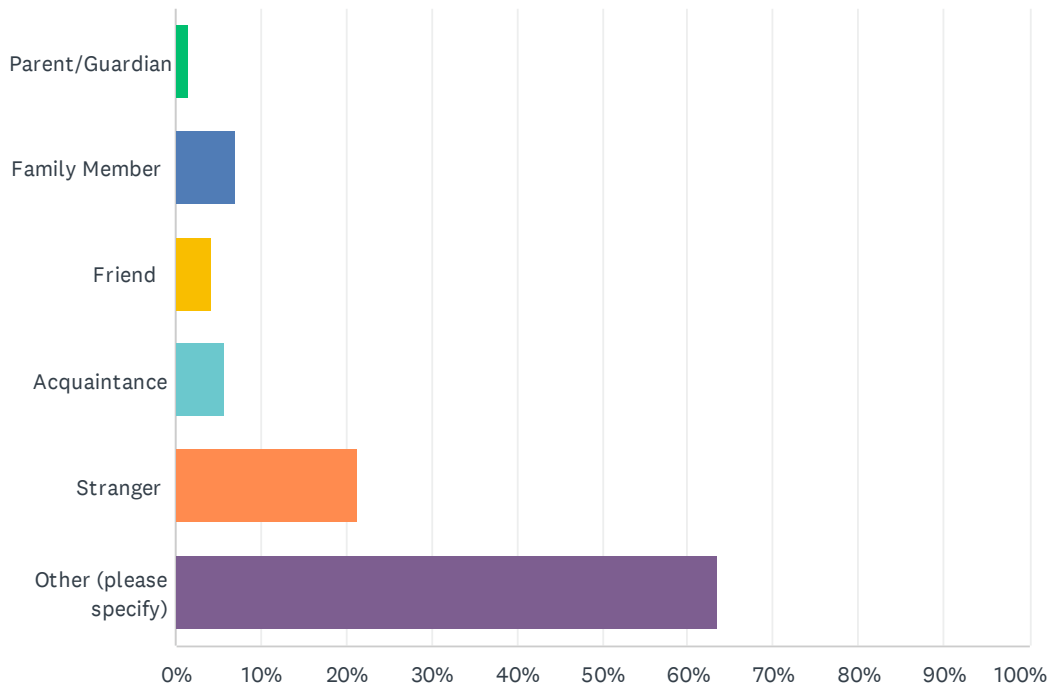
Answered: 140 Skipped: 0



ANSWER CHOICES	RESPONSES	
Self	70.00%	98
Parent/Guardian	8.57%	12
Family Member	10.00%	14
Friend	2.14%	3
Acquaintance	0.00%	0
Stranger	2.86%	4
Other (please specify)	8.57%	12
Total Respondents: 140		

### Q7 6. What is your relationship to the defendant(s) in this case? He/she is my (check all that apply):

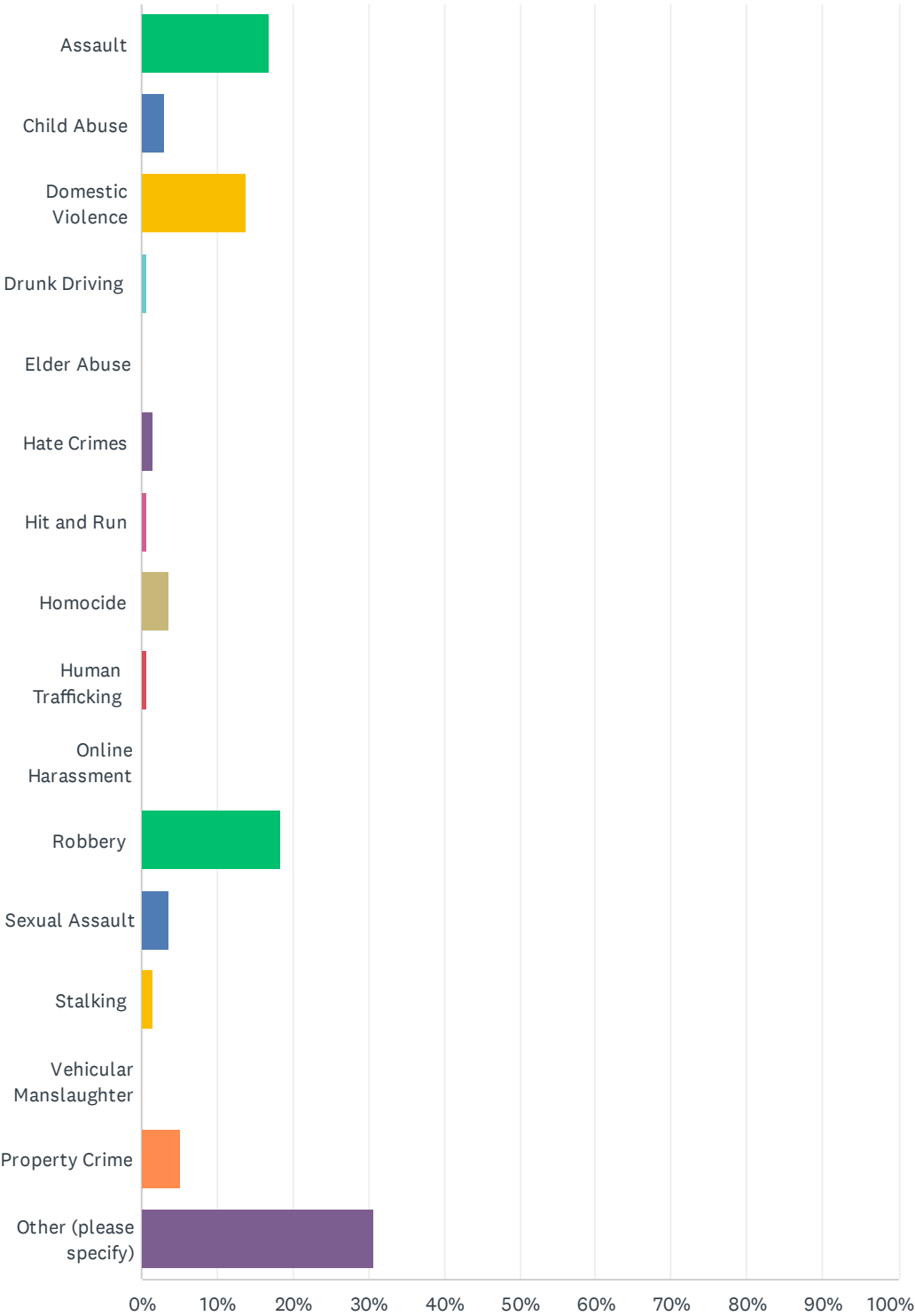
Answered: 140 Skipped: 0



ANSWER CHOICES	RESPONSES	
Parent/Guardian	1.43%	2
Family Member	7.14%	10
Friend	4.29%	6
Acquaintance	5.71%	8
Stranger	21.43%	30
Other (please specify)	63.57%	89
Total Respondents: 140		

### Q8 7. What type of crime were you a victim of (please select)?

Answered: 137 Skipped: 3



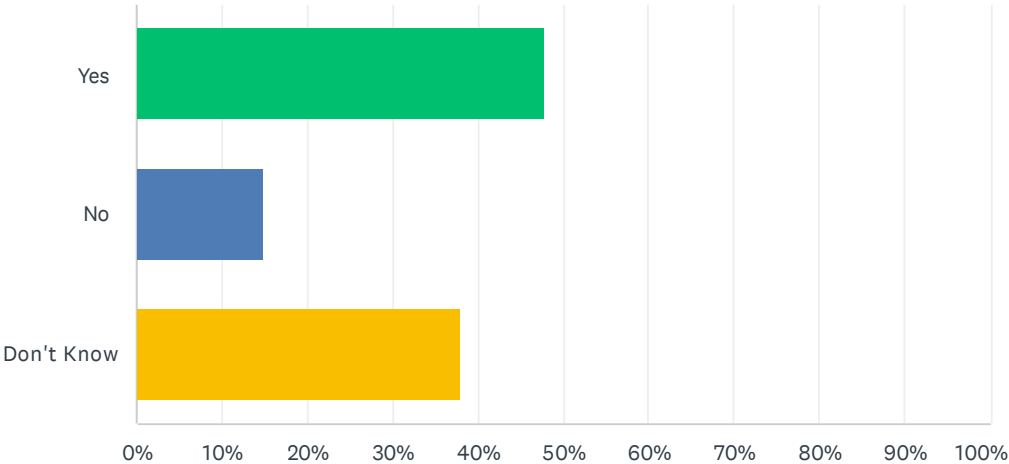


## Victim Services Survey

ANSWER CHOICES	RESPONSES	
Assault	16.79%	23
Child Abuse	2.92%	4
Domestic Violence	13.87%	19
Drunk Driving	0.73%	1
Elder Abuse	0.00%	0
Hate Crimes	1.46%	2
Hit and Run	0.73%	1
Homocide	3.65%	5
Human Trafficking	0.73%	1
Online Harassment	0.00%	0
Robbery	18.25%	25
Sexual Assault	3.65%	5
Stalking	1.46%	2
Vehicular Manslaughter	0.00%	0
Property Crime	5.11%	7
Other (please specify)	30.66%	42
<b>TOTAL</b>		<b>137</b>

### Q9 8. Was the case prosecuted?

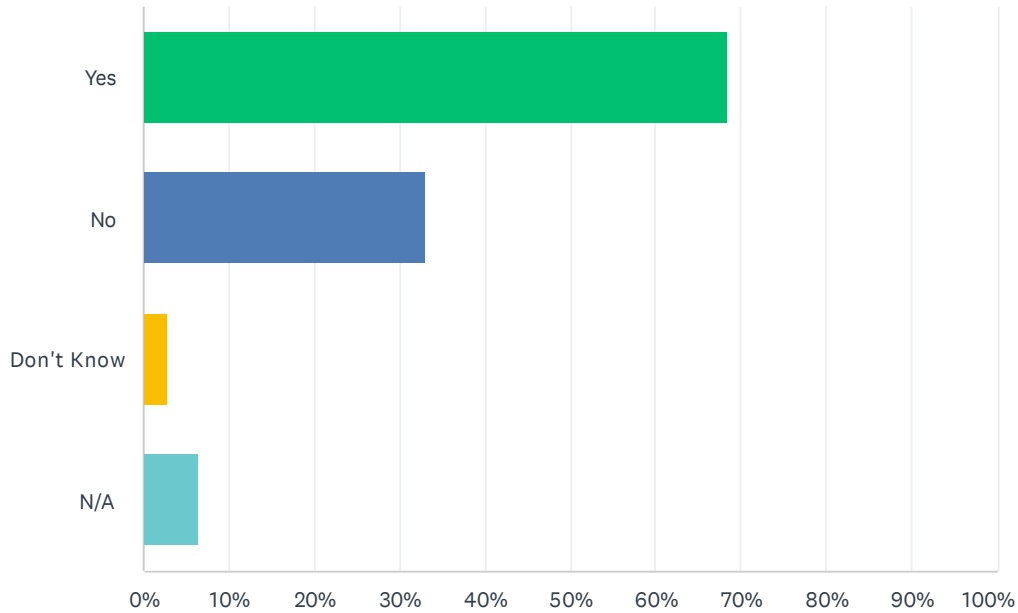
Answered: 140 Skipped: 0



ANSWER CHOICES	RESPONSES
Yes	47.86% 67
No	15.00% 21
Don't Know	37.86% 53
Total Respondents: 140	

Q10 9. Did you suffer any financial loss as a result of the crime (e.g., medical bills, counseling costs, property damage or loss)?

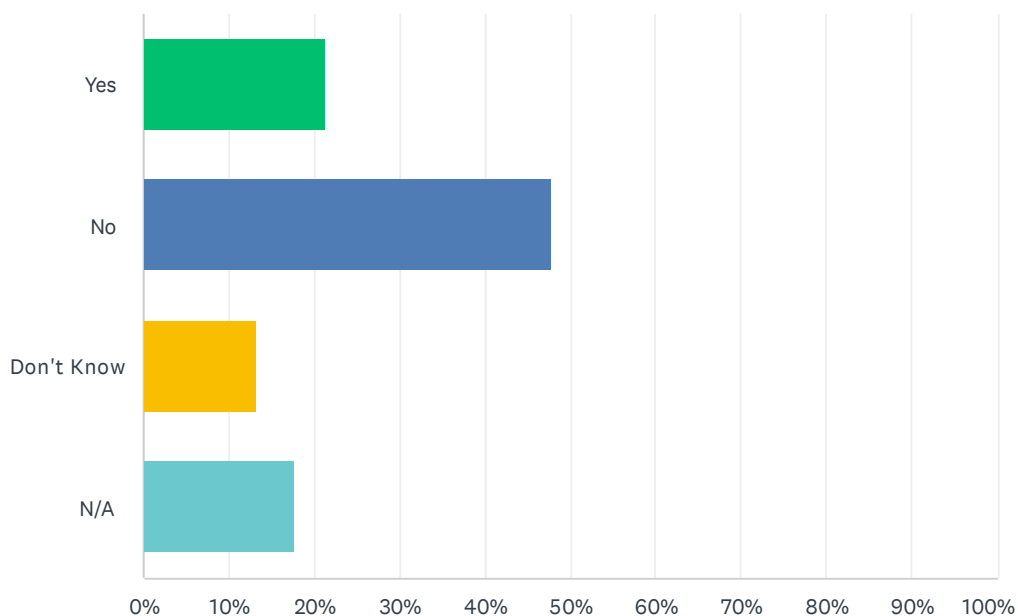
Answered: 139 Skipped: 1



ANSWER CHOICES	RESPONSES	
Yes	68.35%	95
No	33.09%	46
Don't Know	2.88%	4
N/A	6.47%	9
Total Respondents: 139		

### Q11 10. Was there a court order to reimburse you to your losses?

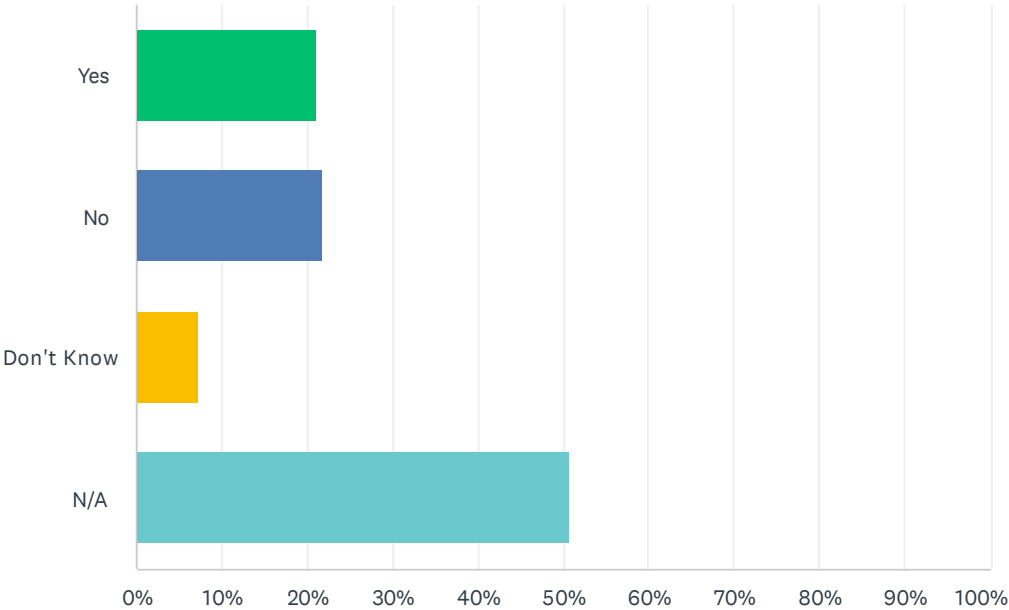
Answered: 136 Skipped: 4



ANSWER CHOICES	RESPONSES	
Yes	21.32%	29
No	47.79%	65
Don't Know	13.24%	18
N/A	17.65%	24
Total Respondents: 136		

### Q12 11. Overall, were you satisfied with the reimbursement?

Answered: 138 Skipped: 2



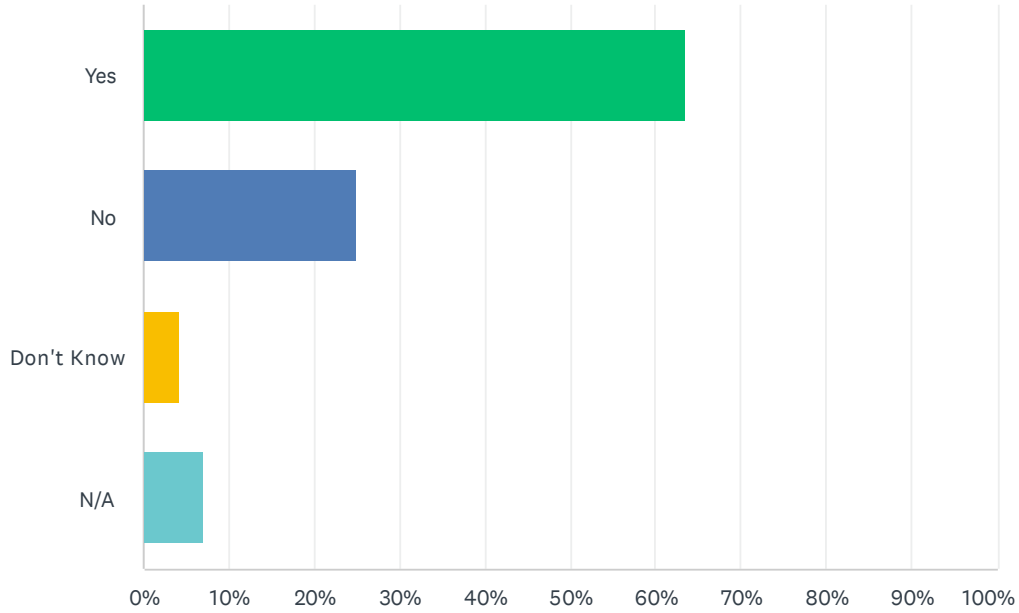
ANSWER CHOICES	RESPONSES	
Yes	21.01%	29
No	21.74%	30
Don't Know	7.25%	10
N/A	50.72%	70
Total Respondents: 138		

## Q13 12. Please explain why:

Answered: 100 Skipped: 40

### Q14 13. Did you have contact with the deputy district attorney who handled your case?

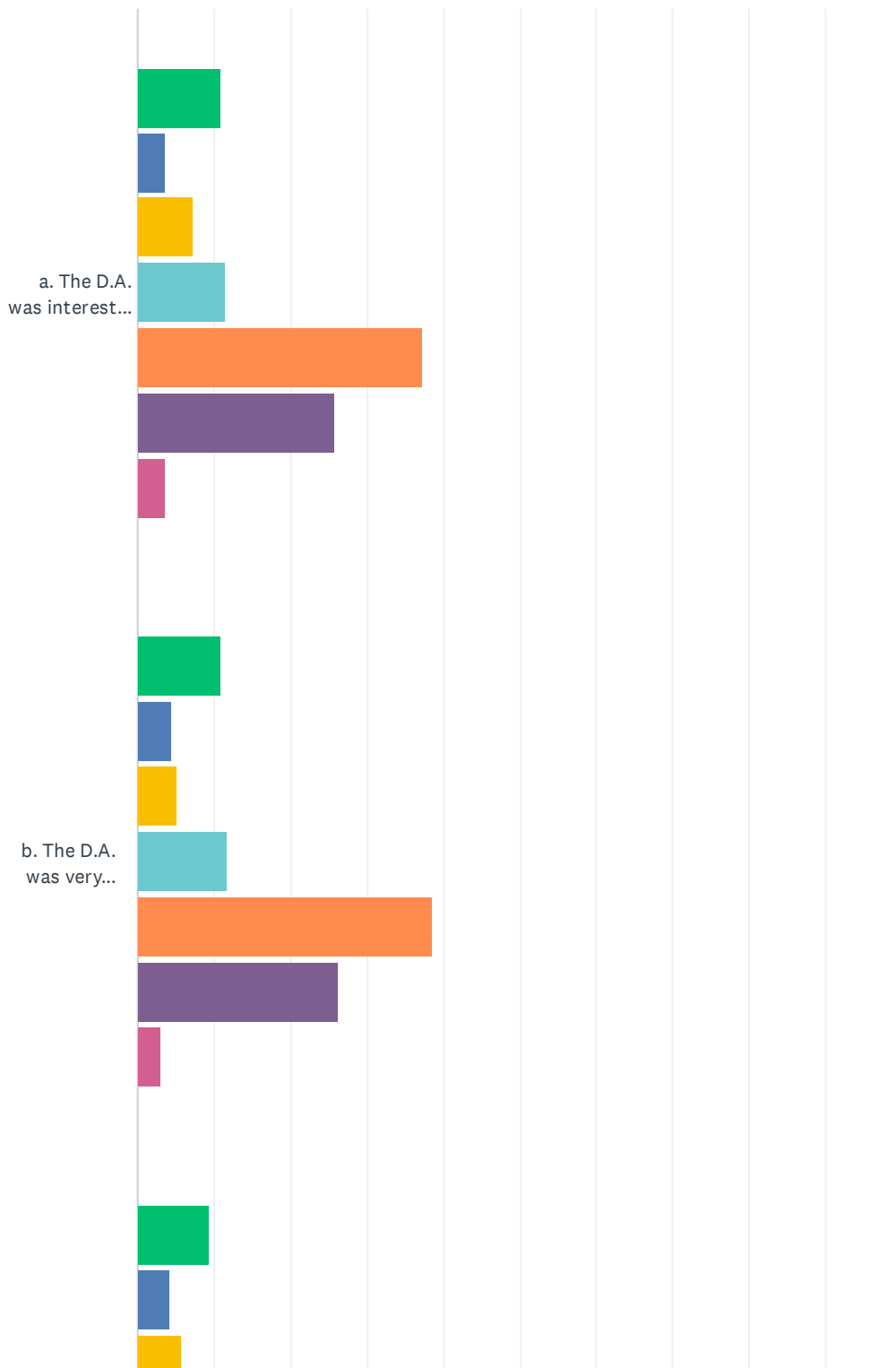
Answered: 140 Skipped: 0



ANSWER CHOICES	RESPONSES	
Yes	63.57%	89
No	25.00%	35
Don't Know	4.29%	6
N/A	7.14%	10
Total Respondents: 140		

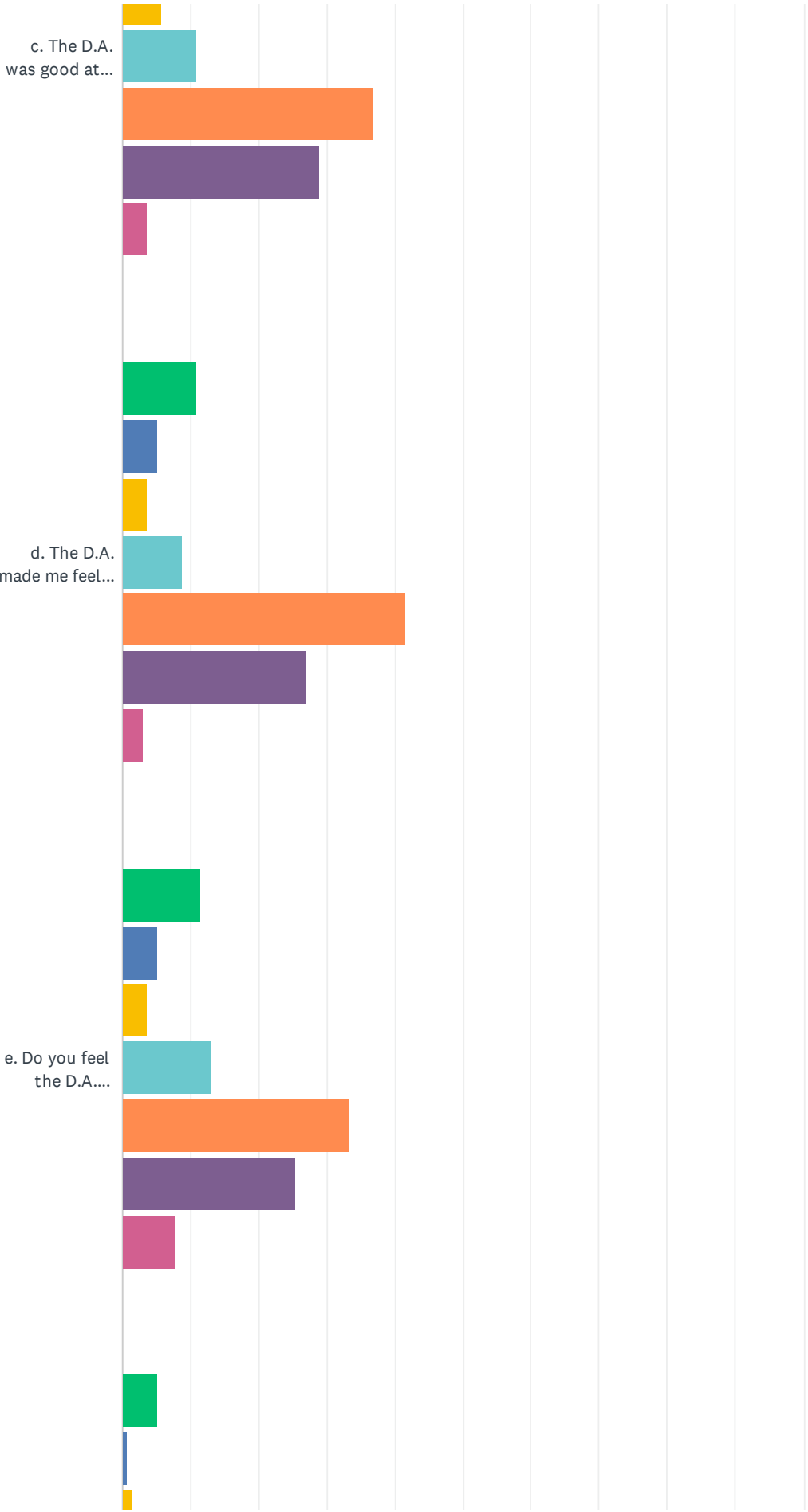
Q15 14. If you had contact with the deputy district attorney who handled your case, please respond to the statement below using the scale provided. If you have not had contact with the deputy district attorney, mark N/A.

Answered: 140 Skipped: 0

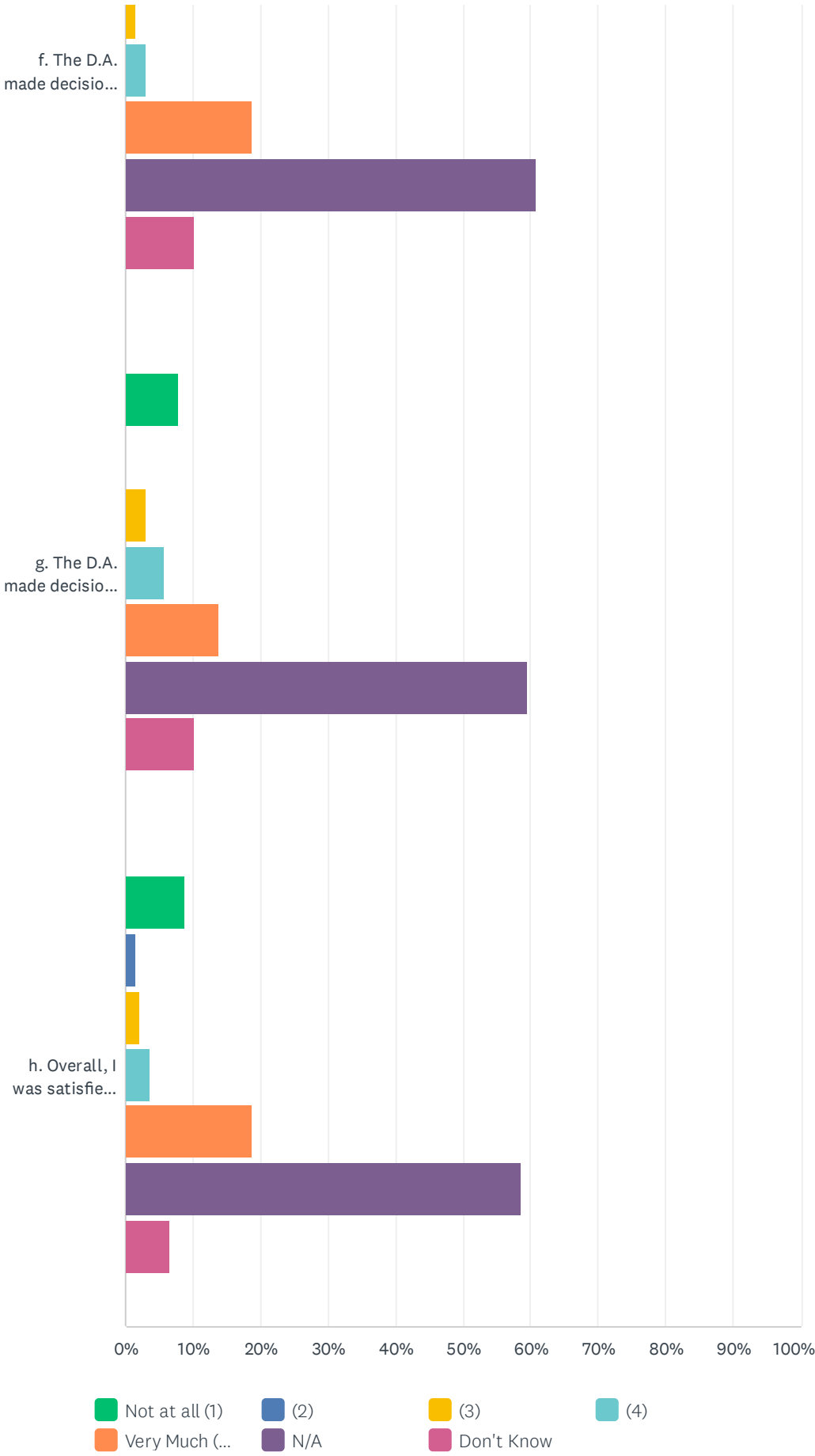




Victim Services Survey



# Victim Services Survey



## Victim Services Survey

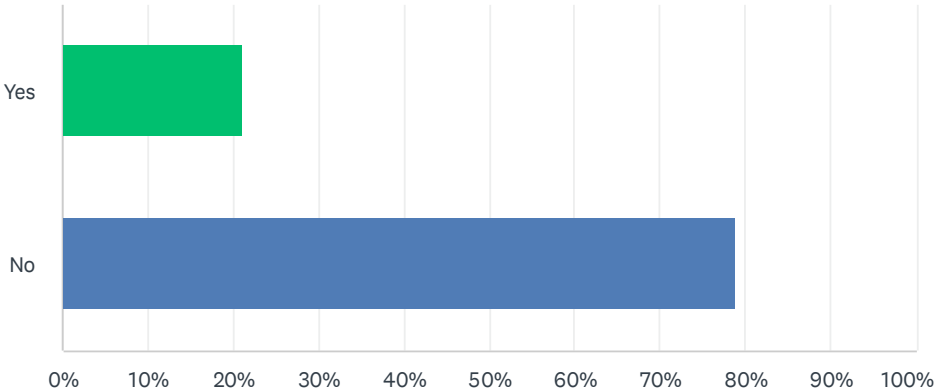
	NOT AT ALL (1)	(2)	(3)	(4)	VERY MUCH (5)	N/A	DON'T KNOW	TOTAL	WEIGHTED AVERAGE
a. The D.A. was interested in hearing my opinions and included me in the handling of the case.	10.79% 15	3.60% 5	7.19% 10	11.51% 16	37.41% 52	25.90% 36	3.60% 5	139	5.53
b. The D.A. was very sensitive to my needs.	10.95% 15	4.38% 6	5.11% 7	11.68% 16	38.69% 53	26.28% 36	2.92% 4	137	5.53
c. The D.A. was good at communicating with me and returning my phone calls and/or messages.	9.42% 13	4.35% 6	5.80% 8	10.87% 15	36.96% 51	28.99% 40	3.62% 5	138	5.63
d. The D.A. made me feel like my concerns were important.	10.95% 15	5.11% 7	3.65% 5	8.76% 12	41.61% 57	27.01% 37	2.92% 4	137	5.58
e. Do you feel the D.A. aggressively prosecuted your case?	11.59% 16	5.07% 7	3.62% 5	13.04% 18	33.33% 46	25.36% 35	7.97% 11	138	5.59
f. The D.A. made decisions based on facts, rather than using personal opinions or biases.	5.07% 7	0.72% 1	1.45% 2	2.90% 4	18.84% 26	60.87% 84	10.14% 14	138	6.53
g. The D.A. made decisions to handle problems fairly.	7.97% 11	0.00% 0	2.90% 4	5.80% 8	13.77% 19	59.42% 82	10.14% 14	138	6.36
h. Overall, I was satisfied with the D.A.'s response to the case.	8.70% 12	1.45% 2	2.17% 3	3.62% 5	18.84% 26	58.70% 81	6.52% 9	138	6.25

**Q16 In order to best assist victims in future cases, please provide more detail about your experience with the D.A./Prosecuting Attorney on your case.**

Answered: 140 Skipped: 0

### Q17 15. Did you testify in court?

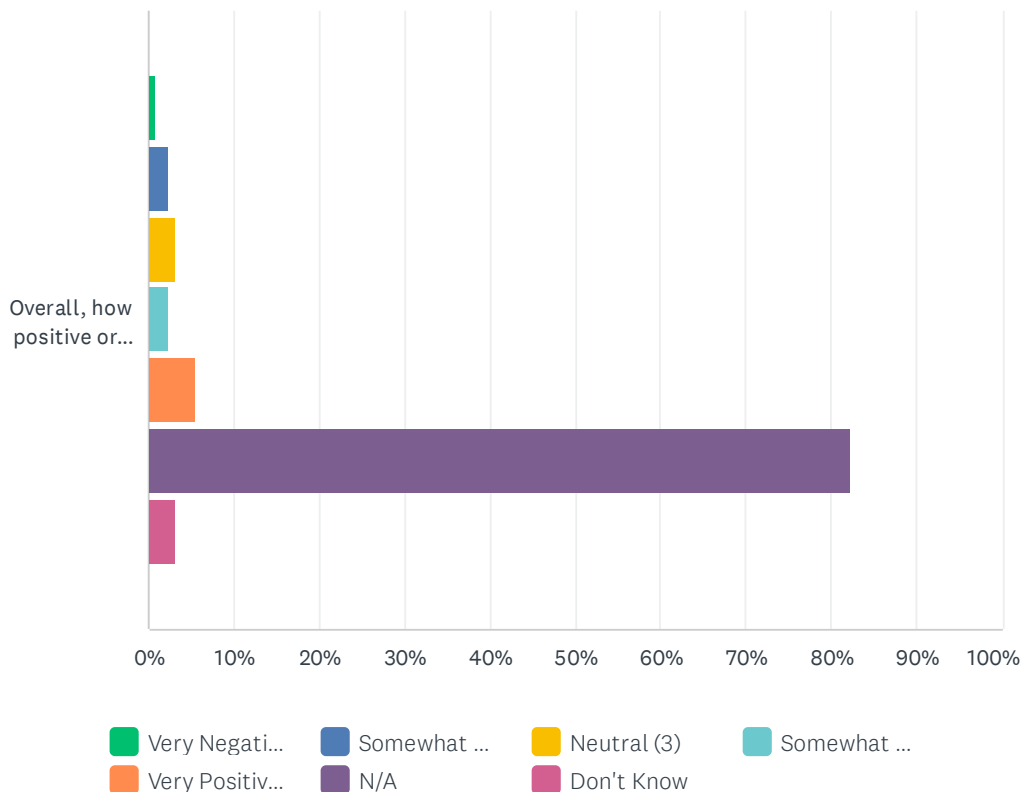
Answered: 137 Skipped: 3



ANSWER CHOICES	RESPONSES	
Yes	21.17%	29
No	78.83%	108
Total Respondents: 137		

Q18 16. If you testified in court, please rate your experience of testifying in court using the scale below:

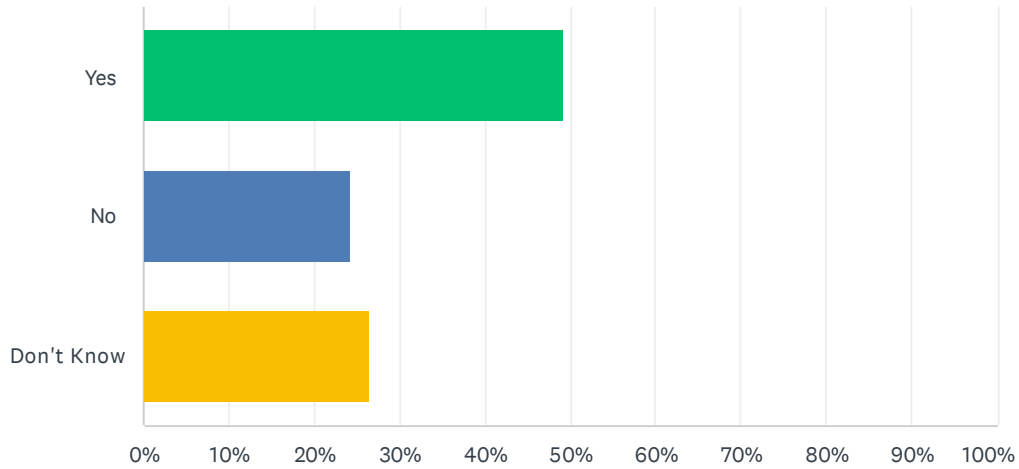
Answered: 125 Skipped: 15



	VERY NEGATIVE (1)	SOMEWHAT NEGATIVE (2)	NEUTRAL (3)	SOMEWHAT POSITIVE (4)	VERY POSITIVE (5)	N/A	DON'T KNOW	TOTAL	WEIGHTED AVERAGE
Overall, how positive or negative was your experience of testifying in court?	0.80% 1	2.40% 3	3.20% 4	2.40% 3	5.60% 7	82.40% 103	3.20% 4	125	5.73

### Q19 17. Did a Victim Advocate from the District Attorney's Office assist you?

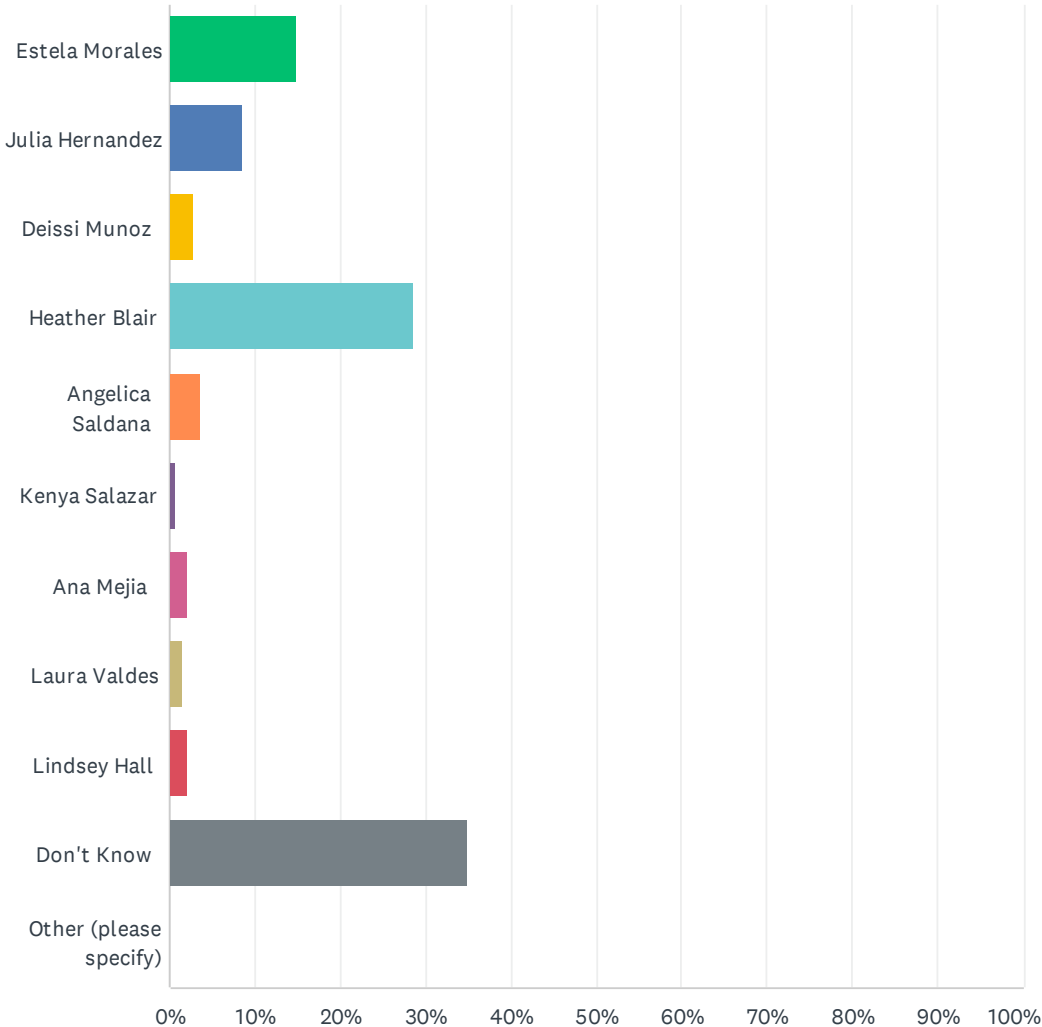
Answered: 140 Skipped: 0



ANSWER CHOICES	RESPONSES	
Yes	49.29%	69
No	24.29%	34
Don't Know	26.43%	37
Total Respondents: 140		

### Q20 18. Please select the Victim Advocate who assisted you:

Answered: 140 Skipped: 0



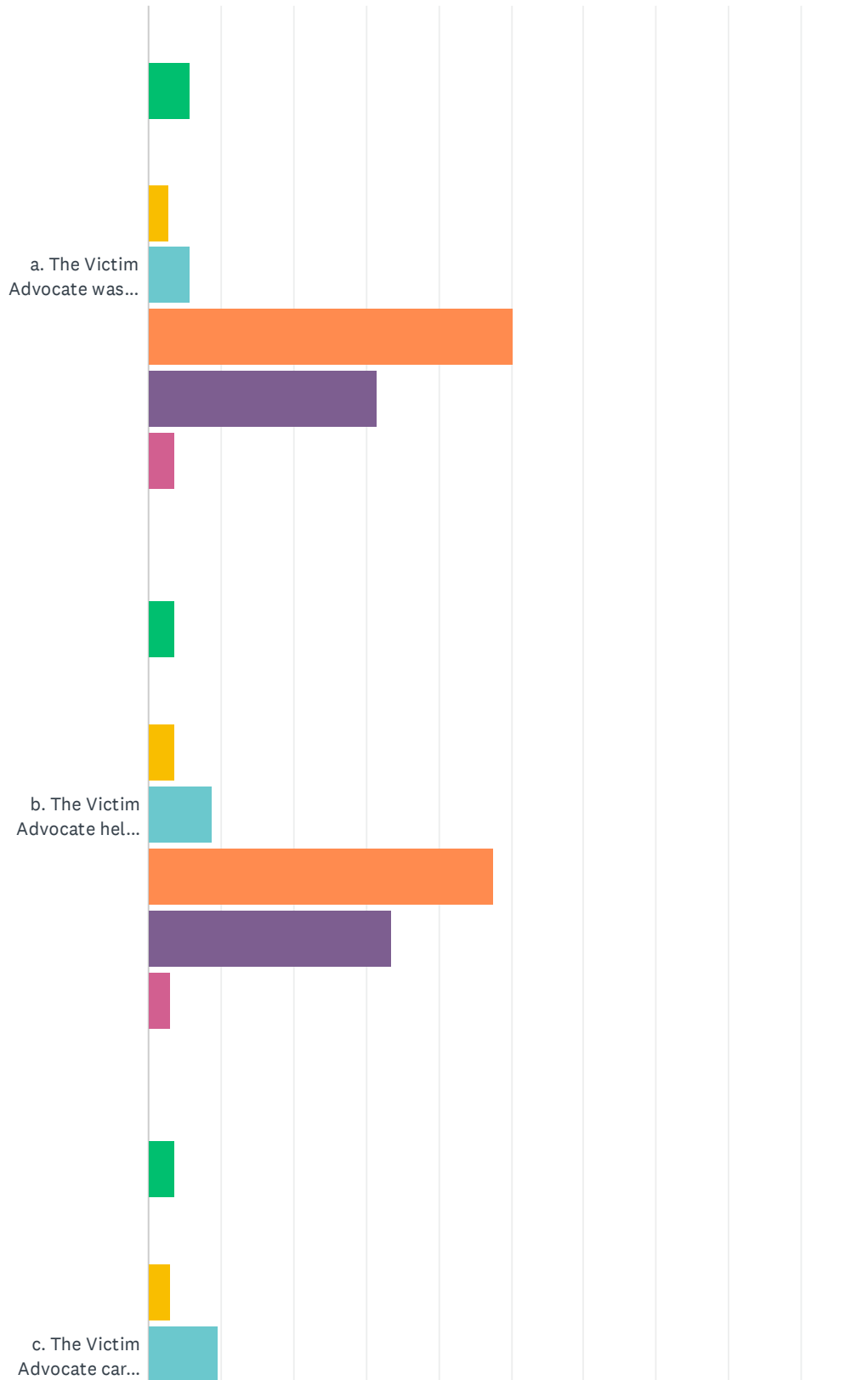


## Victim Services Survey

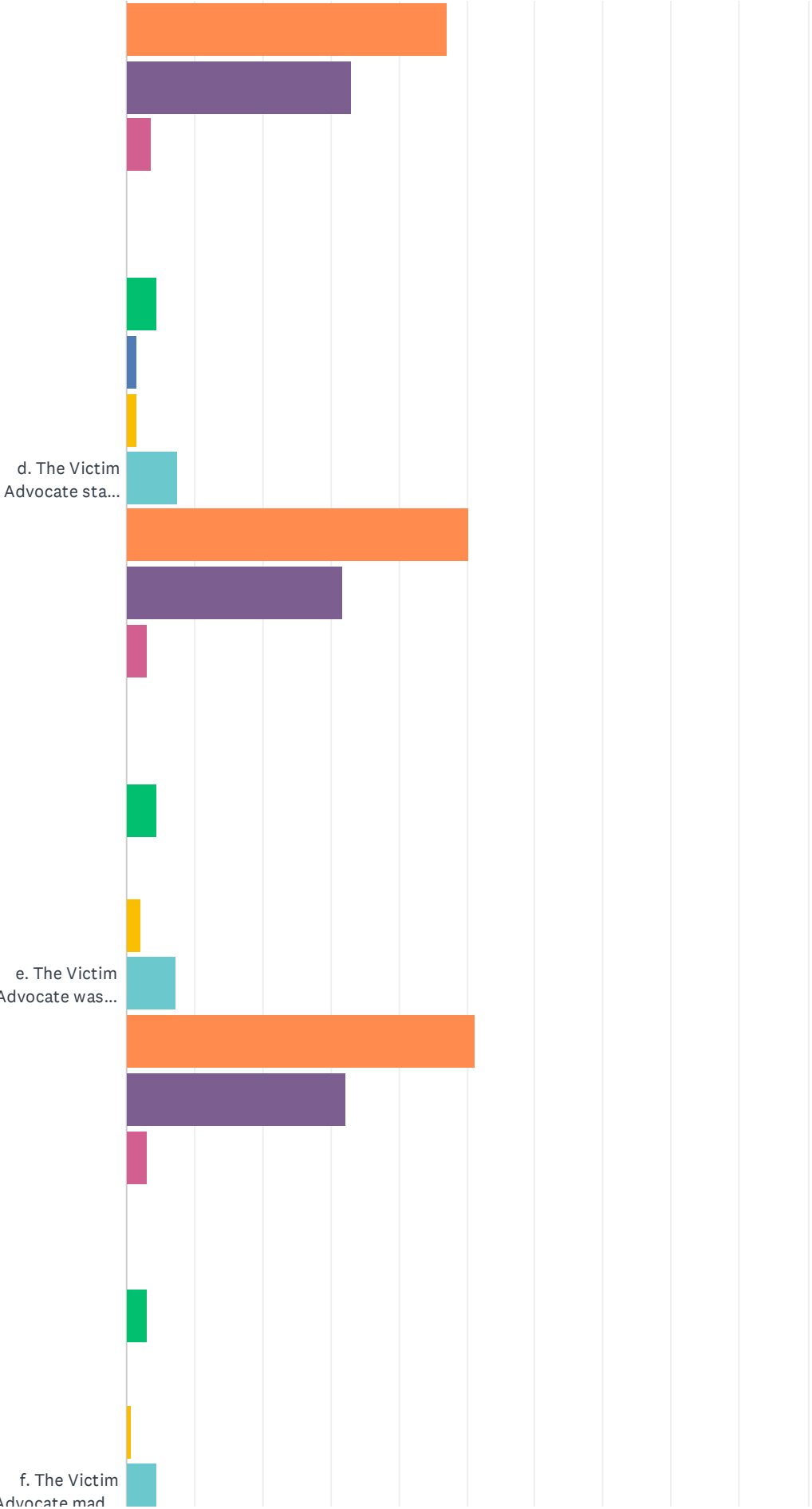
ANSWER CHOICES	RESPONSES	
Estela Morales	15.00%	21
Julia Hernandez	8.57%	12
Deissi Munoz	2.86%	4
Heather Blair	28.57%	40
Angelica Saldana	3.57%	5
Kenya Salazar	0.71%	1
Ana Mejia	2.14%	3
Laura Valdes	1.43%	2
Lindsey Hall	2.14%	3
Don't Know	35.00%	49
Other (please specify)	0.00%	0
<b>TOTAL</b>		<b>140</b>

Q21 19. If a Victim Advocate assisted you, please respond to the following questions. If you have not had contact with a Victim Advocate, mark N/A.

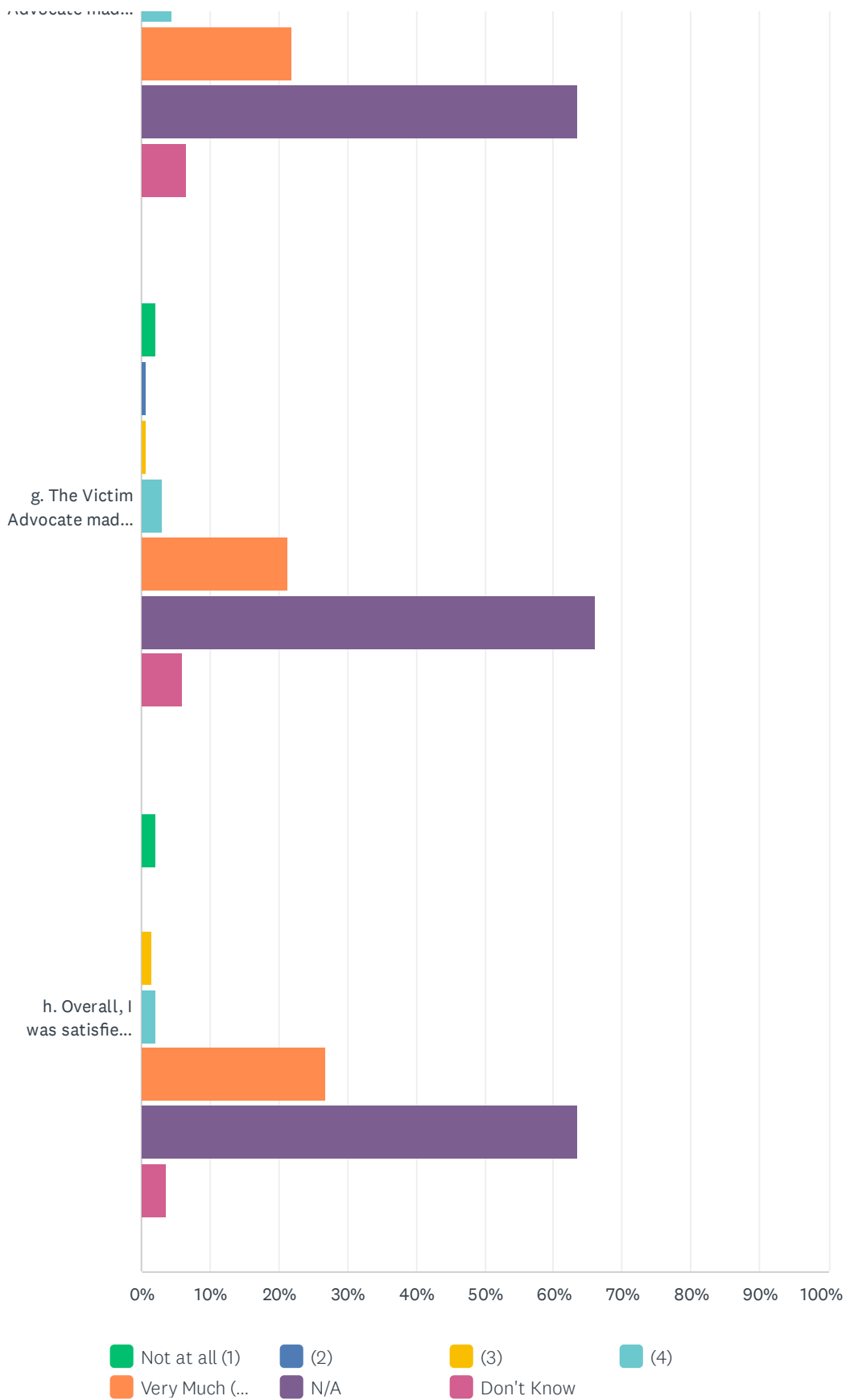
Answered: 140 Skipped: 0



Victim Services Survey



# Victim Services Survey



## Victim Services Survey

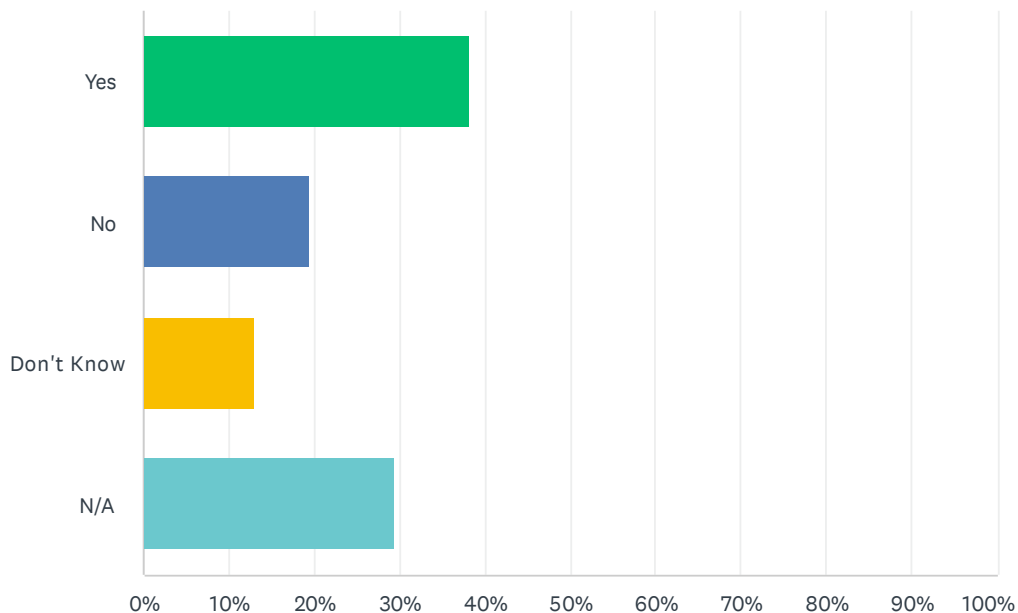
	NOT AT ALL (1)	(2)	(3)	(4)	VERY MUCH (5)	N/A	DON'T KNOW	TOTAL	WEIGHTED AVERAGE
a. The Victim Advocate was considerate of my feelings.	5.76% 8	0.00% 0	2.88% 4	5.76% 8	50.36% 70	31.65% 44	3.60% 5	139	5.04
b. The Victim Advocate helped me understand the court system.	3.65% 5	0.00% 0	3.65% 5	8.76% 12	47.45% 65	33.58% 46	2.92% 4	137	5.09
c. The Victim Advocate cared about case.	3.68% 5	0.00% 0	2.94% 4	9.56% 13	47.06% 64	33.09% 45	3.68% 5	136	5.10
d. The Victim Advocate stayed in contact or communicated with me and returned phone calls and messages I left.	4.44% 6	1.48% 2	1.48% 2	7.41% 10	50.37% 68	31.85% 43	2.96% 4	135	5.05
e. The Victim Advocate was courteous and considerate.	4.38% 6	0.00% 0	2.19% 3	7.30% 10	51.09% 70	32.12% 44	2.92% 4	137	5.09
f. The Victim Advocate made decisions based on facts, rather than using personal opinions or biases.	2.92% 4	0.00% 0	0.73% 1	4.38% 6	21.90% 30	63.50% 87	6.57% 9	137	5.59
g. The Victim Advocate made decisions to handle problems fairly.	2.21% 3	0.74% 1	0.74% 1	2.94% 4	21.32% 29	66.18% 90	5.88% 8	136	5.63
h. Overall, I was satisfied with the Victim Advocate's response to the case.	2.24% 3	0.00% 0	1.49% 2	2.24% 3	26.87% 36	63.43% 85	3.73% 5	134	5.57

**Q22** In order to best assist victims in future cases, please provide more detail about your experience with the Victim Advocate on your case.

Answered: 107 Skipped: 33

## Q23 20. Many court dates are continued to another date. Was your case continued?

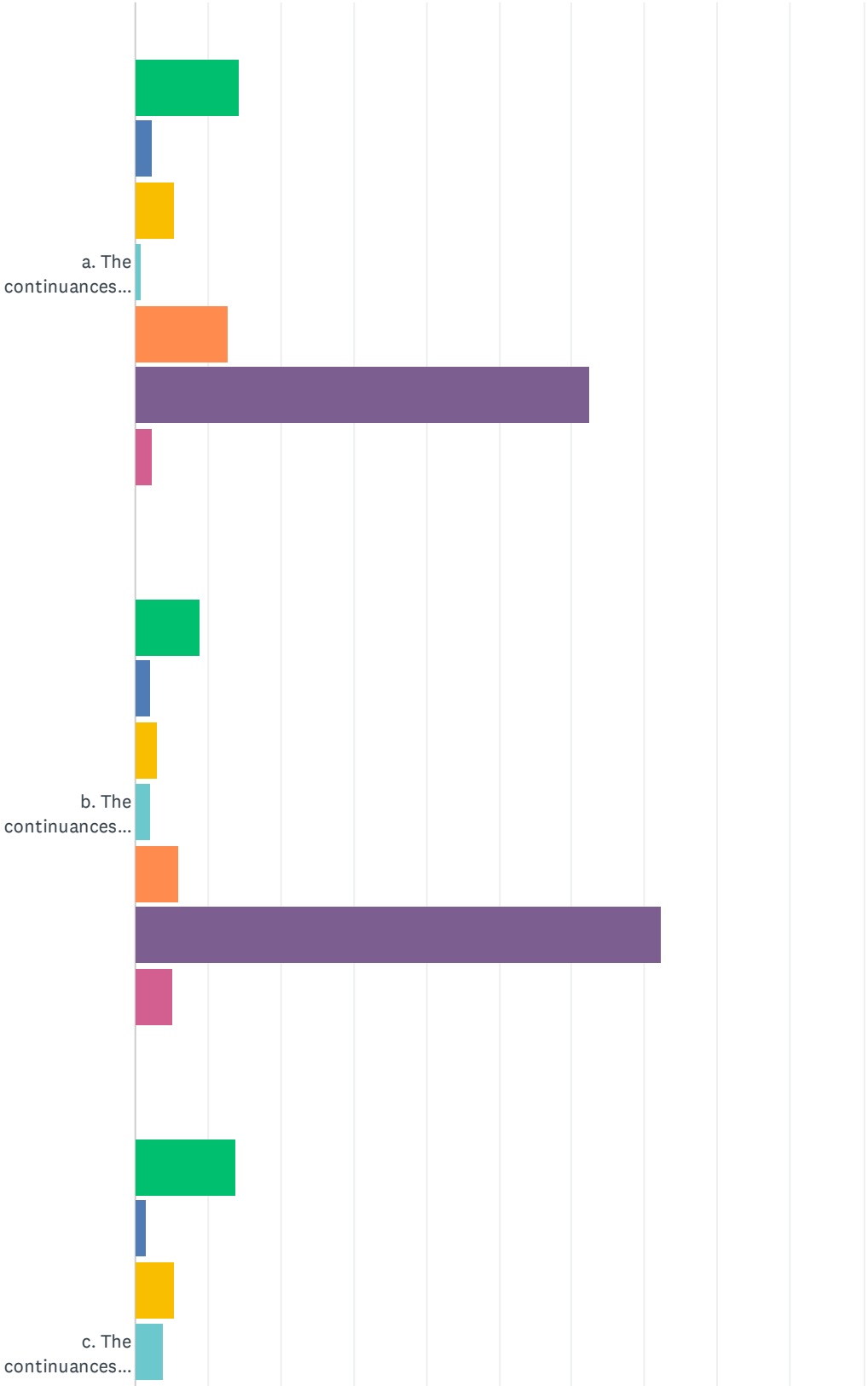
Answered: 139 Skipped: 1



ANSWER CHOICES	RESPONSES	
Yes	38.13%	53
No	19.42%	27
Don't Know	12.95%	18
N/A	29.50%	41
Total Respondents: 139		

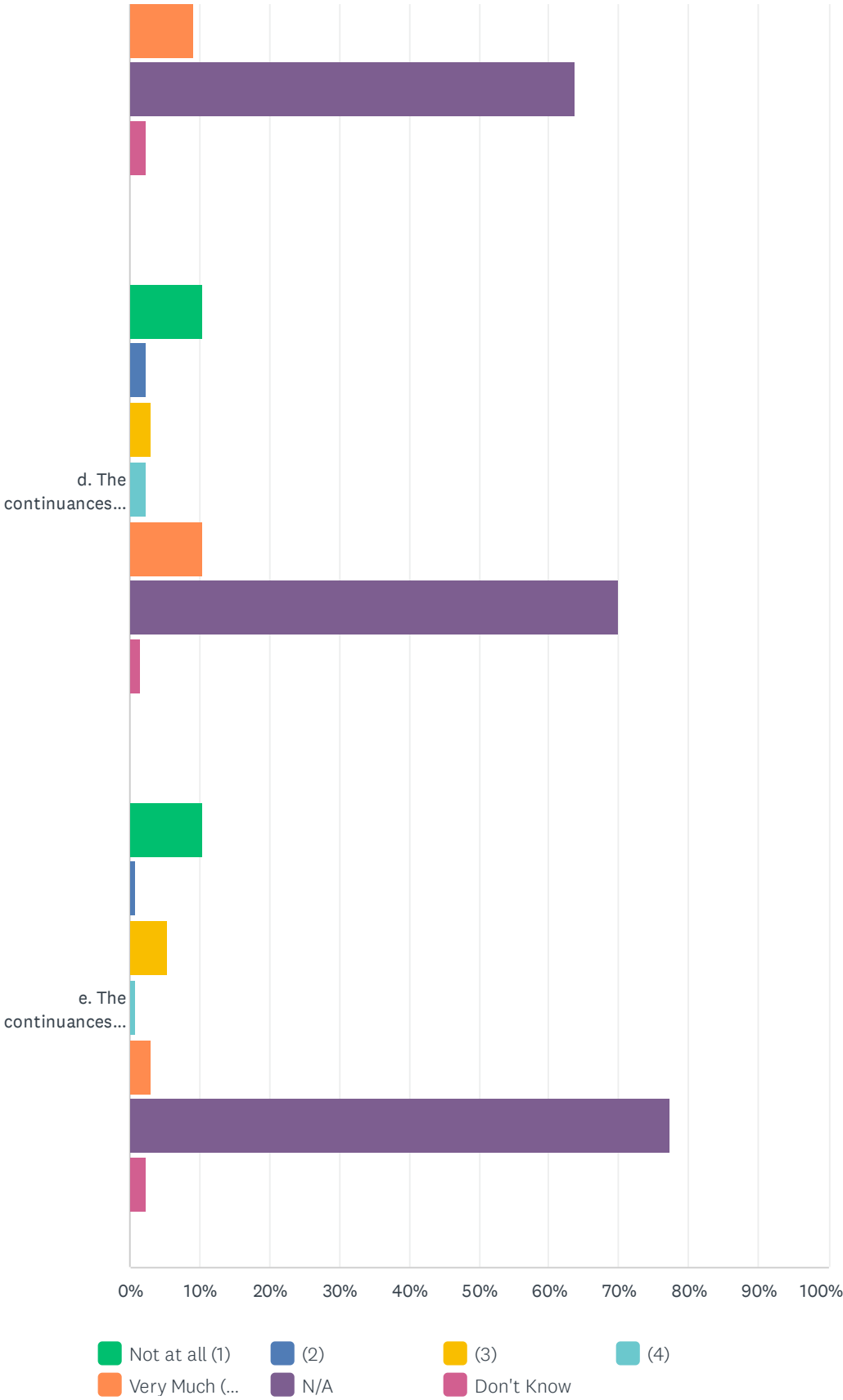
### Q24 21. Were the continuances upsetting or helpful? If this is not applicable to you, mark N/A.

Answered: 134 Skipped: 6





# Victim Services Survey



## Victim Services Survey

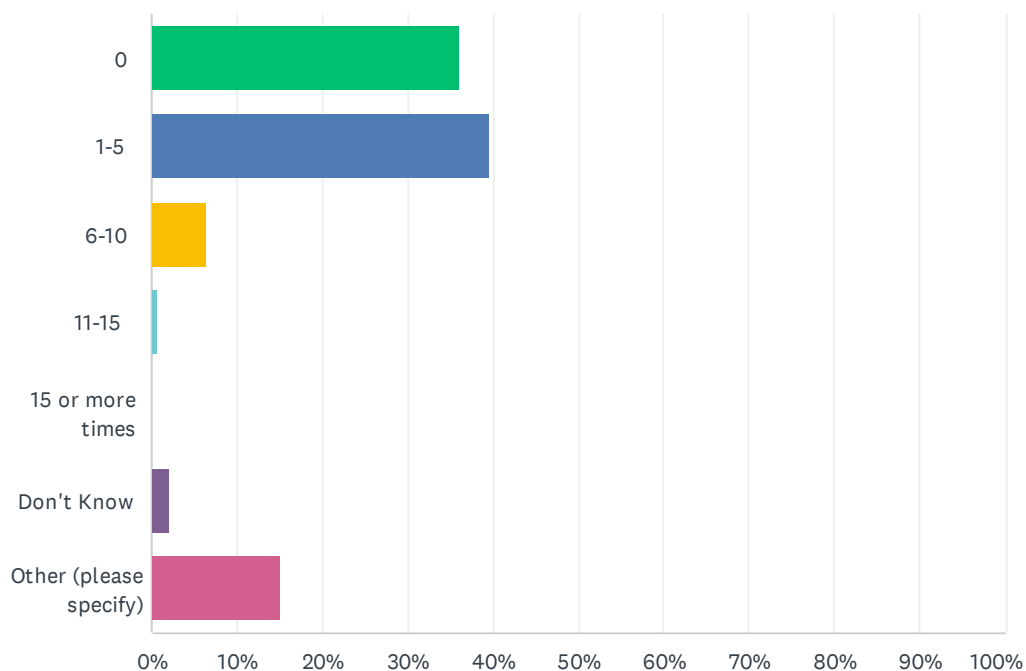
	NOT AT ALL (1)	(2)	(3)	(4)	VERY MUCH (5)	N/A	DON'T KNOW	TOTAL	WEIGHTED AVERAGE
a. The continuances were frustrating.	14.29% 19	2.26% 3	5.26% 7	0.75% 1	12.78% 17	62.41% 83	2.26% 3	133	4.92
b. The continuances were helpful.	8.96% 12	2.24% 3	2.99% 4	2.24% 3	5.97% 8	72.39% 97	5.22% 7	134	5.32
c. The continuances were upsetting.	13.85% 18	1.54% 2	5.38% 7	3.85% 5	9.23% 12	63.85% 83	2.31% 3	130	4.94
d. The continuances interfered with school or work.	10.53% 14	2.26% 3	3.01% 4	2.26% 3	10.53% 14	69.92% 93	1.50% 2	133	5.16
e. The continuances let us calm down.	10.53% 14	0.75% 1	5.26% 7	0.75% 1	3.01% 4	77.44% 103	2.26% 3	133	5.26

**Q25 In order to best assist victims in future cases, please provide more detail about your experience with the continuances on your case.**

Answered: 93 Skipped: 47

## Q26 22. Approximately how many times did you go to court in total?

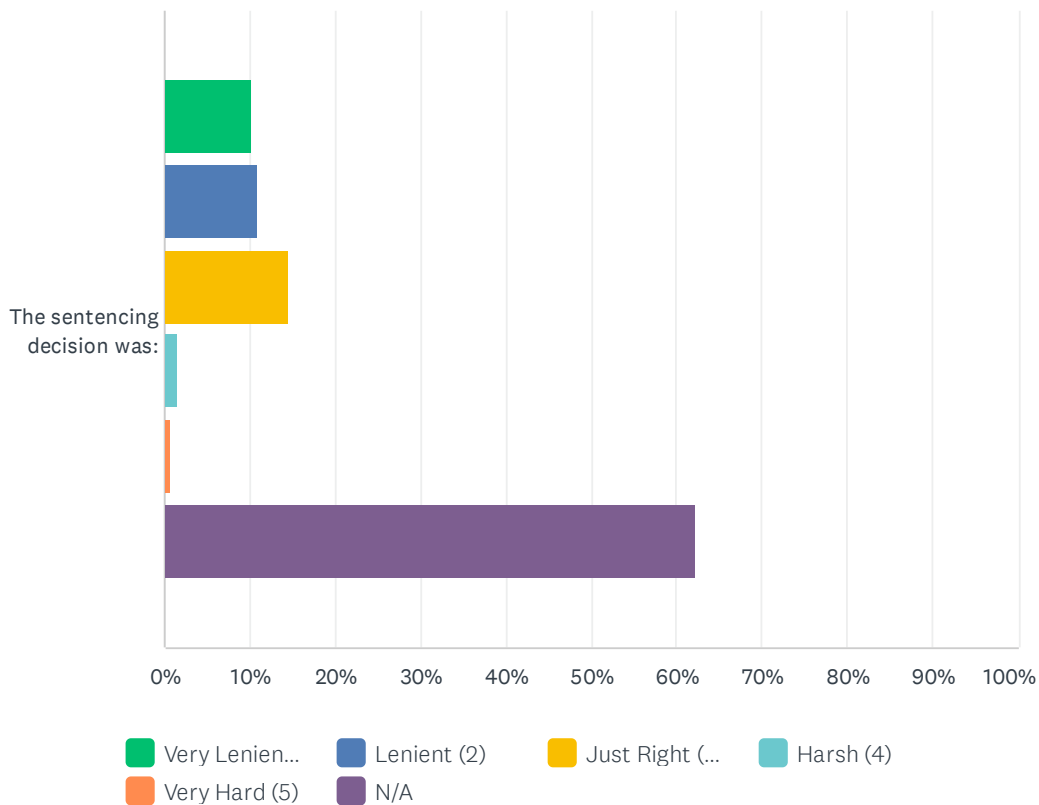
Answered: 139 Skipped: 1



ANSWER CHOICES	RESPONSES	
0	35.97%	50
1-5	39.57%	55
6-10	6.47%	9
11-15	0.72%	1
15 or more times	0.00%	0
Don't Know	2.16%	3
Other (please specify)	15.11%	21
<b>TOTAL</b>		<b>139</b>

### Q27 23. How did you feel about the overall sentencing decision(s) in your case?

Answered: 138 Skipped: 2



	VERY LENIENT (1)	LENIENT (2)	JUST RIGHT (3)	HARSH (4)	VERY HARD (5)	N/A	TOTAL	WEIGHTED AVERAGE
The sentencing decision was:	10.14%	10.87%	14.49%	1.45%	0.72%	62.32%	138	4.59
	14	15	20	2	1	86		

Q28 24. Please explain your feelings about the criminal justice system:

Answered: 116 Skipped: 24

Q29 25. Thank you for your input. We would like an opportunity to contact you regarding your responses (optional).

Answered: 52 Skipped: 88

ANSWER CHOICES	RESPONSES	
Name	98.08%	51
Email	90.38%	47
Phone Number	86.54%	45