

Yolo County Homeless Count 2022

5055



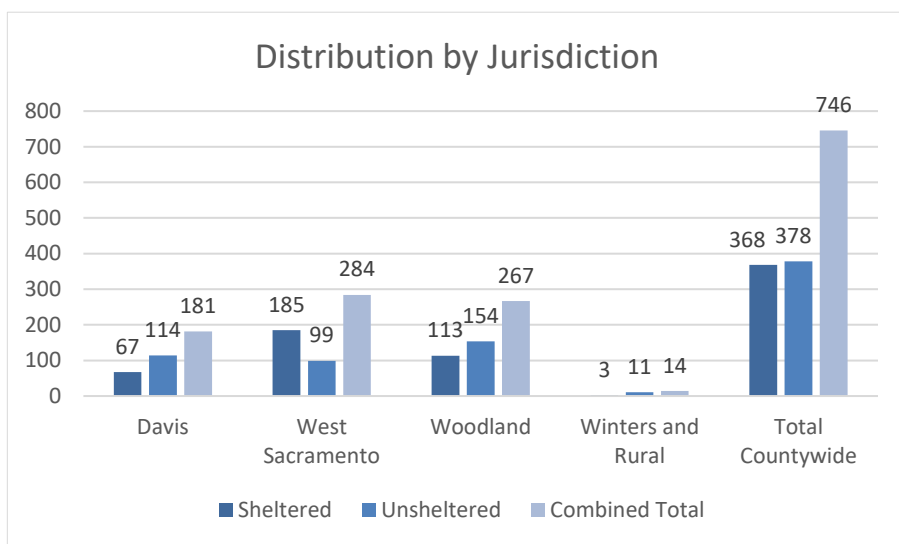
Homeless Count Overview

FEBRUARY 22, 2022

The **Yolo County Homeless and Poverty Action Coalition** conducted its **2022 Homeless Count** on **February 22, 2022**. The Homeless Count (also known as the Point-in-Time (PIT) Count) is a survey of individuals and families identified as experiencing sheltered or unsheltered homelessness within the boundaries of Yolo County on a single night in January. The 2022 count identified a total of **746 people experiencing homelessness on February 22, 2022**.

When considering the numbers in this report it is important to recognize that they reflect only those persons identified as homeless within the county on a single day. Many individuals and families move in and out of homelessness during the course of a year, meaning that the actual number of people experiencing homeless in 2022 will be much higher than the numbers included in this report.

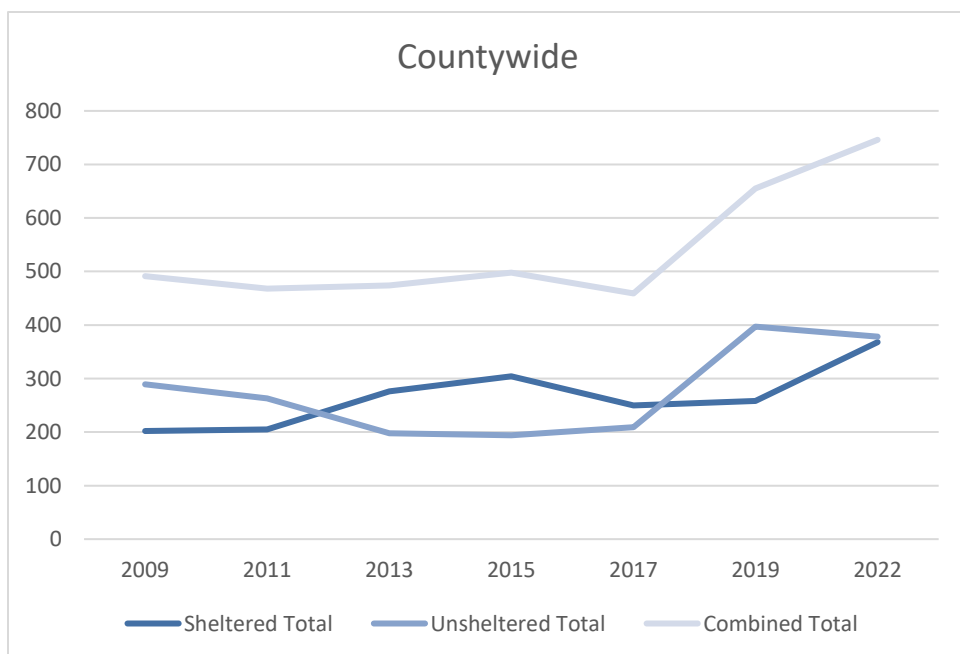
HOMELESSNESS ON A SINGLE NIGHT (FEBRUARY 22, 2022)



Number of individuals experiencing homelessness per 10,000 residents			
Jurisdiction	2017	2019	2022
Davis	21.4	27.2	27.9
West Sacramento	32.8	35.6	53.8
Woodland	22.8	39.5	44.4
Winters and Rural	2.3	9.06	3.2
Total Countywide	21.4	29.4	33.7

Based on population estimates from the California Department of Finance.

HOMELESSNESS OVER TIME (2009—2022)

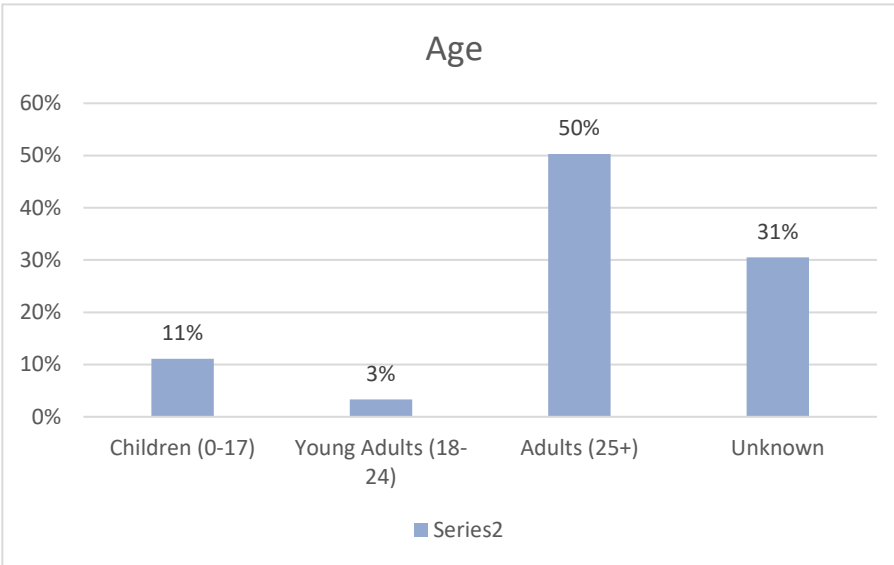


Up
13.9%
from
2019

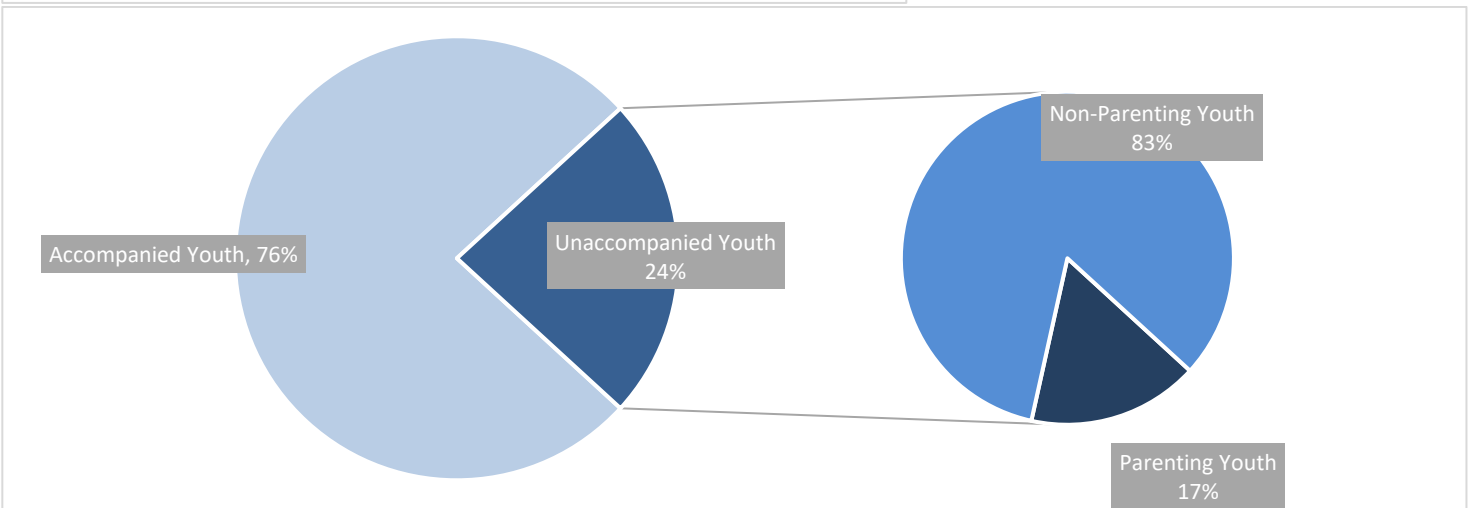
Up
51.9%
from
2009

Demographics

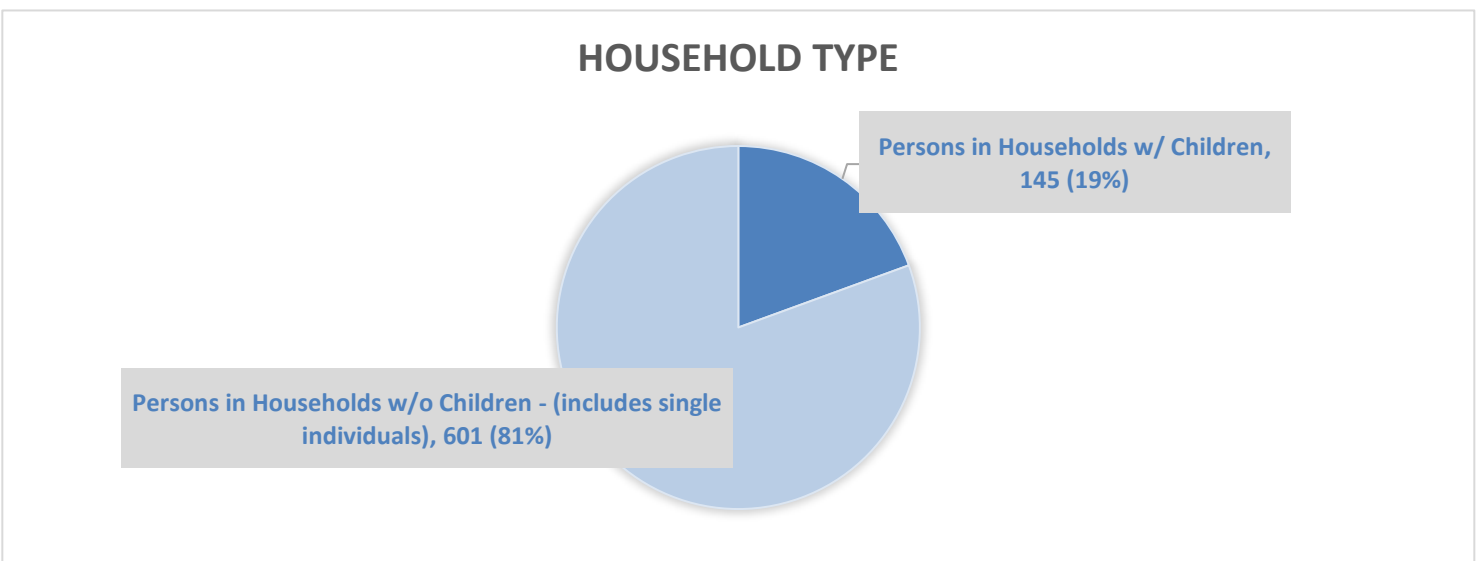
AGE



Sheltered vs. Unsheltered		
Age Group	Sheltered	Unsheltered
Children (0-17)	83	4
Young Adults (18-24)	17	9
Adults (25+)	39	355
Unknown	229	10

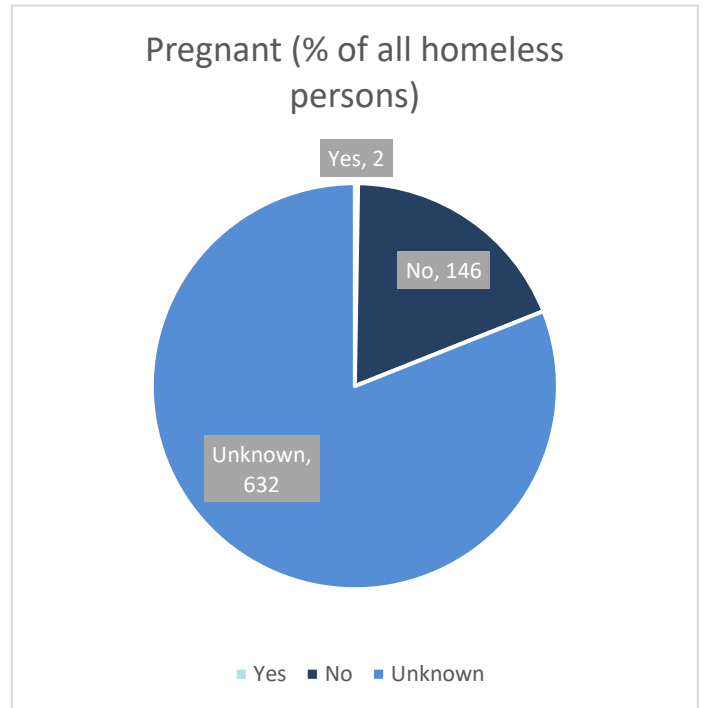
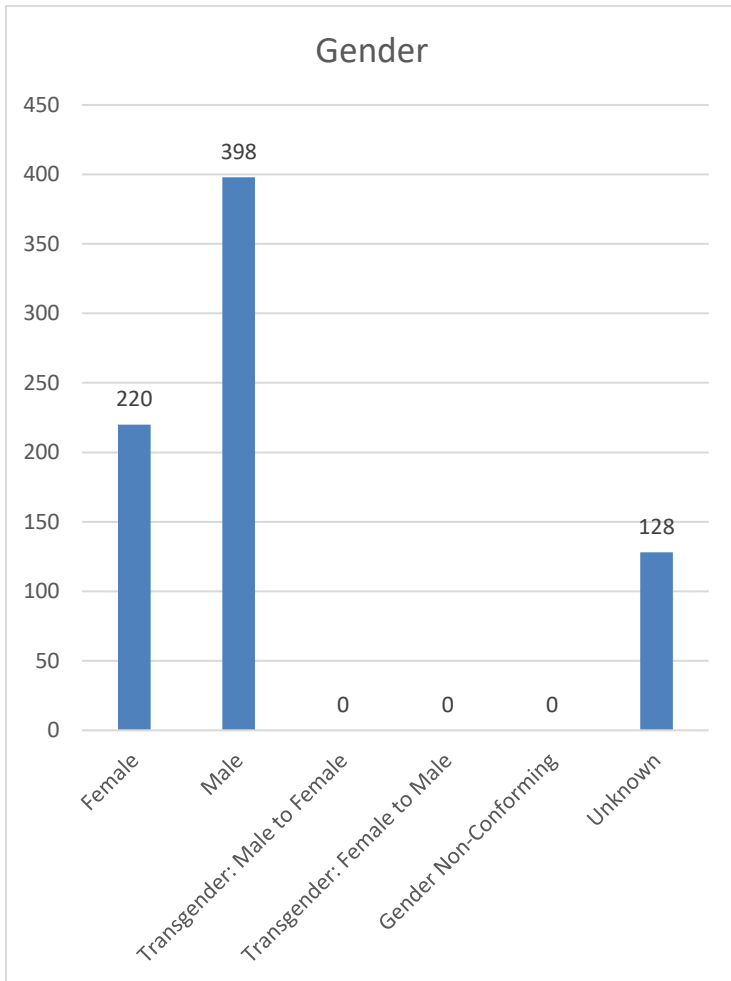


HOUSEHOLD STATUS



GENDER IDENTITY

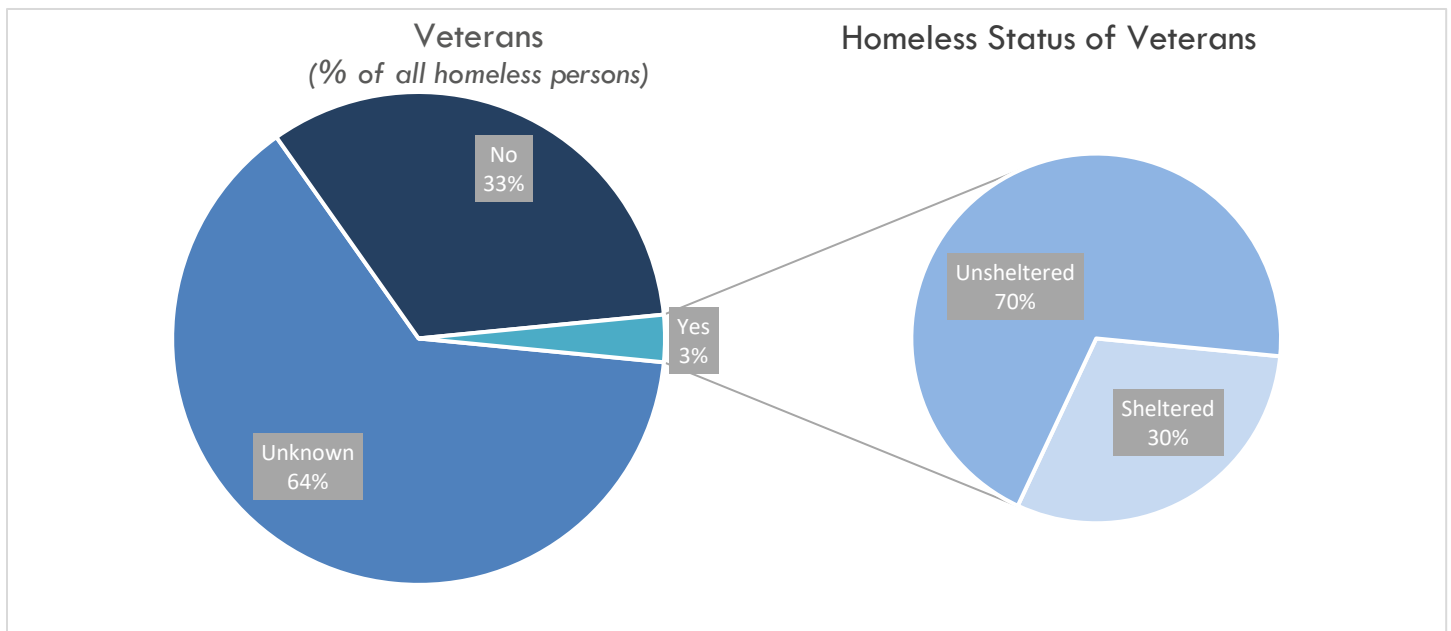
PREGNANCY STATUS



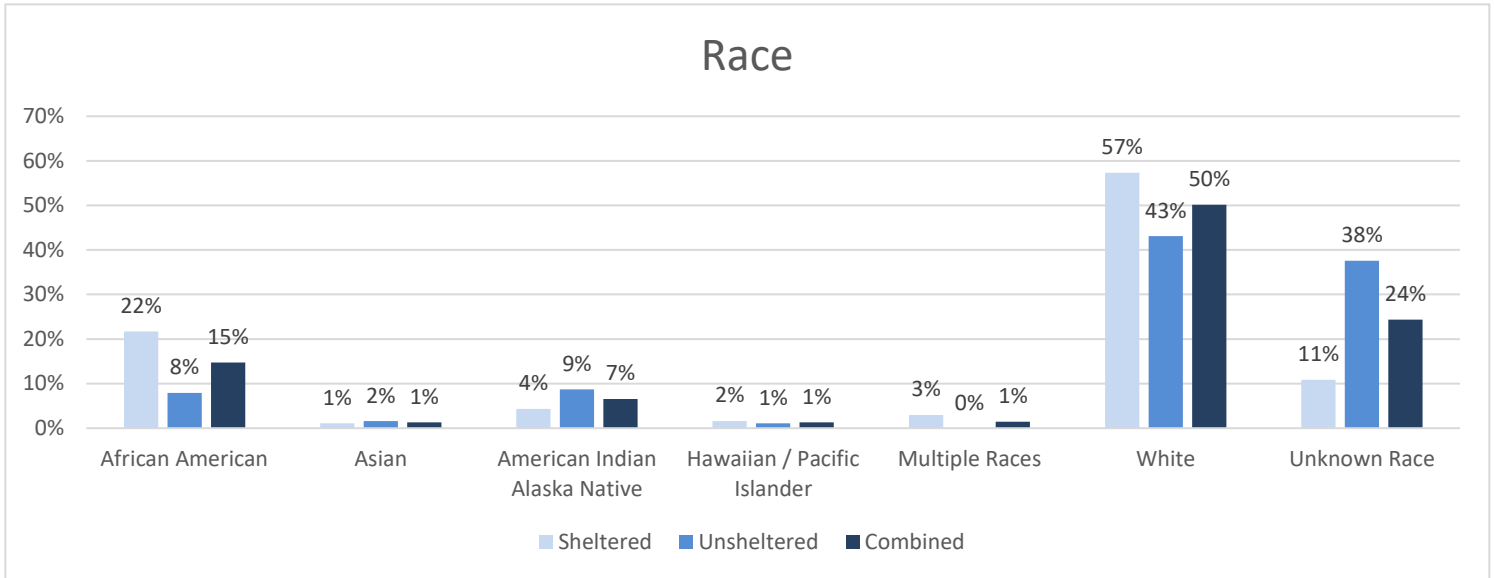
Pregnancy Status Over Time

	2017	2019	2022
Sheltered	2	5	2
Unsheltered	3	1	0
Total	5	6	2

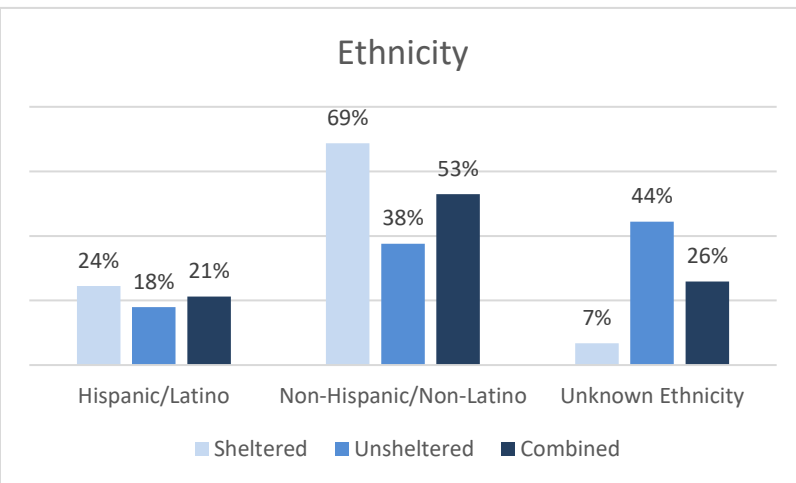
VETERAN STATUS



RACE



ETHNICITY



Yolo County vs. Yolo Homeless

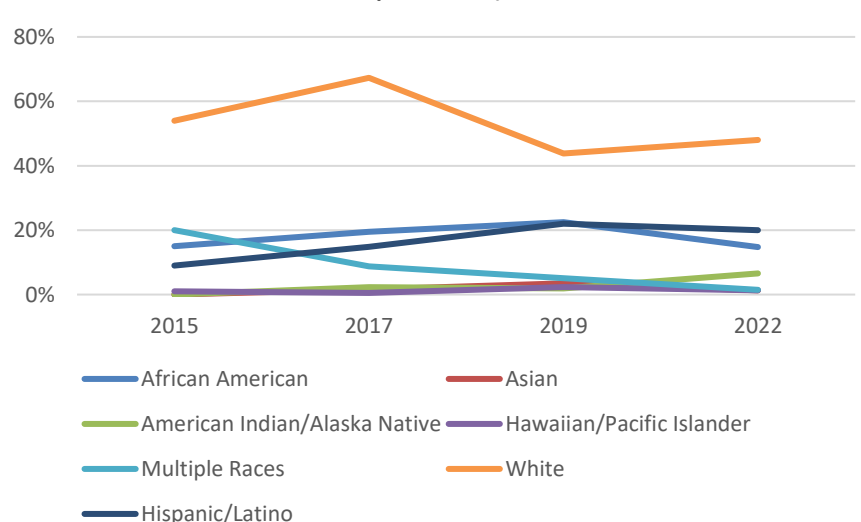
Race/Ethnicity	Countywide	Homeless Count	Difference
African American	2.6%	14.8%	12.1%
Asian	14.4%	1.3%	-13.1%
American Indian Alaska Native	0.6%	6.6%	6.0%
Hawaiian Pacific Islander	0.5%	1.3%	0.8%
Multiple Races	9.7%	1.5%	-8.2%
White	66.4%	50.1%	-16.3%
Hispanic/Latino	35.6%	24.4%	-7.3%

Based on population estimates from the US Census Bureau (<https://data.census.gov/cedsci/table?q=demographic%20in%20yolo%20county&tid=ACSDP5Y2020.DP05->)

Homeless Status by Race/Ethnicity

Race/ Ethnicity	Sheltered	Unsheltered	Total Count
African American	21.7%	7.9%	14.7%
Asian	1.1%	1.6%	1.3%
American Indian Alaska Native	4.3%	8.7%	6.6%
Hawaiian Pacific Islander	1.6%	1.1%	1.3%
Multiple Races	3.0%	0.0%	1.5%
White	57.3%	43.1%	50.1%
Hispanic/ Latino	10.9%	37.6%	24.4%

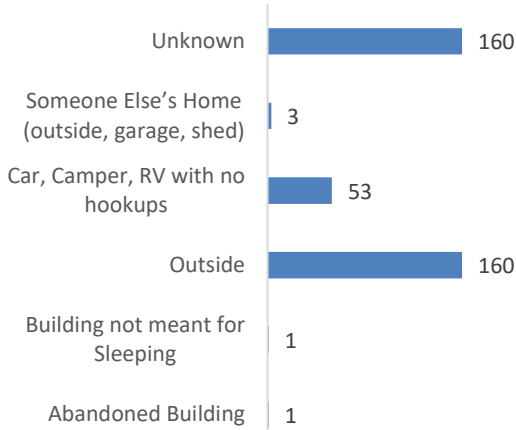
Race/Ethnicity Over Time (% of all homeless persons)



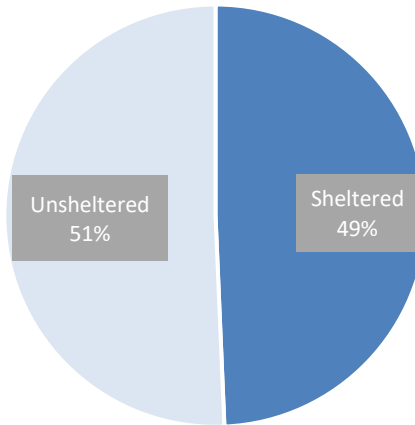
Homeless Status

LOCATION

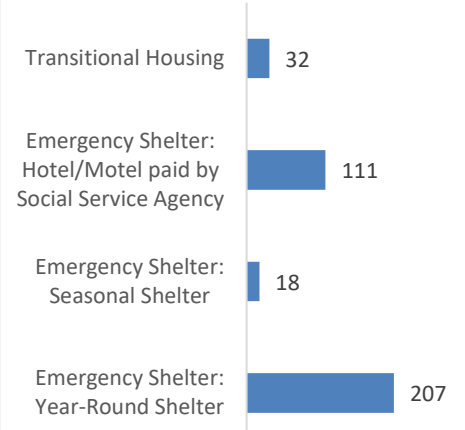
Unsheltered Locations



Homeless Status



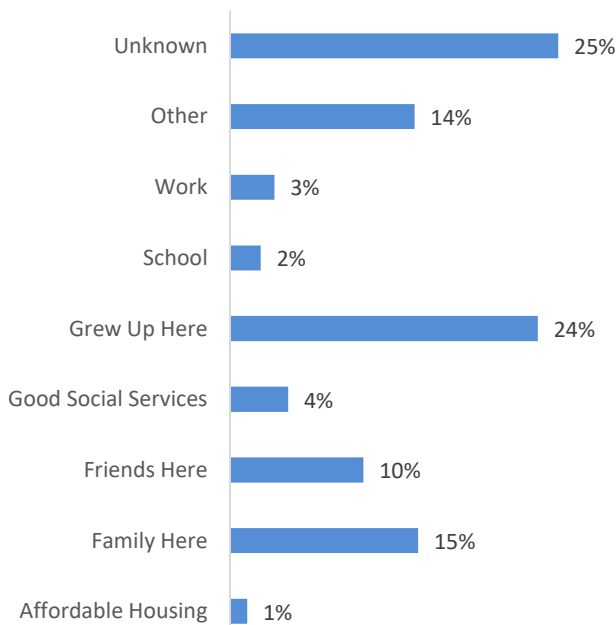
Sheltered Locations



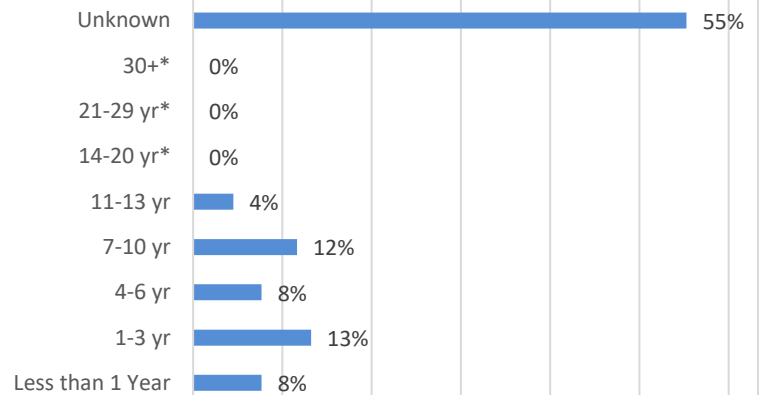
HISTORY OF HOMELESSNESS IN YOLO COUNTY – UNSHELTERED ONLY

Questions related to History of Homelessness in Yolo County were only asked of individuals experiencing **unsheltered** homelessness.

Reason for Coming to Yolo County



Length of Stay



Where Lived Prior to Yolo County

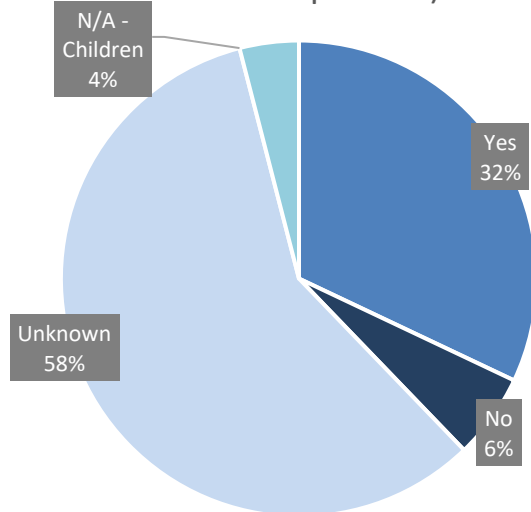
Lived in Yolo County All Life	22%	Other State	10%
Sacramento	13%	Other Country	2%
Other CA	22%	Unknown	31%

*Year range was not requested in this year's count, but is included as an area of improvement to ensure it is included in future counts

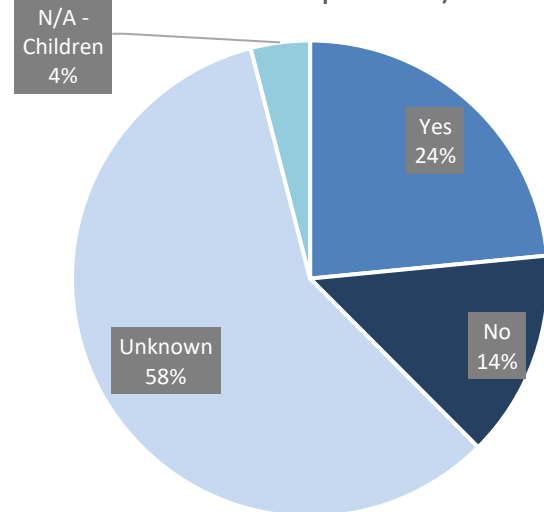
CHRONIC HOMELESSNESS

Questions related to Chronic Homelessness were only asked of **adults** experiencing both sheltered and unsheltered homelessness.

Long-Term Homelessness (% of all homeless persons)



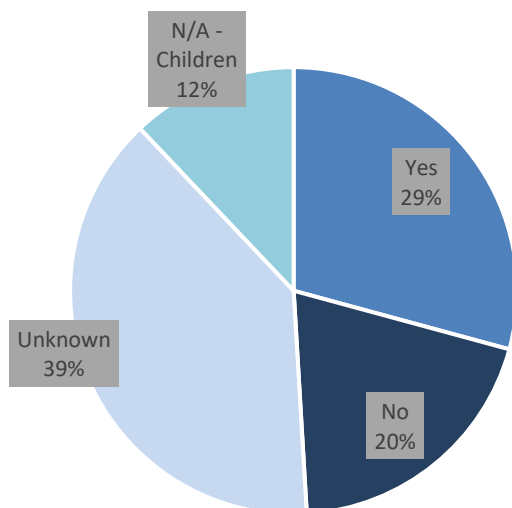
Frequently Homeless (% of all homeless persons)



Long-Term Homeless is defined as continuously homeless for 12 months or longer.

Frequently Homeless is defined as homeless on at least 4 separate occasions within the last 3 years.

Chronically Homeless per HUD Definition (% of all homeless persons)



The Department of Housing and Urban Development (HUD) considers an individual to be "**Chronically Homeless**" when:

- 1) the individual has been homeless for at least 12 consecutive months, or homeless on at least 4 separate occasions, totaling 12 months or more, within the last 3 years;

AND

- 2) can be diagnosed with PTSD, a serious mental illness, substance use disorder, a developmental disability, or a cognitive or physical illness or disability.

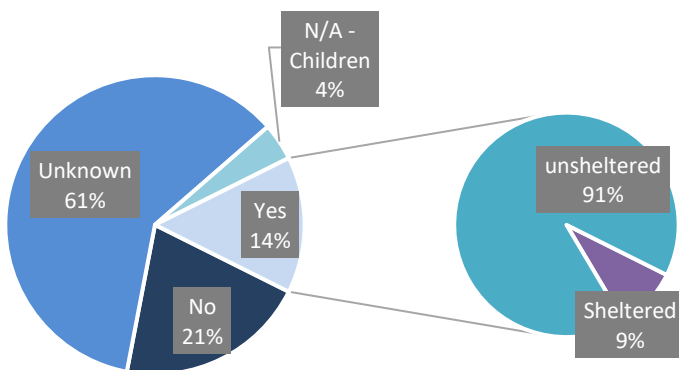
Health Status

PREVALENCE OF HEALTH ISSUES

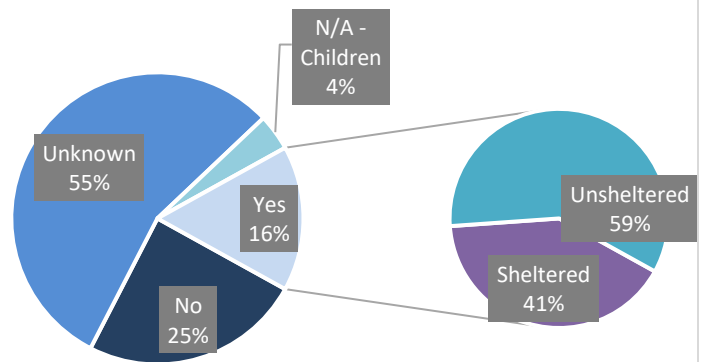
Questions related to Health Status were only asked of **adults** experiencing both sheltered and unsheltered homelessness.

It is important to note that since the data is self-reported, percentages likely underestimate true prevalence for all health status categories and number of health issues.

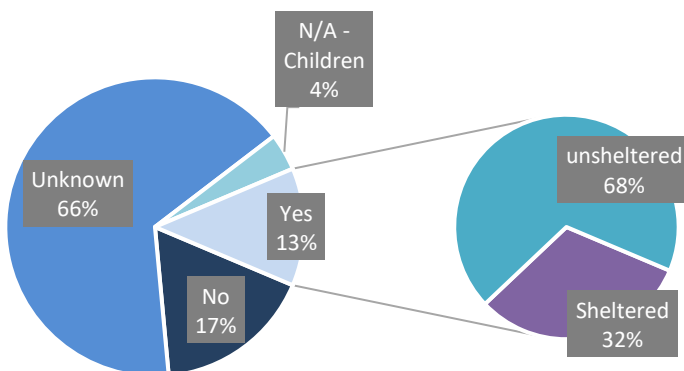
Post Traumatic Stress Disorder (PTSD)



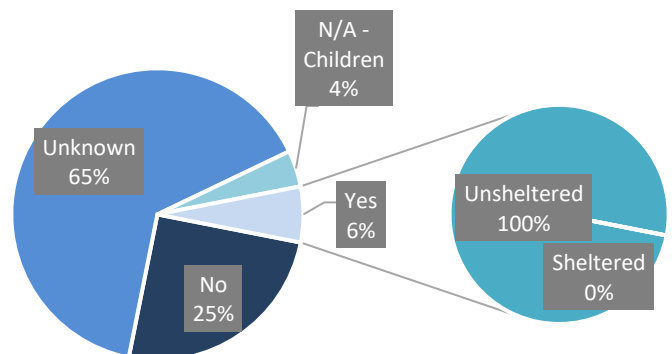
Serious Mental Illness (SMI)



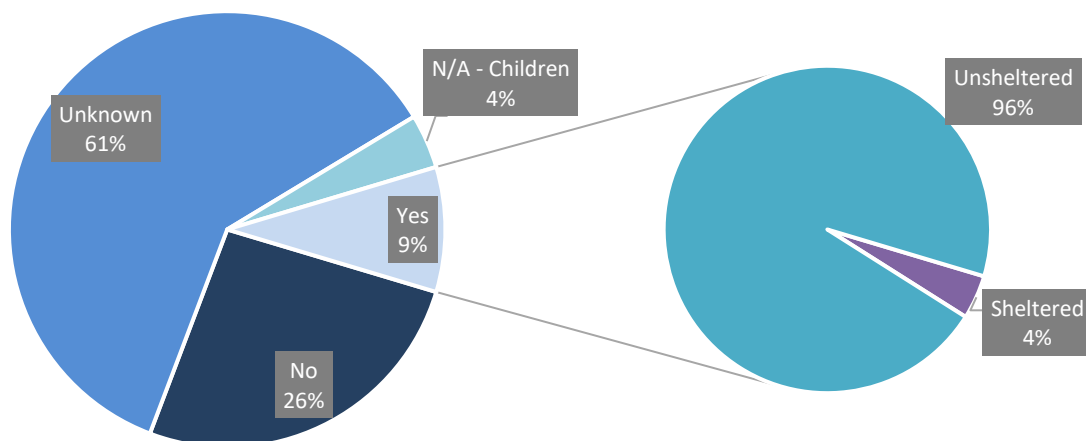
Substance Use Disorder (SUD)



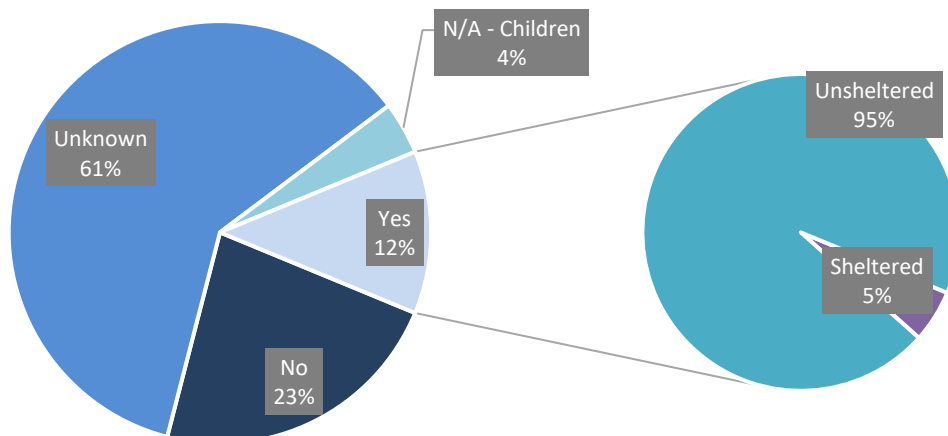
Co-occurring Mental Health & Substance Use Disorders (COD)



Developmental Disability

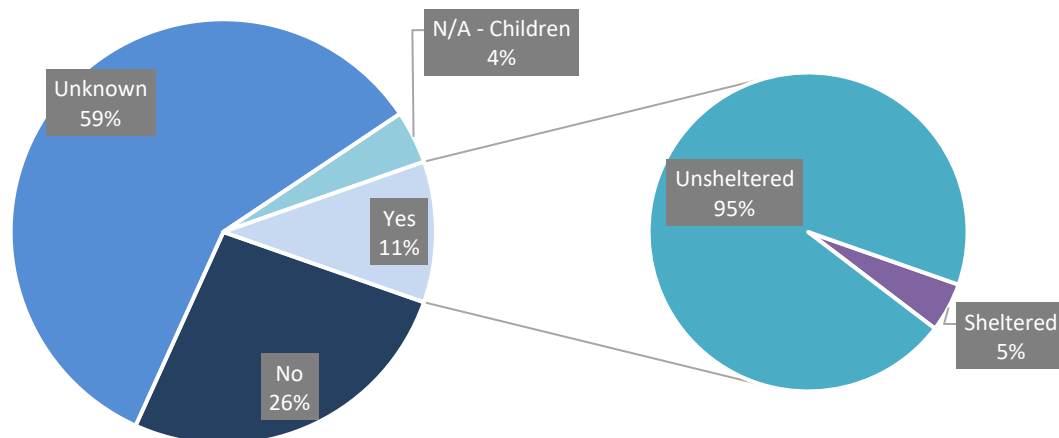


Physical Illness or Disability



DISABILITY BENEFITS

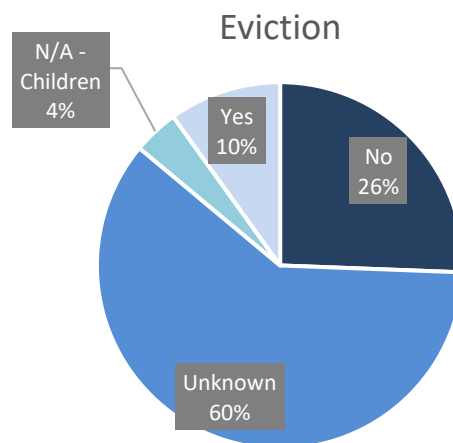
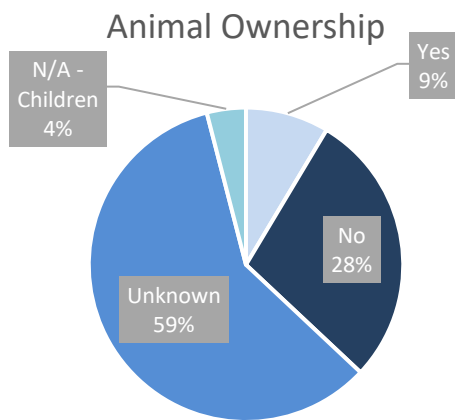
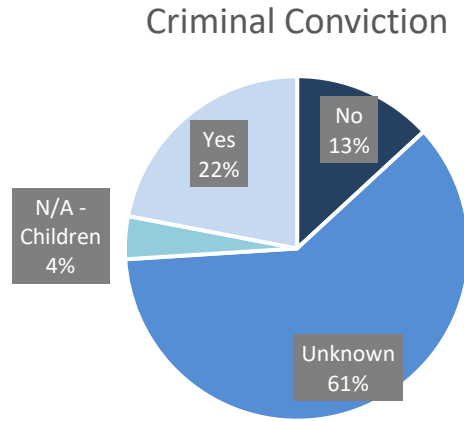
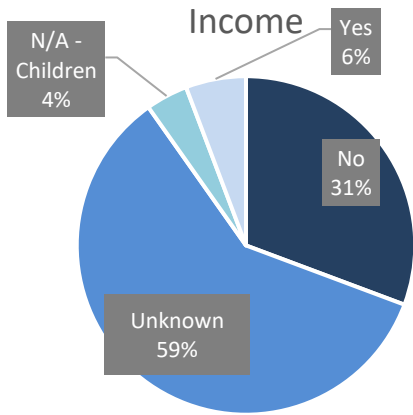
Disability Benefits



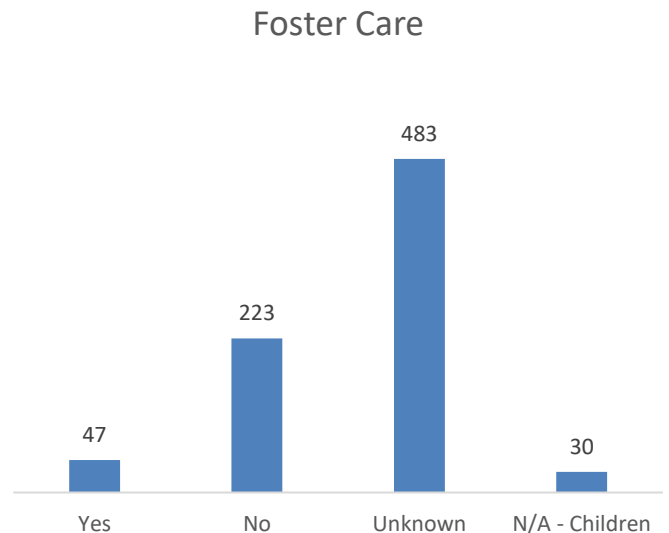
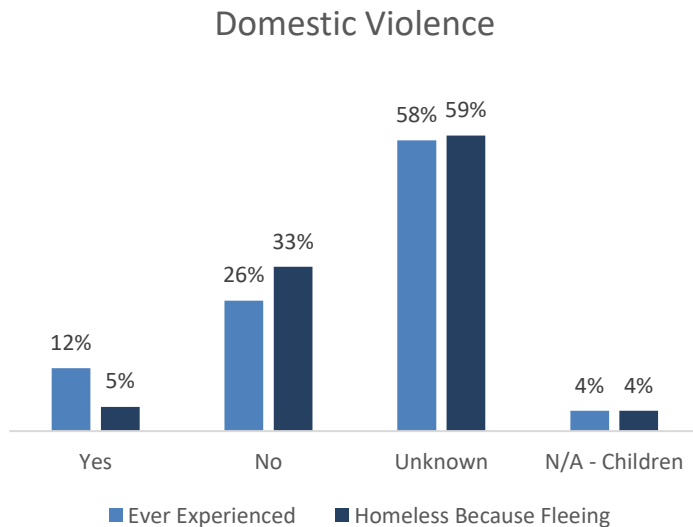
Personal Information

Questions related to Personal Information were only asked of **adults** experiencing both sheltered and unsheltered homelessness.

POTENTIAL BARRIERS TO HOUSING



BACKGROUND



Appendices

Appendix A

BACKGROUND AND AFTER-ACTION REPORT

BACKGROUND

The Yolo County Homeless and Poverty Action Coalition conducted its 2022 Homeless Count on February 22, 2022. The Homeless Count, also known as the Point-in-Time Count, is a survey of individuals and families identified as experiencing sheltered or unsheltered homelessness within the boundaries of Yolo County typically conducted on a single night in January. In 2022, the Homeless Count was initially scheduled for January 25, 2022, however, due a rising surge in COVID-19 cases, HUD granted an extension to the deadline to conduct the count, and the Homeless Count was conducted on February 22, 2022, after COVID-19 case rates declined.

Reason for Conducting the Count

The U.S Department of Housing and Urban Development (HUD) requires all communities that receive grant funding from HUD for addressing homelessness to conduct an annual count of people experiencing sheltered homelessness and a bi-annual count of people experiencing unsheltered homelessness. A sheltered and unsheltered count was scheduled to be conducted in 2021, however, due to the COVID-19 pandemic, HUD granted an exception only requiring a sheltered count and postponed the unsheltered count to 2022. 2022 was a year in which HUD requires both a sheltered and unsheltered count.

In addition to allowing the community to secure grant funding from HUD, the count data can be used when applying for funding from other sources, provides detailed information on the demographics and needs of people experiencing homelessness in Yolo, and allows homeless service providers in Yolo to target their services to meet the specific needs of those they serve.

Scheduling the Count

HUD requires that all communities conduct the count on a single night during the last ten days of January, to allow for consistency in comparing count data across communities. Each community may select the date of the count, within the ten-day timeframe. In 2022, an extension to the count timeframe was granted due to a rising surge in COVID-19 cases, and the count was rescheduled to the last ten days of February and was ultimately conducted on February 22, 2022.

Definition of Homelessness

HUD has developed a definition of homelessness that guides our count activities, as follows:

A person is considered homeless only when he or she is:

- living in places not meant for human habitation, or
- living in an emergency shelter, or
- living in transitional housing for the homeless but originally came from the streets or an emergency shelter, or
- staying in a motel paid for by a public or private agency because the person or family is homeless.

Anyone who does not meet this definition cannot be included in the count data that is reported to HUD.

Limitations of the Count

When considering the numbers in the count it is important to recognize that they reflect only those persons identified as homeless within the county on a single day. Many people move in and out of homelessness during the course of a year, meaning that the actual number of people experiencing homeless in 2022 may be much higher than the numbers included in this report.

Additionally, the count does not include people who are doubled up in conventional housing; people who are couch surfing; adults living in a mental health facility, chemical dependency facility, criminal justice facility, or permanent supportive housing; or youth living in residential treatment facilities, emergency foster care, or detention facilities. People living in these circumstances do not meet the HUD definition of homelessness, and therefore, cannot be included in the count.

AFTER-ACTION REPORT

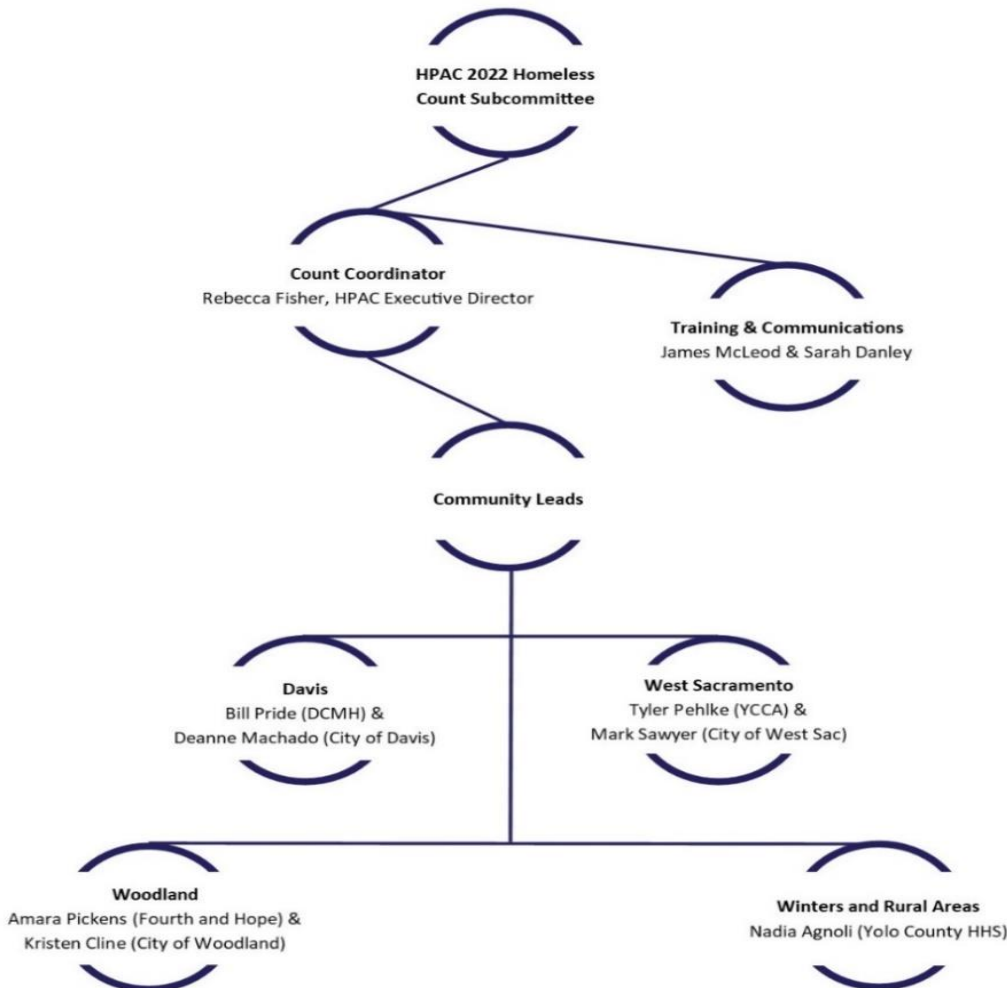
Homeless Count Planning Structure

In April 2022, the HPAC Data Subcommittee met to review the collected data before preparing the official report to HUD. The group included representatives from all four major Cities, several County programs, and numerous local homeless service providers. The flow chart below features this year’s count organizational structure.



Yolo County Homeless and Poverty Action Coalition (HPAC)

2022 Homeless Count Planning Structure



The count was led by the HPAC executive. It should be noted that the executive director position was only filled from November 2021 through February 2022 and was not filled for the remaining of the PIT process. This vacancy led to additional requirements on other HPAC leadership and HHS staff. Leads in each community were responsible for local volunteer recruitment and training, coordinating activities on the day of the count, and distributing any incentives that were available to count participants. Each Lead developed a plan for implementation of the count in their community and shared with the larger Planning Group at their final meeting before the count.

In the City of Davis, the count was conducted from 8am to 2pm. There was a total of six teams that canvassed the city. Those conducting the count used a mixture of paper surveys and electronic surveys. To complete the count, the City of West Sacramento was divided into four zones. Two groups of enumerators conducted the count in the north area of the city and a third group conducted the count in the West Capitol corridor. The last group of volunteers took the Southport area. In the City of Woodland, the count was conducted from 7 a.m. to 3 p.m. with the City divided into five zones and teams of two to three person assigned to each zone. With the exception of one person, all persons working on the count used an application on their phones to conduct the count of homeless individuals. The weather conditions were marginal with morning temperatures in the 30-33-degree range when the count was started and wind gusts during the day of up to 20 miles per hour.

Successes

- Planning process was inclusionary and collaborative.
- Appointing Community Leads allowed the local experts to develop a count plan that made sense for the unique needs of each area.
- Jurisdictions offered incentives to clients who participated in the survey. City of West Sacramento offered Subway gift cards. City of Woodland offered Subway and McDonalds gift cards to each individual who attempted to engage in the survey. The City of Davis also offered gift cards and toiletries. Overall, the effort was well organized, and, in at least the City of Davis, there were more volunteers than needed.

Challenges

- Some key stakeholders did not participate in the count planning process, including some homeless service providers, school district representatives, library staff, and current and/or formerly homeless persons.
- Lack of dedicated and/or communitywide funding for count activities.
- Though important information such as racial equity concerns among those experiencing homelessness, adding additional racial equity questions to the PIT lengthened the time to complete the survey. It was also noted that racial equity questions could be triggering for some individuals, but there was no support provided.
- Feedback from several individuals noted the length of time to complete the survey was long resulting in incomplete surveys.

Recommended Improvements

- Ensure broad participation from the beginning by reaching out to key stakeholders in advance of the first meeting, with a focused effort on ensuring that all agencies who offer homeless service projects are included.
- If Community Lead organizational structure is the model for the next count, collect plans from Community Leads at least one month in advance of the count.
- Reduce and simplify questions to collect the most relevant and meaningful data
- Finalize and release survey at least one month in advance of the count.
- Apply for grants or other funding to provide count-specific financial support including money for purchasing count incentives.

Count Date and Methodology

In 2022, HUD required that the count occur on one night within the last ten calendar days in February. Yolo County selected the count date of Tuesday, February 22, 2022.

While HPAC conducted the majority of count activities on the morning of February 23rd, additional count activities occurred over the course of the seven days following the night of Tuesday, February 22nd. This approach, known as a post-night count, allows enumerators several days to ensure a complete canvassing of the community. The majority of individuals counted in this way were those who had been sheltered in Emergency Shelter or Transitional Housing on the night of February 22, 2022. The one potential drawback to the “post-night count” approach is that it increases the chances of double counting. In an effort to avoid double counting, enumerators collected the initials as well as

birth month and year of each participant. While not personally identifying, the information helps to flag any potential duplicates post-count.

In terms of methodology, HPAC used a mixed-methods approach consisting of the following:

- Complete census count
 - In this approach, teams of enumerators canvassed Yolo County's entire geography and searched for persons experiencing unsheltered homelessness.
- Known location count
 - This approach identified locations where there were known encampments and sent enumerators there.
- Service-based count
 - This approach placed enumerators at social service centers and other locations where persons experiencing homelessness may access assistance.

Successes

- Usage of the "post-night count" methodology, proved effective in identifying additional persons experiencing homelessness on the count date.

Challenges

- Since one specific day for each community was not set, most communities conducted their major activities on the same day. This decreased the pool of trained staff that could have assisted in multiple communities.

Recommended Improvements

- Continue with usage of "post-night count" methodology.
- Discuss the benefits and drawbacks of staggering the major activities within communities by designating set days.

Survey Forms and Data

In 2022, HPAC utilized three different survey forms:

1. For those experiencing sheltered homelessness
2. For those experiencing unsheltered homelessness
3. For those that were visually counted, but not surveyed

The majority of surveys were completed utilizing Survey 123. Yolo County's geographic information system (GIS) manager worked with HPAC to create the electronic survey and offer training on how to complete the surveys. Paper surveys were available as a last resort and very few were used. In instances where paper surveys were used, the Community Leads were responsible for entering the information into Survey 123 and uploading the data by the end of the month.

Unlike previous years, the survey was not required for individuals enrolled in a sheltered program that entered data in HMIS. Sheltered data from the survey was combined with the sheltered data from HMIS to complete the required HUD PIT report. The intent was to decrease work time for providers and enumerators and to negate a duplication of efforts by not requiring surveys for the data that can be obtained through HMIS reports.

County staff also completed data review, clean up, and created and submitted the HUD count report. The reports required by HUD were reviewed by HPAC prior to submission.

For the 2022 Homeless Count Surveys for sheltered and unsheltered individuals, several questions were added to the end of the survey regarding racial equity in homeless services delivery in Yolo County. These questions were

added in order to provide data for the HPAC Technical Subcommittee as they develop Racial Equity policies and procedures for HPAC.

Successes

- The electronic survey process worked well and included easy-to-follow directions and relevant questions.
- Collecting the initials as well as birth month and year served as an important cross reference for de-duplication purposes.
- Racial Equity questions provide valuable data to assist in shaping policies and procedures for HPAC regarding Racial Equity going forward.

Challenges

- The time to complete the electronic survey was longer than completing paper surveys in the past
- The number of questions on the surveys seemed too long; many participants appeared to lose interest in completing the survey about halfway through.
- Though data obtained through HMIS was sufficient to complete the required HUD reports, HMIS reports lacked the data for the additional questions added to the survey by HPAC. This made it difficult to provide a jurisdictional breakdown and led to many answers for sheltered individuals being marked as “Unknown.”
- In previous years, Community Leads collected paper surveys and were able to review before submitting them to the County.
- Data entry errors by enumerators and HMIS users led to HUD data submission errors.
- Length of stay was not requested over 13 years. In future counts ranges for 13+ years will be included.

Recommended Improvements

- Continue collecting the initials as well as birth month and year to assist with de-duplication efforts.
- Don't use HMIS reports to obtain data. Require surveys for both sheltered and unsheltered individuals and obtain data solely through surveys.
- Explore options of how to fully utilize the data contained in the HMIS rather than individual surveys for future counts (e.g., Provide more hands-on training to shelter providers to help them prepare for the count verify data quality.)
- Schedule one-on-one time with shelter providers to review their electronic surveys and confirm they match with HMIS data.
- Schedule time for Community leads to review raw data for errors before HUD submission.
- Complete the local report before submitting the HUD report

Communications and Training

Training was provided to individuals assisting with conducting the 2022 Homeless Count in order to ensure consistent messaging among providers and enumerators about the count purpose and expressing needs for assistance.

Successes

- Training was offered on multiple dates and at varying times in order to offer choices convenient for all participants.
- Training was conducted in a remote virtual format for convenience and to reduce exposure to COVID-19 among participants.

Challenges

- Despite the countywide training session, the level of training still differed among communities, which may have affected the quality of data collection.

Recommended Improvements

- Continue to have early discussions about communication and training needs.
 - As opposed to other communities who publicize their counts and seek community involvement, Yolo has historically chosen not to advertise its count and relied more on trained staff than volunteers. This is largely because Yolo's geographic area is small enough to be thoroughly canvassed by already existing staff, but also because Yolo lacks the bandwidth to provide sufficient volunteer training and management. Despite this, it is important to revisit this discussion for every count and understand the tradeoffs involved with these decisions.
- Ensure that all Community Leads are able to participate in training sessions.
 - Encourage Community Leads to establish leadership and delineate tasks early in the planning process.
- Hold an "on the ground" strategy session for Community Leads to discuss their plans for implementing the count activities in the field and establish clear methods for communication on the day of the count.

Appendix B

DATA TABLES

Homelessness on a Single Night (February 22, 2022)

	Davis	West Sacramento	Woodland	Winters and Rural	Total Countywide
Sheltered	67	185	113	3	368
Unsheltered	114	99	154	11	378
Combined Total	181	284	267	14	746

Homelessness Over Time (2009-2022)

	2009	2011	2013	2015	2017	2019	2022
Sheltered							
Davis Sheltered	80	69	91	79	83	76	67
West Sacramento Sheltered	29	19	39	87	87	107	185
Woodland Sheltered	93	117	146	138	80	75	113
Winters and Rural Sheltered	0	0	0	0	0	0	3
Sheltered Total	202	205	276	304	250	258	368
Unsheltered							
Davis Unsheltered	34	48	23	52	63	114	114
West Sacramento Unsheltered	201	173	126	80	87	85	99
Woodland Unsheltered	52	34	40	54	51	163	154
Winters and Rural Unsheltered	2	8	9	8	8	35	11
Unsheltered Total	289	263	198	194	209	397	378
Combined							
Davis Combined	114	117	114	131	146	190	181
West Sacramento Combined	230	192	165	167	174	192	284
Woodland Combined	145	151	186	192	131	238	267
Winters and Rural Combined	2	8	9	8	8	35	14
Combined Total	491	468	474	498	459	655	746

Demographics

Household Status - Persons

	Davis	West Sacramento	Woodland	Winters and Rural	Total Countywide
Sheltered					
Persons in Households with Children	28	74	37	0	139
Persons in Households w/o Children - (includes single individuals)	39	111	76	3	229
Persons in Households with Children only	0	0	0	0	0
Sheltered Total	67	185	113	3	368
Unsheltered					
Persons in Households with Children	0	0	6	0	6
Persons in Households w/o Children - (includes single individuals)	114	99	148	11	372
Unsheltered Total	114	99	154	11	378
Combined					
Persons in Households w/ Children	28	74	43	0	145
Persons in Households w/o Children - (includes single individuals)	153	210	224	14	601
Persons in Households with Children only	0	0	0	0	0
Combined Total	181	284	267	14	746

Age

	Davis	West Sacramento	Woodland	Winters and Rural	Total Countywide
Sheltered					
Children (0-17)	18	6	2	0	26
Young Adults (18-24)	9	15	12	0	36
Adults (25+)	35	100	70	0	205
Unknown	5	64	29	3	101
Sheltered Total	67	185	113	3	368
Unsheltered					
Children (0-17)	0	0	4	0	4
Young Adults (18-24)	2	3	3	1	9
Adults (25-54)	72	68	106	6	252
Older Adults (55+)	39	22	41	1	103
Unknown	1	6	0	3	10
Unsheltered Total	114	99	154	11	378
Combined					
Children (0-17)	18	6	6	0	30
Young Adults (18-24)	11	18	15	1	45
Adults (25-54)	107	168	176	6	457
Older Adults (55+)	39	22	41	1	103
Unknown	6	70	29	6	111
Combined Total	181	284	267	14	746

Gender					
	Davis	West Sacramento	Woodland	Winters and Rural	Total Countywide
Sheltered					
Female	35	61	23	0	119
Male	32	59	52	0	143
Transgender: Male to Female	0	0	0	0	0
Transgender: Female to Male	0	0	0	0	0
Gender Non-Conforming	0	0	0	0	0
Unknown	0	65	38	3	106
Sheltered Total	67	185	113	3	368
Unsheltered					
Female	25	26	49	1	101
Male	85	62	104	4	255
Transgender: Male to Female	0	0	0	0	0
Transgender: Female to Male	0	0	0	0	0
Gender Non-Conforming	0	0	0	0	0
Unknown	4	11	1	6	22
Unsheltered Total	114	99	154	11	378
Combined					
Female	60	87	72	1	220
Male	117	121	156	4	398
Transgender: Male to Female	0	0	0	0	0
Transgender: Female to Male	0	0	0	0	0
Gender Non-Conforming	0	0	0	0	0
Unknown	4	76	39	9	128
Combined Total	181	284	267	14	746

Veteran Status					
	Davis	West Sacramento	Woodland	Winters and Rural	Total Countywide
Sheltered					
Yes	1	2	4	0	7
No	21	4	9	0	34
Unknown	45	179	100	3	327
Sheltered Total	67	185	113	3	368
Unsheltered					
Yes	4	5	7	0	16
No	68	56	90	0	214
Unknown	42	38	57	11	148
Unsheltered Total	114	99	154	11	378
Combined					
Yes	5	7	11	0	23
No	89	60	99	0	248
Unknown	87	217	157	14	475
Combined Total	181	284	267	14	746
Pregnant					
	Davis	West Sacramento	Woodland	Winters and Rural	Total Countywide
Sheltered					
Yes	2	0	0	0	2
No	40	8	11	0	59
Unknown	25	177	102	3	307
Sheltered Total	67	185	113	3	368
Unsheltered					
Yes	0	0	0	0	0
No	32	19	34	2	87
Unknown	82	80	120	9	291
Unsheltered Total	114	99	154	11	378
Combined					
Yes	2	0	0	0	2
No	72	27	45	2	146
Unknown	107	257	222	12	598
Combined Total	181	284	267	14	746

Race					
	Davis	West Sacramento	Woodland	Winters and Rural	Total Countywide
Sheltered					
African American	11	19	13	0	43
Asian	4	0	0	0	4
American Indian/Alaska Native	1	2	3	0	6
Hawaiian/Pacific Islander	2	1	2	0	5
Multiple Races	0	7	0	0	7
White	35	81	47	0	163
Unknown	14	75	48	3	140
Sheltered Total	67	185	113	3	368
Unsheltered					
African American	9	12	9	0	30
Asian	1	3	2	0	6
American Indian/Alaska Native	9	11	13	0	33
Hawaiian/Pacific Islander	1	2	1	0	4
Multiple Races	0	0	0	0	0
White	39	43	81	0	163
Unknown	55	28	48	11	142
Unsheltered Total	114	99	154	11	378
Combined					
African American	20	31	22	0	73
Asian	5	3	2	0	10
American Indian/Alaska Native	10	13	16	0	39
Hawaiian/Pacific Islander	3	3	3	0	9
Multiple Races	0	7	0	0	7
White	74	124	128	0	326
Unknown	69	103	96	14	282
Combined Total	181	284	267	14	746
Ethnicity					
	Davis	West Sacramento	Woodland	Winters and Rural	Total Countywide
Sheltered					
Hispanic/Latino	13	30	26	0	69
Non-Hispanic/Non-Latino	48	88	47	0	183
Unknown	6	67	40	3	116
Sheltered Total	67	185	113	3	368
Unsheltered					
Hispanic/Latino	20	21	27	0	68
Non-Hispanic/Non-Latino	25	47	70	0	142
Unknown	69	31	57	11	168
Unsheltered Total	114	99	154	11	378
Combined					
Hispanic/Latino	33	51	53	0	137
Non-Hispanic/Non-Latino	73	135	117	0	325
Unknown	75	98	97	14	284
Combined Total	181	284	267	14	746

Homeless Status					
<i>Sleeping Location</i>					
	Davis	West Sacramento	Woodland	Winters and Rural	Total Countywide
Sheltered					
Emergency Shelter: Year-Round Shelter	37	64	68	0	41
Emergency Shelter: Seasonal Shelter	18	0	0	0	18
Emergency Shelter: Hotel/Motel paid by Social Service Agency	1	111	34	3	30
Transitional Housing	11	10	11	0	17
Sheltered Total	75	10	18	3	106
Unsheltered					
Abandoned Building	0	0	1	0	1
Building not meant for Sleeping	0	0	1	0	1
Outside	55	22	80	3	160
Car, Camper, RV with no hookups	8	18	25	2	53
Someone Else's Home (outside, garage, shed)	3	0	0	0	3
Unknown	48	59	47	6	160
Unsheltered Total	114	99	154	11	378
History of Homelessness in Yolo County					
<i>Length of Stay in Yolo County</i>					
	Davis	West Sacramento	Woodland	Winters and Rural	Total Countywide
Unsheltered					
Less than 1 Year	5	12	12	0	29
1-3 yr	21	11	18	0	50
4-6 yr	13	5	11	0	29
7-10 yr	16	10	18	0	44
11-13 yr	7	5	5	0	17
14-20 yr	0	0	0	0	0
21-29 yr	0	0	0	0	0
30+	0	0	0	0	0
Unknown	52	56	90	11	209
Unsheltered Total	114	99	154	11	378

<i>Reason for Coming to Yolo County</i>					
	Davis	West Sacramento	Woodland	Winters and Rural	Total Countywide
Unsheltered					
Affordable Housing	4	1	0	0	5
Family Here	17	13	25	0	55
Friends Here	14	14	11	0	39
Good Social Services	3	5	9	0	17
Grew Up Here	20	25	45	0	90
School	6	1	2	0	9
Work	3	1	9	0	13
Other	15	21	18	0	54
Unknown					96
Unsheltered Total	82	81	119	0	378
<i>Where Lived Immediately Prior to Yolo County</i>					
	Davis	West Sacramento	Woodland	Winters and Rural	Total Countywide
Unsheltered					
Lived in Yolo County All Life	27	14	43	0	84
Sacramento	7	30	13	0	50
Other CA	39	17	26	0	82
Other State	6	8	22	0	36
Other Country	1	3	4	0	8
Unknown	34	27	46	11	118
Unsheltered Total	114	99	154	11	378

Chronic Homelessness - Adults Only**Long-Term Homeless (Homeless at least 1 yr)**

	Davis	West Sacramento	Woodland	Winters and Rural	Total Countywide
Sheltered					
Yes	2	1	7	0	10
No	13	2	4	0	19
Unknown	34	176	100	3	313
N/A - Children	18	6	2	0	26
Sheltered Total	67	185	113	3	368
Unsheltered					
Yes	74	62	93	0	229
No	6	4	14	0	24
Unknown	34	33	43	11	121
N/A - Children	0	0	4	0	4
Unsheltered Total	114	99	154	11	378
Combined					
Yes	76	63	100	0	239
No	19	6	18	0	43
Unknown	68	209	143	14	434
N/A - Children	18	6	6	0	30
Combined Total	181	284	267	14	746

Frequently Homeless (Homeless at least 4 occasions in last 3 yrs)

	Davis	West Sacramento	Woodland	Rural	Winters and	Total Countywide
Sheltered						
Yes	2	0	3	0	0	5
No	13	3	8	0	0	24
Unknown	34	176	100	3	3	313
N/A - Children	18	6	2	0	0	26
Sheltered Total	67	185	113	3	3	368
Unsheltered						
Yes	62	36	72	0	0	170
No	18	30	33	0	0	81
Unknown	34	33	45	11	11	123
N/A - Children	0	0	4	0	0	4
Unsheltered Total	114	99	154	11	11	378
Combined						
Yes	64	36	75	0	0	175
No	31	33	41	0	0	105
Unknown	68	209	145	14	14	436
N/A - Children	18	6	6	0	0	30
Combined Total	181	284	267	14	14	746

Chronically Homeless per HUD Definition* (Frequently/Long-Term Homeless + Disability)

	Davis	West Sacramento	Woodland	Winters and Rural	Total Countywide
Sheltered					
Yes	5	61	25	0	91
No	35	3	50	0	88
Unknown	9	115	36	3	163
N/A - Children	18	6	2	0	26
Sheltered Total	67	185	113	3	368
Unsheltered					
Yes	30	39	45	0	114
No	38	25	60	0	123
Unknown	46	35	45	11	137
N/A - Children	0	0	4	0	4
Unsheltered Total	114	99	154	11	378
Combined					
Yes	35	100	70	0	205
No	73	28	110	0	211
Unknown	55	150	81	14	300
N/A - Children	18	6	6	0	30
Combined Total	181	284	267	14	746

*The Department of Housing and Urban Development (HUD) considers an individual to be "Chronically Homeless" when: 1) the individual has been homeless for at least 12 consecutive months, or homeless on at least 4 separate occasions, totaling 12 months or more, within the last 3 years; AND 2) can be diagnosed with PTSD, a serious mental illness, substance use disorder, a developmental disability, or a cognitive or physical illness or disability.

Health Status - Adults Only

Post-Traumatic Stress Disorder (PTSD)

	Davis	West Sacramento	Woodland	Winters and Rural	Total Countywide
Sheltered					
Yes	3	0	7	0	10
No	19	4	4	0	27
Unknown	27	175	100	3	305
N/A - Children	18	6	2	0	26
Sheltered Total	67	185	113	3	368
Unsheltered					
Yes	33	27	40	0	100
No	20	40	67	0	127
Unknown	61	32	43	11	147
N/A - Children	0	0	4	0	4
Unsheltered Total	114	99	154	11	378
Combined					
Yes	36	27	47	0	110
No	39	44	71	0	154
Unknown	88	207	143	14	452
N/A - Children	18	6	6	0	30
Combined Total	181	284	267	14	746

Serious Mental Illness (SMI)						
	Davis	West Sacramento	Woodland	Winters and Rural	Total Countywide	
Sheltered						
Yes	6	18	25	0	49	
No	20	4	3	0	27	
Unknown	23	157	83	3	266	
N/A - Children	18	6	2	0	26	
Sheltered Total	67	185	113	3	368	
Unsheltered						
Yes	19	22	30	0	71	
No	31	45	80	0	156	
Unknown	64	32	40	11	147	
N/A - Children	0	0	4	0	4	
Unsheltered Total	114	99	154	11	378	
Combined						
Yes	25	40	55	0	120	
No	51	49	83	0	183	
Unknown	87	189	123	14	413	
N/A - Children	18	6	6	0	30	
Combined Total	181	284	267	14	746	
Substance Use Disorder (SUD)						
	Davis	West Sacramento	Woodland	Rural	Winters and Rural	Total Countywide
Sheltered						
Yes	5	18	7	0	0	30
No	18	4	11	0	0	33
Unknown	26	157	93	3	3	279
N/A - Children	18	6	2	0	0	26
Sheltered Total	67	185	113	3	3	368
Unsheltered						
Yes	38	27	0	0	0	65
No	3	40	52	0	0	95
Unknown	73	32	98	11	11	214
N/A - Children	0	0	4	0	0	4
Unsheltered Total	114	99	154	11	11	378
Combined						
Yes	43	45	7	0	0	95
No	21	44	63	0	0	128
Unknown	99	189	191	14	14	493
N/A - Children	18	6	6	0	0	30
Combined Total	181	284	267	14	14	746

Development Disability					
	Davis	West Sacramento	Woodland	Winters and Rural	Total Countywide
Sheltered					
Yes	0	0	3	0	3
No	20	4	8	0	32
Unknown	29	175	100	3	307
N/A - Children	18	6	2	0	26
Sheltered Total	67	185	113	3	368
Unsheltered					
Yes	20	25	21	0	66
No	31	43	89	0	163
Unknown	63	31	40	11	145
N/A - Children	0	0	4	0	4
Unsheltered Total	114	99	154	11	378
Combined					
Yes	20	25	24	0	69
No	51	47	97	0	195
Unknown	92	206	140	14	452
N/A - Children	18	6	6	0	30
Combined Total	181	284	267	14	746
Physical Illness or Disability					
	Davis	West Sacramento	Woodland	Winters and Rural	Total Countywide
Sheltered					
Yes	1	0	4	0	5
No	21	4	7	0	32
Unknown	27	175	100	3	305
N/A - Children	18	6	2	0	26
Sheltered Total	67	185	113	3	368
Unsheltered					
Yes	22	26	40	0	88
No	26	41	71	0	138
Unknown	66	32	39	11	148
N/A - Children	0	0	4	0	4
Unsheltered Total	114	99	154	11	378
Combined					
Yes	23	26	44	0	93
No	47	45	78	0	170
Unknown	93	207	139	14	453
N/A - Children	18	6	6	0	30
Combined Total	181	284	267	14	746

Co-occurring Mental Health & Substance Use Disorders (COD)					
	Davis	West Sacramento	Woodland	Winters and Rural	Total Countywide
Sheltered					
Yes	0	0	0	0	0
No	24	4	3	0	31
Unknown	25	175	108	3	311
N/A - Children	18	6	2	0	26
Sheltered Total	67	185	113	3	368
Unsheltered					
Yes	13	14	19	0	46
No	31	45	80	0	156
Unknown	70	40	51	11	172
N/A - Children	0	0	4	0	4
Unsheltered Total	114	99	154	11	378
Combined					
Yes	13	14	19	0	46
No	55	49	83	0	187
Unknown	95	215	159	14	483
N/A - Children	18	6	6	0	30
Combined Total	181	284	267	14	746
Disability Benefits					
	Davis	West Sacramento	Woodland	Rural Winters and	Total Countywide
Sheltered					
Yes	0	0	4	0	4
No	15	4	7	0	26
Unknown	34	175	100	3	312
N/A - Children	18	6	2	0	26
Sheltered Total	67	185	113	3	368
Unsheltered					
Yes	24	21	31	0	76
No	50	43	78	0	171
Unknown	40	35	41	11	127
N/A - Children	0	0	4	0	4
Unsheltered Total	114	99	154	11	378
Combined					
Yes	24	21	35	0	80
No	65	47	85	0	197
Unknown	74	210	141	14	439
N/A - Children	18	6	6	0	30
Combined Total	181	284	267	14	746

Personal Information – Adults Only						
Income						
	Davis	West Sacramento	Woodland	Winters and Rural	Total Countywide	
Sheltered						
Yes	1	1	3	0	5	
No	14	2	8	0	24	
Unknown	34	176	100	3	313	
N/A - Children	18	6	2	0	342	
Sheltered Total	67	185	113	3	368	
Unsheltered						
Yes	12	8	18	0	38	
No	62	57	86	0	205	
Unknown	40	34	46	11	131	
N/A - Children	0	0	4	0	4	
Unsheltered Total	114	99	154	11	378	
Combined						
Yes	13	9	21	0	43	
No	76	59	94	0	229	
Unknown	74	210	146	14	444	
N/A - Children	18	6	6	0	30	
Combined Total	181	284	267	14	746	
Eviction						
	Davis	West Sacramento	Woodland	Rural	Winters and	Total Countywide
Sheltered						
Yes	2	2	3	0	7	
No	14	2	8	0	24	
Unknown	33	175	100	3	311	
N/A - Children	18	6	2	0	26	
Sheltered Total	67	185	113	3	368	
Unsheltered						
Yes	13	24	30	0	67	
No	59	39	69	0	167	
Unknown	42	36	51	11	140	
N/A - Children	0	0	4	0	4	
Unsheltered Total	114	99	154	11	378	
Combined						
Yes	15	26	33	0	74	
No	73	41	77	0	191	
Unknown	75	211	151	14	451	
N/A - Children	18	6	6	0	30	
Combined Total	181	284	267	14	746	

Criminal Conviction					
	Davis	West Sacramento	Woodland	Winters and Rural	Total Countywide
Sheltered					
Yes	1	0	9	0	10
No	16	2	2	0	20
Unknown	32	177	100	3	312
N/A - Children	18	6	2	0	26
Sheltered Total	67	185	113	3	368
Unsheltered					
Yes	39	40	75	0	154
No	33	20	25	0	78
Unknown	42	39	50	11	142
N/A - Children	0	0	4	0	4
Unsheltered Total	114	99	154	11	378
Combined					
Yes	40	40	84	0	164
No	49	22	27	0	98
Unknown	74	216	150	14	454
N/A - Children	18	6	6	0	30
Combined Total	181	284	267	14	746
Foster Care					
	Davis	West Sacramento	Woodland	Winters and Rural	Total Countywide
Sheltered					
Yes	4	1	2	0	7
No	13	1	9	0	23
Unknown	32	177	100	3	312
N/A - Children	18	6	2	0	26
Sheltered Total	67	185	113	3	368
Unsheltered					
Yes	6	16	18	0	40
No	69	47	84	0	200
Unknown	39	36	48	11	134
N/A - Children	0	0	4	0	4
Unsheltered Total	114	99	154	11	378
Combined					
Yes	10	17	20	0	47
No	82	48	93	0	223
Unknown	71	213	148	14	446
N/A - Children	18	6	6	0	30
Combined Total	181	284	267	14	746

Victim of Domestic Violence- Ever Experienced					
	Davis	West Sacramento	Woodland	Winters and Rural	Total Countywide
Sheltered					
Yes	12	2	14	0	28
No	8	3	2	0	13
Unknown	29	174	95	3	301
N/A - Children	18	6	2	0	26
Sheltered Total	67	185	113	3	368
Unsheltered					
Yes	15	17	33	0	65
No	62	45	73	0	180
Unknown	37	37	44	11	129
N/A - Children	0	0	4	0	4
Unsheltered Total	114	99	154	11	378
Combined					
Yes	27	19	47	0	93
No	70	48	75	0	193
Unknown	66	211	139	14	430
N/A - Children	18	6	6	0	30
Combined Total	181	284	267	14	746
Victim of Domestic Violence- Homeless Because Fleeing					
	Davis	West Sacramento	Woodland	Winters and Rural	Total Countywide
Sheltered					
Yes	12	0	5	0	17
No	8	4	5	0	17
Unknown	29	175	101	3	308
N/A - Children	18	6	2	0	26
Sheltered Total	67	185	113	3	368
Unsheltered					
Yes	2	8	9	0	19
No	76	54	96	0	226
Unknown	36	37	45	11	129
N/A - Children	0	0	4	0	4
Unsheltered Total	114	99	154	11	378
Combined					
Yes	14	8	14	0	36
No	84	58	101	0	243
Unknown	65	212	146	14	437
N/A - Children	18	6	6	0	30
Combined Total	181	284	267	14	746

Animal Ownership					
	Davis	West Sacramento	Woodland	Winters and Rural	Total Countywide
Sheltered					
Yes	1	0	4	0	5
No	18	2	7	0	27
Unknown	30	177	100	3	310
N/A - Children	18	6	2	0	26
Sheltered Total	67	185	113	3	368
Unsheltered					
Yes	10	22	27	0	59
No	66	43	76	0	185
Unknown	38	34	47	11	130
N/A - Children	0	0	4	0	4
Unsheltered Total	114	99	154	11	378
Combined					
Yes	11	22	31	0	64
No	84	45	83	0	212
Unknown	68	211	147	14	440
N/A - Children	18	6	6	0	30
Combined Total	181	284	267	14	746

AGENCY: CommuniCare DCMH 4th and Hope IRWS-Davis Rotating Winter Shelter (RWS)-Woodland Shores of Hope
 Turning Point Winter Warming Center (WWC)-W. Sac. Empower Yolo YCCA Yolo County HHSA

LOCATION: Davis West Sacramento Winters Woodland Rural/Unincorporated Yolo Other _____

PROGRAM: CalWORKs HSP Hotel/Motel CalWORKs THA DCMH-ES DCMH-New Pathways DCMH-Family TH
 DCMH-Single Adult TH Empower Yolo- TH Empower Yolo- Victims of Crime ES Project Roomkey
 Empower Yolo-Wallace & Vannucci Fourth and Hope-ES IRWS-Davis
 RWS-Woodland Turning Point-Trinity Turning Point-Meadowlark Project Homekey
 Turning Point-Hotel/Motel Shores of Hope-TH WWC-W.Sac. Yolo County- CSBG Hotel/Motel
 Other, please specify: _____

PROGRAM TYPE: Emergency Shelter Transitional Housing

[IF CONDUCTING THE SURVEY IN PERSON, INTRODUCE YOURSELF]: Hello, my name is **[FIRST NAME]**, and I am conducting a brief housing survey. The survey will only take a few moments, is confidential, and will help us advocate for more resources. May I ask you a few questions about your housing and service needs? Yes No **[IF NO, COMPLETE SURVEY BASED ON KNOWN INFORMATION FROM PROJECT ENROLLMENT INFORMATION OR CASE NOTES.]**

1. **Have you already taken this survey in the last few days?** Yes No **[IF YES, STOP SURVEY]**

2. **What are your initials, birth month, and birth year?** Initials: _____ Birth Month: _____ Birth Year: _____

3. **Are you and everyone in your household:**

a. **...under age 25?** Yes No Doesn't Know/Refused to Answer (DK/REF) Unknown

b. **...under age 18?** Yes No Doesn't Know/Refused to Answer (DK/REF) Unknown

4. **How many people live with you (including you)?** **[THE ANSWERS IN B SHOULD TOTAL THE NUMBER OF PERSONS IN A]**

A. Total Number of Persons: _____ B1. Age 25 or Older: _____ B2. Age 18-24: _____ B3. Under 18: _____

	Person 1	Person 2	Person 3	Person 4	Person 5	Person 6	Person 7
5. Initials							
6. Age							
7. Gender							
Female							
Male							
Transgender: Male to Female							
Transgender: Female to Male							
Gender Non-Conforming							
Doesn't Know/Refused to Answer							
Unknown							
8. Race [CHECK ALL THAT APPLY]							
American Indian/Alaska Native							
Asian							
Black or African American							
Native Hawaiian/Pacific Islander							
White							
Doesn't Know/Refused to Answer							
Unknown							
9. Ethnicity							
Non-Hispanic/Non-Latino							
Hispanic/Latino							
Doesn't Know/Refused to Answer							
Unknown							
10. Pregnant							
Yes							

No							
N/A							
Doesn't Know/Refused to Answer							
Unknown							

[QUESTIONS FOR PERSON 1 (over age 18)] Initials: _____ Birth Month: _____ Birth Year: _____

1. Have you been continuously homeless for at least 1 year? Yes No Unknown DK/REF
2. Have you been homeless on at least 4 separate occasions in the last 3 years? Yes No Unknown DK/REF
3. **[IF YES]** Was the combined length of time homeless at least 12 months? Yes No Unknown DK/REF
4. Do you receive any disability benefits? **[SUCH AS SSI OR SSDI]** Yes No Unknown DK/REF
5. Do you have other sources of income? Source: _____ Amount /mo. \$ _____ Yes No Unknown DK/REF
6. Have you ever been a victim of domestic violence? Yes No Unknown DK/REF
7. Are you currently homeless because you are fleeing domestic violence, dating violence, sexual assault or stalking? Yes No Unknown DK/REF
- 8.

Do you consider yourself to have, or has someone else told you that you have any of the following:					[IF YES] Does this severely interfere with your life?			
	Yes	No	DK/REF	Observation of Surveyor	Yes	No	DK/REF	Observation of Surveyor
Developmental Disability								
HIV/AIDS								
Post-Traumatic Stress Disorder								
Physical Illness or Disability				<input type="checkbox"/> Y <input type="checkbox"/> N				<input type="checkbox"/> Y <input type="checkbox"/> N
Serious Mental Illness				<input type="checkbox"/> Y <input type="checkbox"/> N				<input type="checkbox"/> Y <input type="checkbox"/> N
Substance Use Disorder				<input type="checkbox"/> Y <input type="checkbox"/> N				<input type="checkbox"/> Y <input type="checkbox"/> N

9. Have you ever served in the U.S. Armed Forces? Yes No Unknown DK/REF
10. Have you ever been activated into the National Guard or Reserve? Yes No Unknown DK/REF
11. Are you a former foster youth? Yes No Unknown DK/REF
12. Have you ever been convicted of a crime? Yes No Unknown DK/REF
13. Have you ever been evicted? Yes No Unknown DK/REF
14. Do you own an animal? Yes No Unknown DK/REF
15. Did you receive any housing/homeless/shelter services in the last year? Yes No Unknown DK/REF
16. Do you feel you have been treated unfairly due to race or ethnicity when accessing homeless services in Yolo County? Yes No Unknown DK/REF

- [IF YES]** If yes, in what way? Wasn't approached for services Felt services weren't available for me
- Felt I wasn't taken seriously Felt I was treated rudely Was declined services Lack of understanding of my culture
- Lack of representation of my culture Language barrier Gender Sexual orientation
- Lack of knowledge of how to connect to resources Resources in unsafe locations Public assistance issues
- Family structure (size of family, family support, single parent family, same sex parents) Religion
- Drug use Other _____ DK/REF

17. What would a more racially just system look like?
 - Individual plans housing resources in safe communities Remove program limitations Easier access to resources
 - More translation resources Accommodations related to religious practices Have more resources for non-English speaking clients
 - Hiring more staff who look like me Making sure staff are trained in LGBTQ+ needs More services for families with children
 - Public benefits navigators/assistants Other _____ DK/REF
18. Would you like to be contacted to be part of an HPAC subcommittee? Yes No DK/REF
19. What is the best way to contact you? _____

[QUESTIONS FOR PERSON 2 (over age 18)]

Initials: _____ Birth Month: _____ Birth Year: _____

1. Have you been continuously homeless for at least 1 year? Yes No Unknown DK/REF
2. Have you been homeless at least 4 separate occasions in the last 3 years? Yes No Unknown DK/REF
3. **[IF YES]** Was the combined length of time homeless at least 12 months? Yes No Unknown DK/REF

- 4. Do you receive any disability benefits? [SUCH AS SSI OR SSDI] Yes No Unknown DK/REF
- 5. Do you have other sources of income? Source: _____ Amount /mo. \$ _____ Yes No Unknown DK/REF
- 6. Have you ever been a victim of domestic violence? Yes No Unknown DK/REF
- 7. Are you currently homeless because you are fleeing domestic violence, dating violence, sexual assault or stalking? Yes No Unknown DK/REF
- 8.

	Do you consider yourself to have, or has someone else told you that you have any of the following:				[IF YES] Does this severely interfere with your life?			
	Yes	No	DK/REF	Observation	Yes	No	DK/REF	Observation
Developmental Disability								
HIV/AIDS								
Post-Traumatic Stress Disorder								
Physical Illness or Disability				<input type="checkbox"/> Y <input type="checkbox"/> N				<input type="checkbox"/> Y <input type="checkbox"/> N
Serious Mental Illness				<input type="checkbox"/> Y <input type="checkbox"/> N				<input type="checkbox"/> Y <input type="checkbox"/> N
Substance Use Disorder				<input type="checkbox"/> Y <input type="checkbox"/> N				<input type="checkbox"/> Y <input type="checkbox"/> N

- 9. Have you ever served in the U.S. Armed Forces? Yes No Unknown DK/REF
- 10. Have you ever been activated into the National Guard or Reserve? Yes No Unknown DK/REF
- 11. Are you a former foster youth? Yes No Unknown DK/REF
- 12. Have you ever been convicted of a crime? Yes No Unknown DK/REF
- 13. Have you ever been evicted? Yes No Unknown DK/REF
- 14. Do you own an animal? Yes No Unknown DK/REF
- 15. Did you receive any housing/homeless/shelter services in the last year? Yes No Unknown DK/REF
- 16. Do you feel you have been treated unfairly due to race or ethnicity when accessing homeless services in Yolo County? Yes No Unknown DK/REF

[IF YES] If yes, in what way? Wasn't approached for services Felt services weren't available for me
 Felt I wasn't taken seriously Felt I was treated rudely Was declined services Lack of understanding of my culture
 Lack of representation of my culture Language barrier Gender Sexual orientation
 Lack of knowledge of how to connect to resources Resources in unsafe locations Public assistance issues
 Family structure (size of family, family support, single parent family, same sex parents) Religion
 Drug use Other _____ DK/REF

- 17. What would a more racially just system look like?
 Individual plans housing resources in safe communities Remove program limitations Easier access to resources
 More translation resources Accommodations related to religious practices Have more resources for non-English speaking clients
 Hiring more staff who look like me Making sure staff are trained in LGBTQ+ needs More services for families with children
 Public benefits navigators/assistants Other _____ DK/REF
- 18. Would you like to be contacted to be part of an HPAC subcommittee? Yes No DK/REF
- 19. What is the best way to contact you? _____

Location: Davis West Sacramento Winters Woodland Rural/Unincorporated Yolo Other: _____

[INTRODUCE YOURSELF]: Hello, my name is **[FIRST NAME]**, and I am conducting a brief housing survey. The survey will only take a few moments, is confidential, and will help us advocate for more resources. May I ask you a few questions about your housing and service needs? Yes No **[IF NO, COMPLETE VISUAL COUNT FORM]**

1. Have you already taken this survey in the last few days? Yes No **[IF YES, STOP SURVEY]**
 2. Where did you sleep on the night of the 22nd /last night/Tuesday night?

[CONTINUE SURVEY]	[STOP SURVEY]
<input type="checkbox"/> Outside (such as tents, parks, underpasses)	<input type="checkbox"/> Own or rent home
<input type="checkbox"/> Someone else's home (outside or in a garage)	<input type="checkbox"/> Someone else's home (inside)
<input type="checkbox"/> Motel (paid for by agency because homeless)	<input type="checkbox"/> Motel (paid for with own money)
<input type="checkbox"/> Institution (if released after midnight to homelessness)	<input type="checkbox"/> Jail or prison
<input type="checkbox"/> Abandoned building, garage, shed, storage	<input type="checkbox"/> Hospital
<input type="checkbox"/> Building not meant for sleeping (such as a library)	<input type="checkbox"/> Treatment program
<input type="checkbox"/> Car, camper, RV (with no permanent hookups)	<input type="checkbox"/> Subsidized permanent housing program
<input type="checkbox"/> Emergency shelter	
<input type="checkbox"/> Transitional Housing	
<input type="checkbox"/> Other, please specify: _____	

3. Was where you slept within the limits of . . . ? **[STOP SURVEY IF LOCATION WAS KNOWN AND NOT WITHIN YOLO COUNTY]**

Davis West Sacramento Winters Woodland Rural/Unincorporated Yolo Other: _____

4. What brought you to Yolo County? **[MARK ONE; MOST APPLICABLE ANSWER ONLY]**

Grew Up Here Family Here Friends Here Good Social Services Affordable Housing Other: _____

5. How long have you lived in Yolo County?

Less than 1 Year 1-3 Years 4-6 Years 7-10 Years 11-13 Years Other: _____

6. Where did you live immediately prior to coming to Yolo County? **[WRITE N/A IF LIVED IN YOLO COUNTY ENTIRE LIFE]**

City/Region: _____ State: _____

7. What are your initials, birth month, and birth year? Initials: _____ Birth Month: _____ Birth Year: _____

8. Are you and everyone in your household:

a. ...under age 25? Yes No Doesn't Know/Refused to Answer (DK/REF) Unknown

b. ...under age 18? Yes No Doesn't Know/Refused to Answer (DK/REF) Unknown

9. How many people live with you (including you)? **[THE ANSWERS IN B SHOULD TOTAL THE NUMBER OF PERSONS IN A]**

A. Total Number of Persons: _____ B1. Age 25 or Older: _____ B2. Age 18-24: _____ B3. Under 18: _____

	Person 1	Person 2	Person 3	Person 4	Person 5	Person 6	Person 7
10. Initials							
11. Age							
12. Gender							
Female							
Male							
Transgender: Male to Female							
Transgender: Female to Male							
Gender Non-Conforming							
Doesn't Know/Refused to Answer							
Unknown							
13. Race [CHECK ALL THAT APPLY]							
American Indian/Alaska Native							
Asian							
Black or African American							
Native Hawaiian/Pacific Islander							
White							
Doesn't Know/Refused to Answer							
Unknown							
14. Ethnicity							
Non-Hispanic/Non-Latino							
Hispanic/Latino							
Doesn't Know/Refused to Answer							
Unknown							

[CONTINUE ON NEXT PAGE]

15. Pregnant
 Yes
 No
 N/A
 Doesn't Know/Refused to Answer
 Unknown

[QUESTIONS FOR PERSON 1 (over age 18)] Initials: _____ Birth Month: _____ Birth Year: _____

- Have you been continuously homeless for at least 1 year? Yes No Unknown DK/REF
- Have you been homeless at least 4 separate occasions in the last 3 years? Yes No Unknown DK/REF
- [IF YES]** Was the combined length of time homeless at least 12 months? Yes No Unknown DK/REF
- Do you receive any disability benefits? **[SUCH AS SSI OR SSDI]** Yes No Unknown DK/REF
- Do you have other sources of income? Source: _____ Amount /mo. \$ _____ Yes No Unknown DK/REF
- Have you ever been a victim of domestic violence? Yes No Unknown DK/REF
- Are you currently homeless because you are fleeing domestic violence, dating violence, sexual assault or stalking? Yes No Unknown DK/REF

8.

Do you consider yourself to have, or has someone else told you that you have any of the following:				[YES] Does this severely interfere with your life?		
	Yes	No	Observation	Yes	No	Observation
Developmental Disability						
HIV/AIDS						
Post-Traumatic Stress Disorder						
Chronic Physical Illness or Disability			<input type="checkbox"/> Y <input type="checkbox"/> N			<input type="checkbox"/> Y <input type="checkbox"/> N
Chronic Mental Illness			<input type="checkbox"/> Y <input type="checkbox"/> N			<input type="checkbox"/> Y <input type="checkbox"/> N
Substance Use Disorder			<input type="checkbox"/> Y <input type="checkbox"/> N			<input type="checkbox"/> Y <input type="checkbox"/> N

- Have you ever served in the U.S. Armed Forces? Yes No Unknown DK/REF
- Have you ever been activated into the National Guard or Reserve? Yes No Unknown DK/REF
- Are you a former foster youth? Yes No Unknown DK/REF
- Have you ever been convicted of a crime? Yes No Unknown DK/REF
- Have you ever been evicted? Yes No Unknown DK/REF
- Do you own an animal? Yes No Unknown DK/REF
- Did you receive any housing/homeless/shelter services in the last year? Yes No Unknown DK/REF
- Do you feel you have been treated unfairly due to race or ethnicity when accessing homeless services in Yolo County?
 Yes No Unknown DK/REF

- [IF YES]** If yes, in what way? Wasn't approached for services Felt services weren't available for me
 Felt I wasn't taken seriously Felt I was treated rudely Was declined services Lack of understanding of my culture
 Lack of representation of my culture Language barrier Gender Sexual orientation
 Lack of knowledge of how to connect to resources Resources in unsafe locations Public assistance issues
 Family structure (size of family, family support, single parent family, same sex parents) Religion
 Drug use Other _____ DK/REF

- What would a more racially just system look like?
 Individual plans housing resources in safe communities Remove program limitations Easier access to resources
 More translation resources Accommodations related to religious practices Have more resources for non-English speaking clients
 Hiring more staff who look like me Making sure staff are trained in LGBTQ+ needs More services for families with children
 Public benefits navigators/assistants Other _____ DK/REF
- Would you like to be contacted to be part of an HPAC subcommittee? Yes No DK/REF
- What is the best way to contact you? _____

[QUESTIONS FOR PERSON 2 (over age 18)] Initials: _____ Birth Month: _____ Birth Year: _____

- Have you been continuously homeless for at least 1 year? Yes No Unknown DK/REF
- Have you been homeless at least 4 separate occasions in the last 3 years? Yes No Unknown DK/REF
- [IF YES]** Was the combined length of time homeless at least 12 months? Yes No Unknown DK/REF
- Do you receive any disability benefits? **[SUCH AS SSI OR SSDI]** Yes No Unknown DK/REF
- Do you have other sources of income? Source: _____ Amount /mo. \$ _____ Yes No Unknown DK/REF
- Have you ever been a victim of domestic violence? Yes No Unknown DK/REF
- Are you currently homeless because you are fleeing domestic violence, dating violence, sexual assault or stalking? Yes No Unknown DK/REF

Yes No Unknown DK/REF

8.

Do you consider yourself to have, or has someone else told you that you have any of the following:				[YES] Does this severely interfere with your life?		
	Yes	No	Observation	Yes	No	Observation
Developmental Disability						
HIV/AIDS						
Post-Traumatic Stress Disorder						
Chronic Physical Illness or Disability			<input type="checkbox"/> Y <input type="checkbox"/> N			<input type="checkbox"/> Y <input type="checkbox"/> N
Chronic Mental Illness			<input type="checkbox"/> Y <input type="checkbox"/> N			<input type="checkbox"/> Y <input type="checkbox"/> N
Substance Use Disorder			<input type="checkbox"/> Y <input type="checkbox"/> N			<input type="checkbox"/> Y <input type="checkbox"/> N

9. Have you ever served in the U.S. Armed Forces? Yes No Unknown DK/REF
10. Have you ever been activated into the National Guard or Reserve? Yes No Unknown DK/REF
11. Are you a former foster youth? Yes No Unknown DK/REF
12. Have you ever been convicted of a crime? Yes No Unknown DK/REF
13. Have you ever been evicted? Yes No Unknown DK/REF
14. Do you own an animal? Yes No Unknown DK/REF
15. Did you receive any housing/homeless/shelter services in the last year? Yes No Unknown DK/REF
16. Do you feel you have been treated unfairly due to race or ethnicity when accessing homeless services in Yolo County?
 Yes No Unknown DK/REF
[IF YES] If yes, in what way? Wasn't approached for services Felt services weren't available for me
 Felt I wasn't taken seriously Felt I was treated rudely Was declined services Lack of understanding of my culture
 Lack of representation of my culture Language barrier Gender Sexual orientation
 Lack of knowledge of how to connect to resources Resources in unsafe locations Public assistance issues
 Family structure (size of family, family support, single parent family, same sex parents) Religion
 Drug use Other _____ DK/REF
17. What would a more racially just system look like?
 Individual plans housing resources in safe communities Remove program limitations Easier access to resources
 More translation resources Accommodations related to religious practices Have more resources for non-English speaking clients
 Hiring more staff who look like me Making sure staff are trained in LGBTQ+ needs More services for families with children
 Public benefits navigators/assistants Other _____ DK/REF
18. Would you like to be contacted to be part of an HPAC subcommittee? Yes No DK/REF
19. What is the best way to contact you? _____

[INSTRUCTIONS]: Complete **one form per individual or family** that you believe is homeless. Complete the visual count information based on your observation, **ONLY** for individuals that are unsafe to approach or are unwilling to participate in the survey.

1. General Location: Davis West Sacramento Winters Woodland Rural/Unincorporated Yolo Other_____

2. Details about Location: _____

3.

[RECORD THE NUMBER OF PEOPLE BY AGE AND GENDER]				
	Under 18	18-24	25-55	56+
e				
male				
nder Unknown				

4. Describe the appearance of the person(s): _____

5. Describe if the person(s) has any pets: _____

[INSTRUCTIONS]: Complete **one form per individual or family** that you believe is homeless. Complete the visual count information based on your observation, **ONLY** for individuals that are unsafe to approach or are unwilling to participate in the survey.

1. General Location: Davis West Sacramento Winters Woodland Rural/Unincorporated Yolo Other_____

2. Details about Location: _____

3.

[RECORD THE NUMBER OF PEOPLE BY AGE AND GENDER]				
	Under 18	18-24	25-55	56+
e				
male				
nder Unknown				

4. Describe the appearance of the person(s): _____

5. Describe if the person(s) has any pets: _____