


# Yolo Basic Income Program Update (YOBI)

A hand up for  
Yolo County's  
Families in the  
deepest  
poverty!




# Our Families, Our Neighbors



# Our Future.

# Poverty In Yolo

How does Yolo's Poverty Rate Stack Up?



County	Poverty rate (%)	County	Poverty rate (%)	County	Poverty rate (%)
Alameda	14.1%	Madera	18.5%	San Luis Obispo	15.5%
Alpine, Amador, Calaveras, Inyo, Mariposa, Mono, Tuolumne	13.2%	Marin	15.8%	San Mateo	15.1%
Butte	17.9%	Merced	13.4%	Santa Barbara	20.7%
Colusa, Glenn, Tehama, Trinity	14.3%	Monterey, San Benito	17.3%	Santa Clara	14.3%
Contra Costa	13.8%	Napa	13.7%	Santa Cruz	17.0%
Del Norte, Lassen, Modoc, Plumas, Siskiyou	12.8%	Nevada, Sierra	17.3%	Shasta	15.9%
El Dorado	10.4%	Orange	19.1%	Solano	11.8%
Fresno	17.2%	Placer	11.5%	Sonoma	14.4%
Humboldt	19.5%	Riverside	16.1%	Stanislaus	14.4%
Imperial	19.5%	Sacramento	14.8%	Sutter, Yuba	11.9%
Kern	16.7%	San Bernardino	15.3%	Tulare	16.4%
Kings	14.3%	San Diego	17.8%	Ventura	16.3%
Lake, Mendocino	15.8%	San Francisco	17.0%	Yolo	20.9%
Los Angeles	20.8%	San Joaquin	15.4%		


**HIGHEST  
IN CA**



# What is the Program

**Yolo County HHSA** will be launching a first in the nation basic income supplement program for 54 of our lowest income and most vulnerable homeless families on CalWORKS.

The **24 month** program will provide additional cash benefits to 54 families pulling that families total income \$1 over the California Poverty Measure. Families will continue to receive full CalWORKS HSP case management services.



## 1 Co-enrollment

Families will continue their enrollment in CalWORKS and will still receive cash aid, Medi-Cal, CalFresh, Childcare, Mental Health, Substance Abuse, Education, Housing and Career Supports. In most cases additional income will not impact benefits. CalFresh\*

## 2 UC Davis Study

2-year study will be concurrently run over the pilot program period. A team of researchers from UC Davis Center for Regional Change, county staff and CBOs will be conducting interviews, data collection and sampling. A comprehensive study on the benefits of the additional income will be created post pilot.

## 3 Control Group

In addition to the 54 families receiving basic income benefits, 160 Yolo CalWORKS families with children under the age of 6 will receive quarterly surveys as part of a control group. These families will be given a \$100 survey incentive totalling \$800 over the life of the program.

# Yolo Kids Under 6

How did we identify program participants?

1

According to the US Census in July of 2019 there were 11,418 Children in Yolo County under the age of 6.

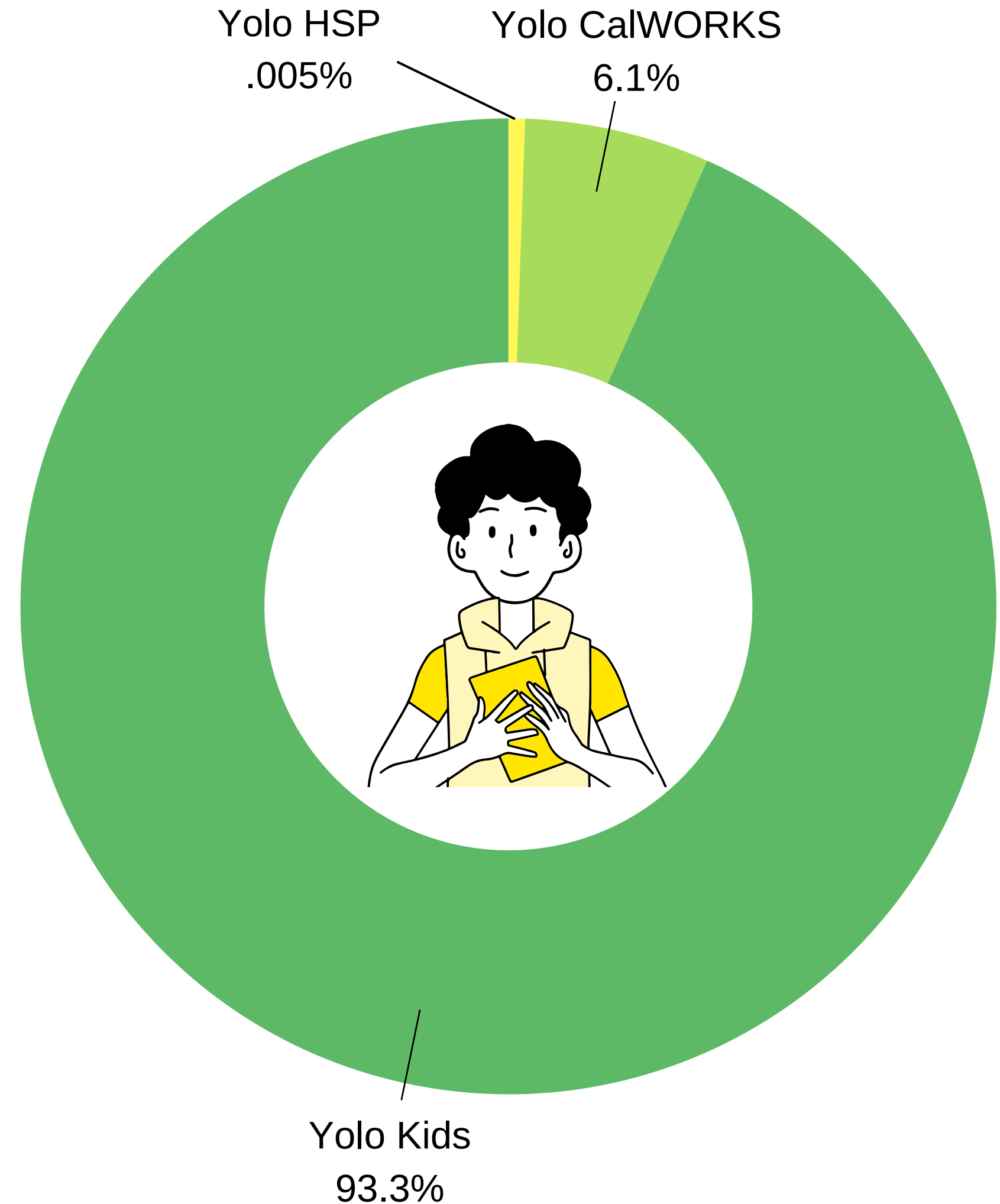
2

Yolo County HHSA Social Services Data indicates there are 704 kids under the age of 6 on the CalWORKS program. 6.1% of all kids under the age of 6.

3


Yolo County HHSA Social Services Data indicates there are 54 kids under the age of 6 on the CalWORKS HSP Subprogram. .005% of all kids under the age of 6.

**54 Yolo County CalWORKS Housing Support Kids (HSP) Under the Age of 6**



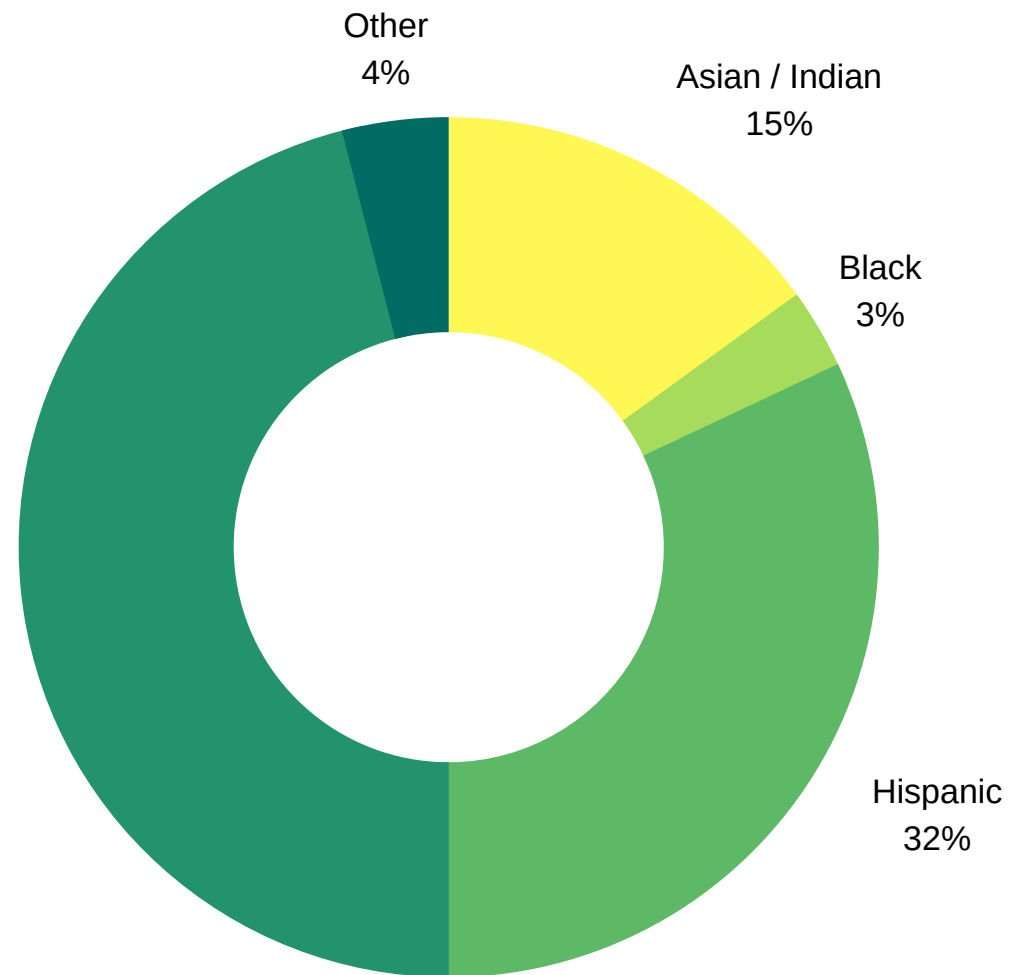
# Demographics

How does this pilot impact equity issues amongst low income families?



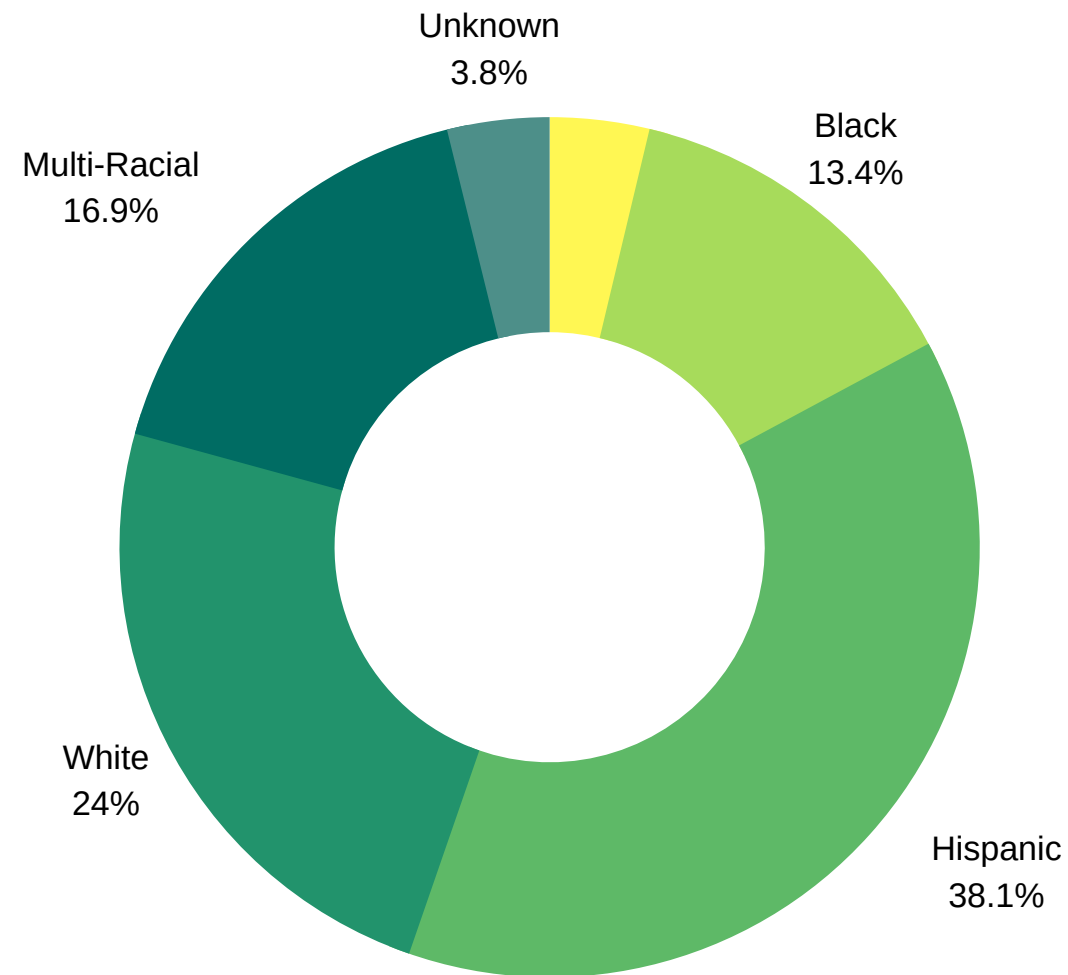
1

Countywide demographics based on census data of general population



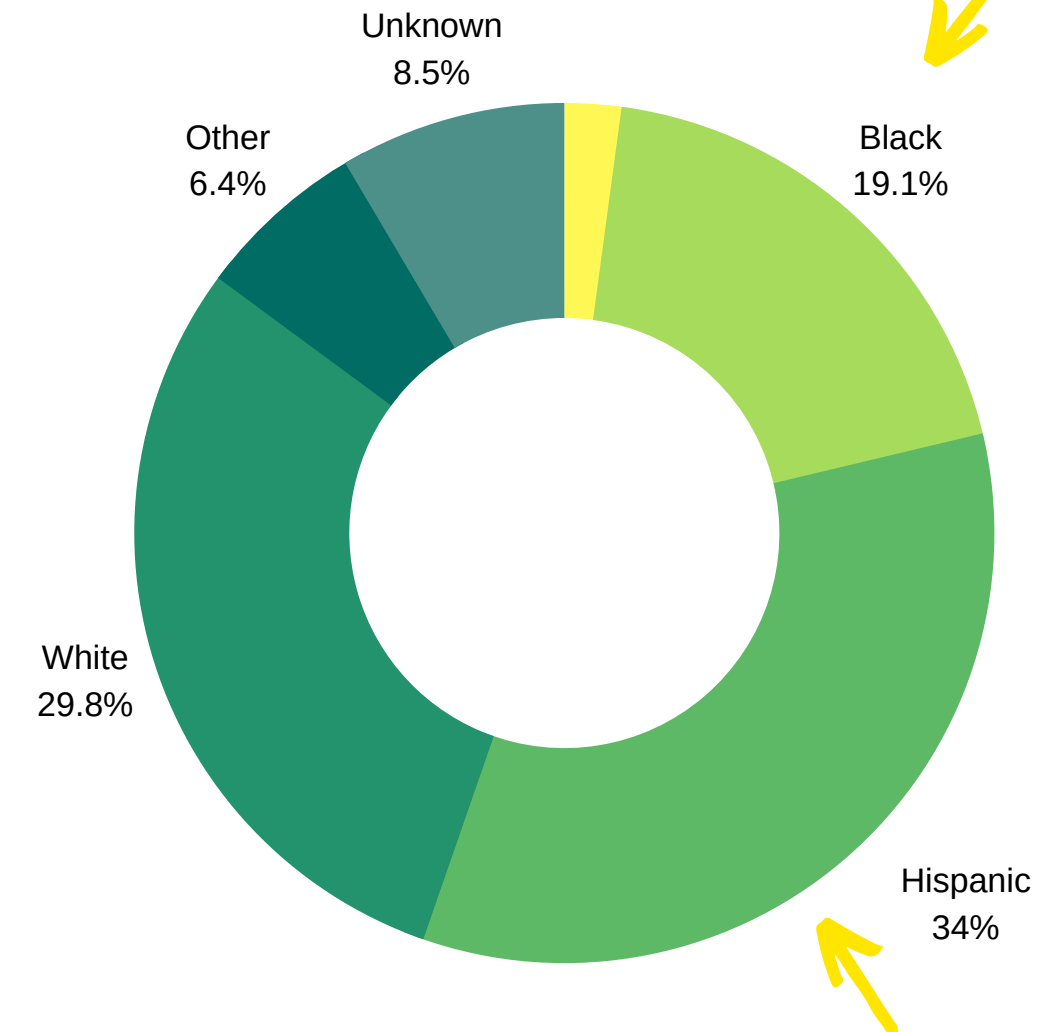
2

Yolo County CalWORKs population Demographics based on caseload



3

CalWORKS HSP Demographic data (Families with children under 6)



# What are we proposing?

- **Amount:** \$ Above California Poverty Measure (CPM)
- **# of Families:** 54
- **Timeframe:** 2 Years
- **Poverty Rate:** 20.9%
- **Allocation:** CalWORKS Housing Support Families with Children under 6
- **Evaluation:** University of California Davis

1


Benefit payments on pre-paid "Usio" Cards begin on **April 1, 2022**

2

Quarterly surveys and study launches concurrently with first quarterly control surveys launching in **July of 2022.**



3

Program partner support and financial literacy education begin in **July of 2022.**




# Program Budget

How can we fund a Family Poverty Reduction Pilot for 2 full years?




Stuart Foundation



## Family of 4 (No Other Income) Example

CalWORKS Maximum Grant = \$1,122 Monthly x 24 Months: \$26,928  
 CPM Minimum Poverty (2 year) Threshold for a family of 4: \$61,776  
 Shortfall: **-\$34,848 (-17,423.76 per year)**  
 Monthly BSI Amount: \$1451.98

**Could this program reduce reliance on public welfare programs for Yolo County families in the future?**




## Maximum Program Grant 24 Month Pilot

All CalWORKS HSP Families with Child Under 6: \$2,448,816  
 Program Expenses: \$550,480 (Overhead and Eval Costs)

### Funding Identified to Date:

County Cannabis Funding: \$500,000  
 Yolo HSP Funding: \$397,000  
 Sutter Health Foundation: \$250,000  
 OCAP Grant: \$150,000  
 Yolo First 5: \$100,000  
 Kelly, Stuart and Travis: \$41,500



**Unidentified Fundraising - \$760,316.00**

Family Income + CalWORKS Grant - California Poverty Measure (CPM) = Monthly Yolo Grows Grant Amount




# Evaluation

**Creating a Proof of Concept!**

How could two years above the CPM change the lives of homeless California families with kids under the age of 6?

Scalability




Stress



Education and Career Attainment



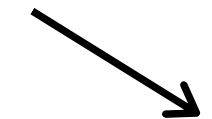
Early Childhood Development



Control Group



Health Outcomes



Spending Trend Data



Financial Literacy



# Questions?

