

Yolo County Community Corrections Partnership (CCP) 2022-23 Program Summary

Mental Health & Addiction Intervention Courts 2022-23 CCP Funding Summary

CCP Funds: \$46,000 budget
Treatment-Mental Health Court (MHC) Grant Match

CCP Funds: \$88,232 actual
Department Allocation – Health & Human Services Agency (HHS)

Note: Program partners also contribute staff funded by other CCP dollars that support similar/related efforts

Federal Bureau of Justice Assistance (MHC Grant): \$233,518 budget

Health & Human Services Realignment: \$369,749 actual

Mental Health Services Act: \$542,926 actual

HHS Substance Use Disorder funding: \$129,000 budget

CCP Strategic Plan Outcome/Strategy(s) Supported

2022-2025 Outcome: Further increase post-booking diversion opportunities to reduce recidivism

Use of Funding	Program Description
<p>Portions of a Supervising Deputy District Attorney and Chief Deputy DA</p> <p>1 Clinician</p> <p>4 Behavioral Case Managers</p> <p>2 Peer Support Workers</p> <p>Portions of a Clinical Manager, Clinical Supervisor and HUB Assessment Clinician</p> <p>2.0 Probation Officers (Supervising Probation Officer regularly staffs cases)</p> <p>Portions of a Public Defender Supervisor and 3 Deputy PDs</p> <p>Direct Client Support Services, i.e., housing</p>	<p>Mental Health Court (MHC) and Addiction Intervention Court (AIC) are minimum 18-month, Court-based treatment and supervision systems for eligible adult offenders in which their serious mental illness or substance use disorder is a significant factor in the commission of their crime(s). The program is designed to increase treatment engagement related to these criminogenic factors to reduce arrests, hospitalizations, jail time and the number of individuals cycling through the justice system. MHC and AIC are collaborative efforts between the District Attorney’s Office, Health and Human Services Agency, Probation Department, Public Defender’s Office and the Yolo County Superior Court.</p> <p>MHC was established to address the increasing number of mentally ill defendants cycling through the courts and jails. It follows the Forensic Assertive Community Treatment model where participants get individualized weekly intensive services. The team provides participants with wrap-around treatment which includes a focus on mental health, substance abuse, housing, vocational training/education and overall wellness.</p> <p>AIC is based on best practice models identified by the National Association of Drug Court Professionals and other California drug court models. AIC is a court-based treatment and monitoring system for individuals whose offense was committed in large part to identified substance abuse or addiction.</p> <p>Both programs combine the services and support of multiple county agencies with the court process.</p>
<p>PM1: Referrals to MHC / AIC</p> <p>41 / 85</p>	<p>PM3: Reduction in Arrests Pre-Entry vs Post-MHC / AIC</p> <p>90% / 80%</p>
<p>PM3: Reduction in Jail Bed Days Pre- vs Post-MHC / AIC</p> <p>90% / 88%</p>	<p>See attached for more detail on performance measures</p>

Mental Health & Addiction Intervention Specialty Courts

Supplemental 2022-23 Performance Measure (PM) Information

PM1: How much did we do? | **PM2:** How well did we do it? | **PM3:** Is anyone better off?

PM3: Rate of Arrests Pre-Program vs While in the Program

At the time of acceptance into the MHC or AIC program, a count of a client’s arrests during the year prior to entering the program is documented. Each year, subsequent arrests are tracked. The average rate of arrests in the participant group pre-program is then compared to the average rate of arrests while participating in the program. Data related to this measure can be found in the attached “Yolo County Mental Health and Addiction Intervention Court Outcomes 2022-2023.”

PM3: Decreased Jail Bed Days, Acute Hospital Bed Days and Long-Term Hospital Bed Days While in the Program

At the time of acceptance into the MHC or AIC program, a count of the client’s days spent in jail during the year prior to entering the program is documented. Each year, subsequent jail days are tracked. The average rate of jail days in the participant group pre-program is then compared to the average rate of jail days while participating in the program. Likewise, acute hospital bed days and long-term hospital bed days are tracked in the same manner. Data related to these measures can be found in the attached “Yolo County Mental Health and Addiction Intervention Court Outcomes 2022-2023.”

PM3: Reduction in Risk Level Score

All clients are assessed by the Ohio Risk Assessment System (ORAS), which is an actuarial risk assessment tool that indicates the client’s overall risk to reoffend, as well as provides criminogenic risk factors and protective factors. ORAS risk scores are collected at the beginning of the program and every six months thereafter for each client. The first and most recent risk scores are compared in the participant group to determine if AIC/MHC services have reduced the client’s risk level as a result of addressing the client’s criminogenic needs.

Performance Measure		Reassessed in 2022-23
Of 33 MHC Participants	Reduction in Risk Level Score	13
	Status Quo Risk Level Score	17
	Increased Risk Level Score	3
Of 30 AIC Participants	Reduction in Risk Level Score	16
	Status Quo Risk Level Score	13
	Increased Risk Level Score	1

Additional Information: Graduations

Each year, the MHC and AIC programs have a varied number of client graduations. In order for clients to graduate AIC or MHC, they must have: engaged in the program for a minimum of 18 months; had no positive drug tests for a minimum of 270 consecutive days; been medication compliant for a minimum of 180 consecutive days; no unexcused appointments for a minimum of 180 consecutive days; obtained gainful, consistent employment, sufficiently participated in vocational or educational training, or engaged in another productive use of time; maintained safe and stable living environment for a minimum of 90 consecutive days; developed healthy interpersonal relationships; worked with the team on progress toward achievement of the client’s long-term goals; developed a substantive aftercare plan; participated in a restorative justice process and written an essay to the Court describing learning objectives; prepared and submitted a graduation essay to the team to be presented at a designated Court appearance; and completed of any additional tasks/requirements designated by the team or as a part of the client’s plea agreement.

Measure	2021-22	2022-23
MHC – Graduations	2 of 8	7 of 14
AIC – Graduations	2 of 8	8 of 24

YOLO COUNTY

MENTAL HEALTH COURT
& ADDICTION
INTERVENTION COURT

FY 2022-23 OUTCOMES

EVERY CRIMINAL JUSTICE DATA POINT REPRESENTS A LIFE.



MENTAL HEALTH COURT (MHC) & ADDICTION INTERVENTION COURT (AIC) OVERVIEW –

Referrals and Demographic Data

MENTAL HEALTH COURT (MHC) & ADDICTION INTERVENTION COURT (AIC)

126
REFERRALS

30
ACCEPTED

89
PARTICIPANTS

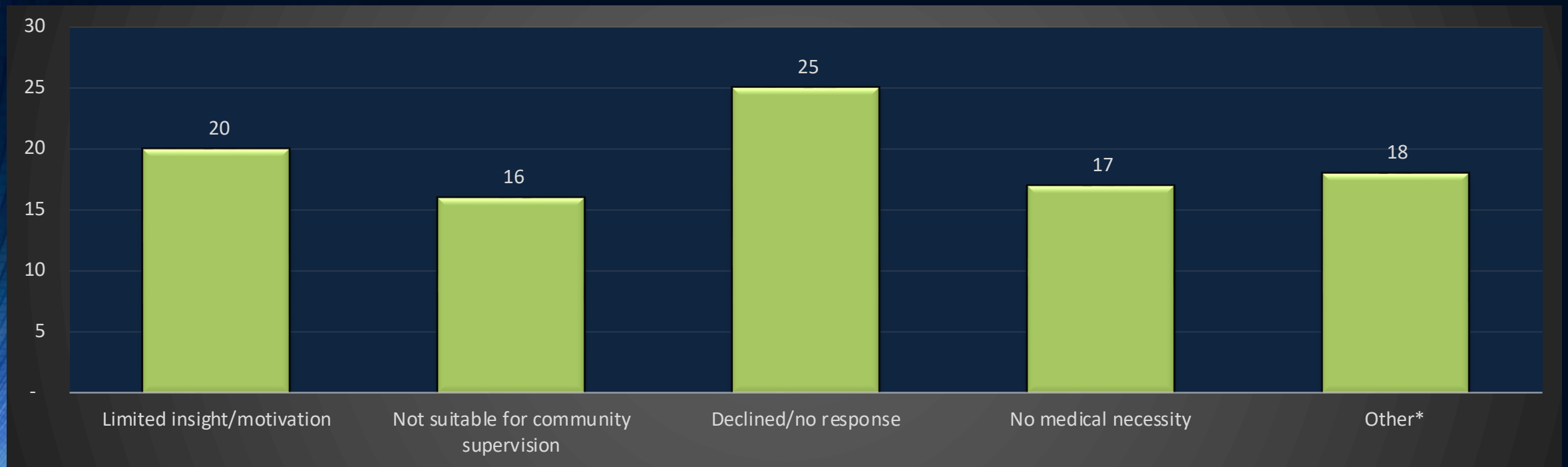
41 MHC
85 AIC

24%

41 MHC
48 AIC

30 max at any given time for each program

MHC & AIC REASONS FOR DENIAL

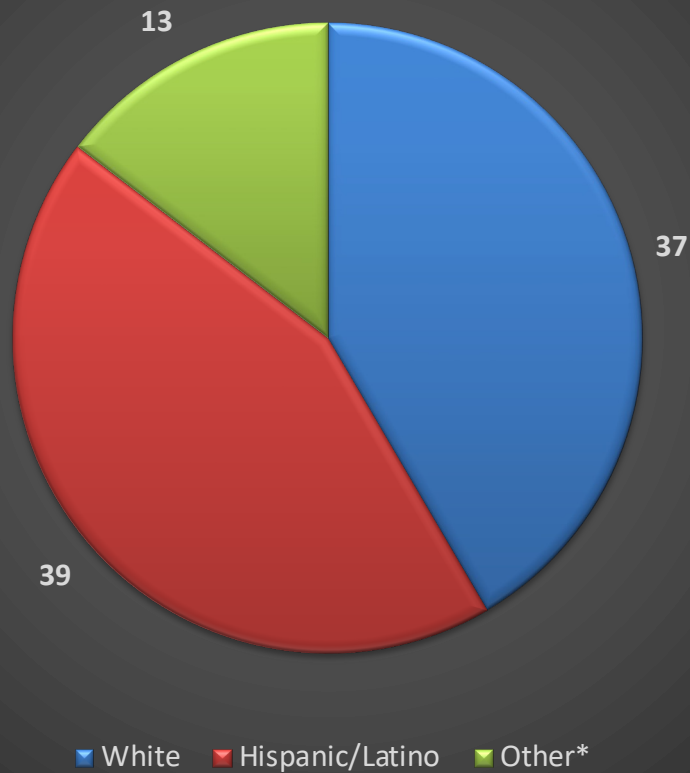


* Includes: withdrawn by attorney; not Yolo residents; and not evaluated by end of fiscal year

MHC & AIC PARTICIPANT DEMOGRAPHICS

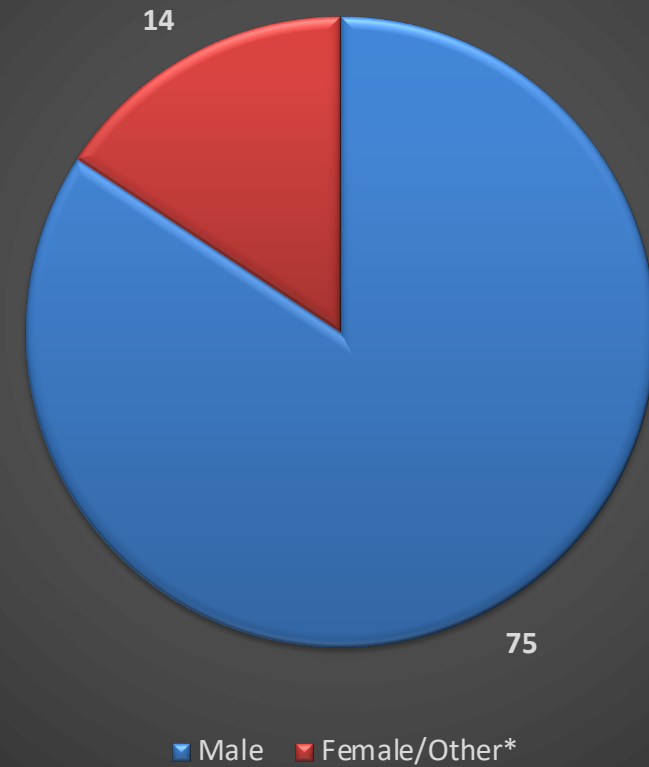
All Adults Age 21+

Race/Ethnicity



* Includes: African American, Native American, and "Other"

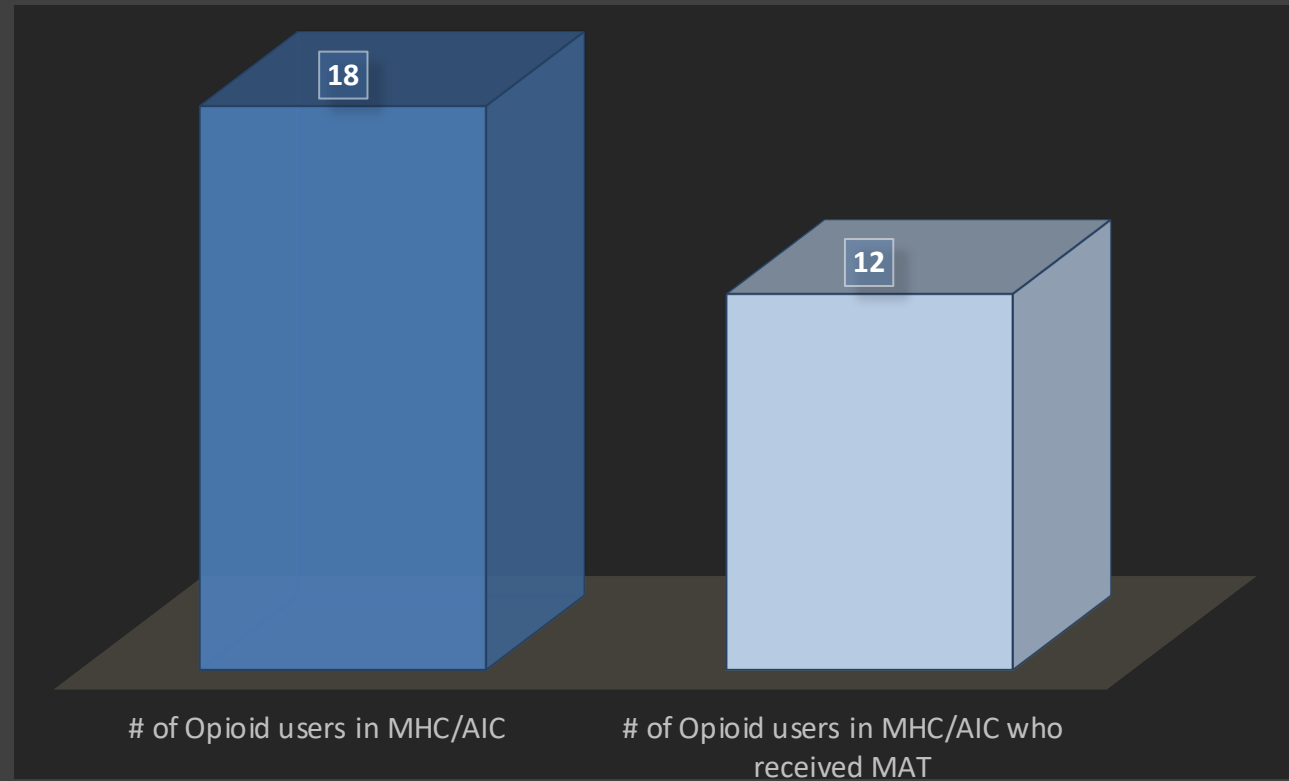
Gender



* Includes: Female and Transgender

MEDICATION ASSISTED TREATMENT (MAT) AMONG MHC & AIC PARTICIPANTS WHO WERE OPIOID USERS

2/3
RECEIVED
MAT
DURING
MHP/AIC



MENTAL HEALTH COURT OUTCOMES –

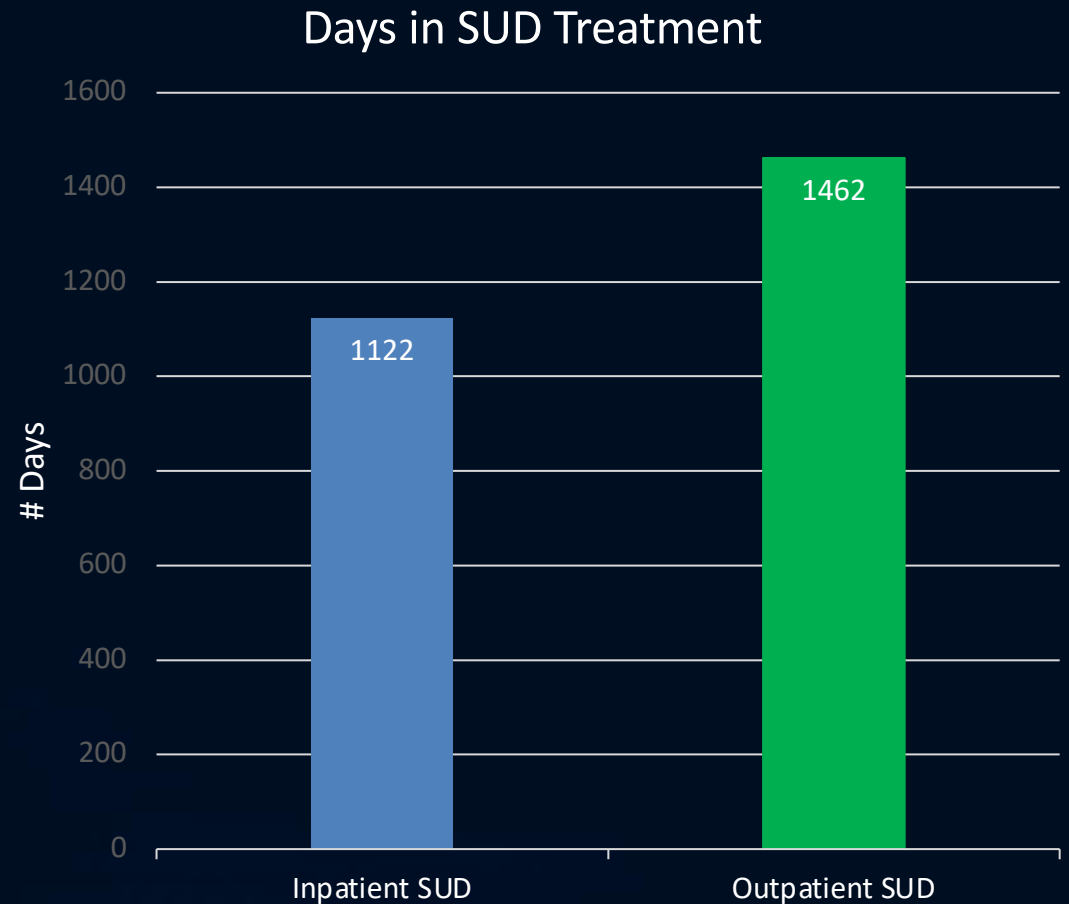
Treatment, Arrests, & Hospital Utilization Data

1-year prior to enrollment vs. time enrolled in MHC

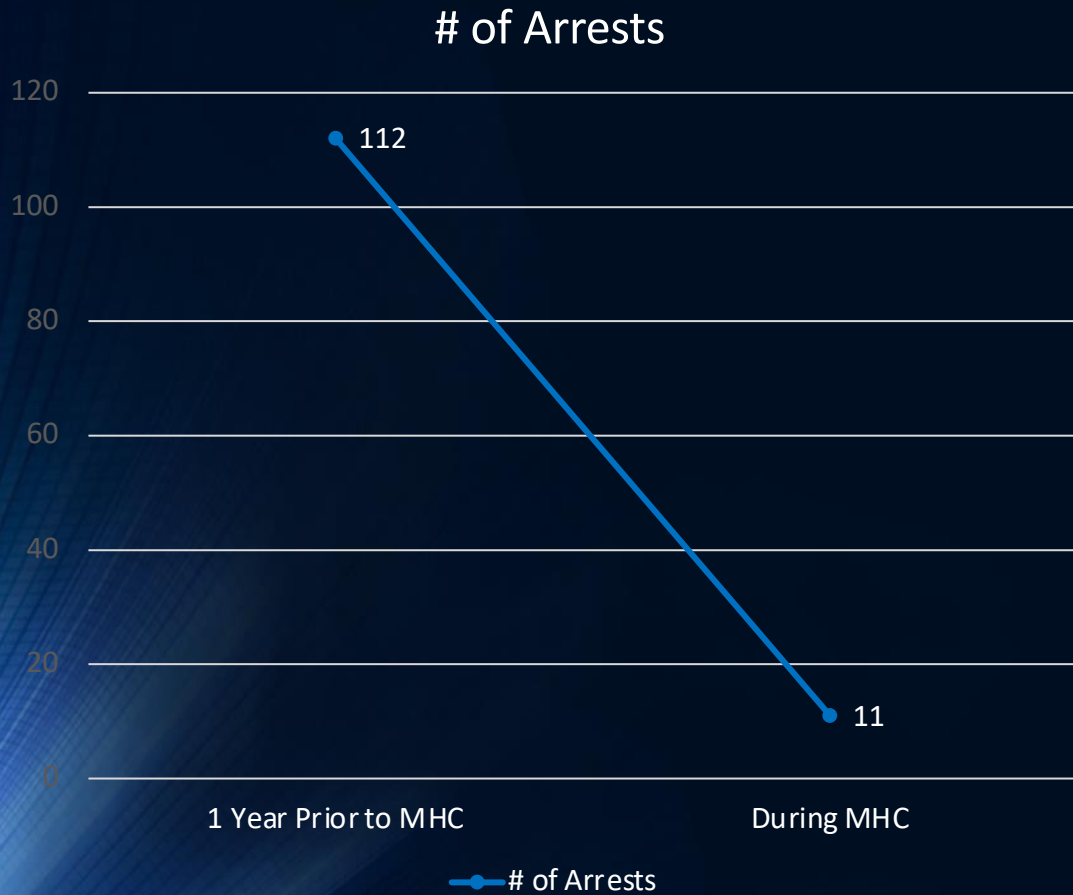
MHC OUTCOMES: SUBSTANCE USE TREATMENT

# MHC PARTICIPANTS IN SUD TREATMENT	
Methamphetamine	22
Opiates	*
Alcohol	*
Alcohol and Other Substances	*
None	*
TOTAL	41

** Data suppressed due to small numbers to preserve confidentiality*

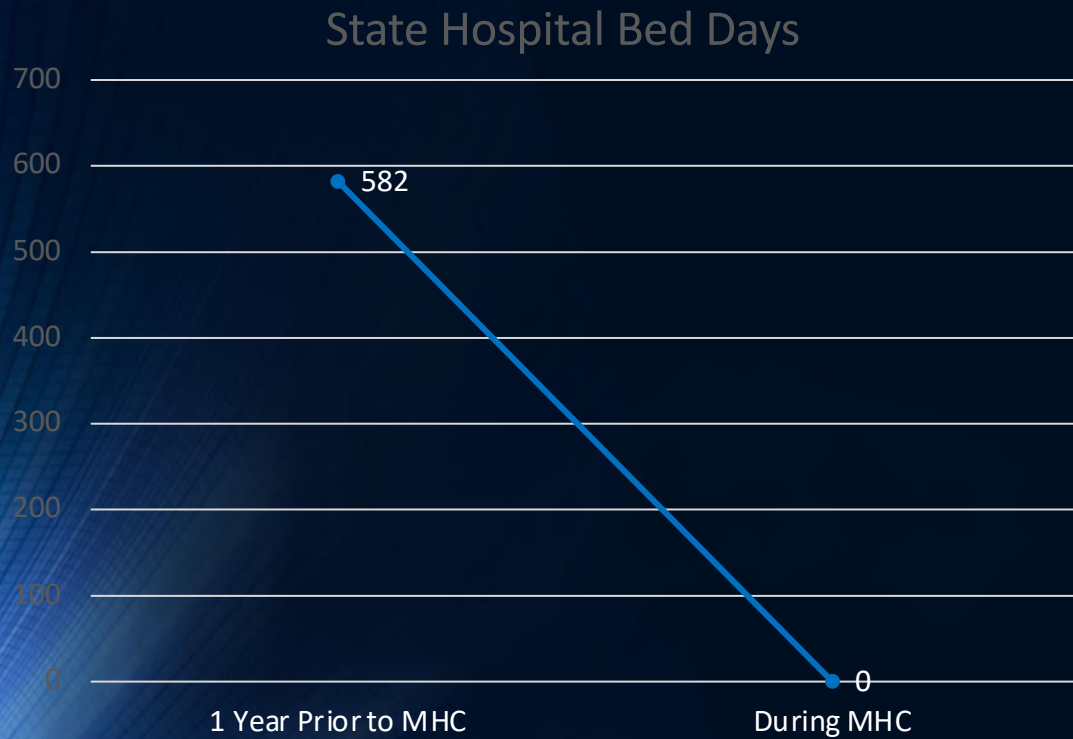


MHC OUTCOMES: 90 % REDUCTION IN ARRESTS & JAIL BED DAYS

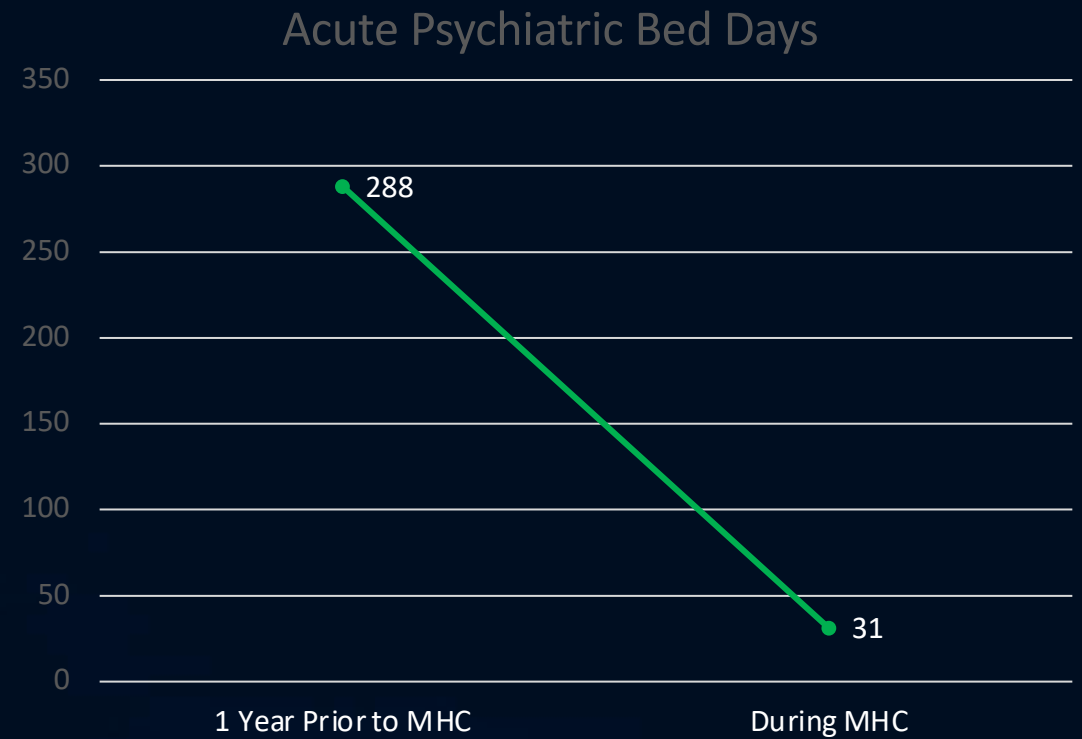


MHC OUTCOMES: REDUCTION IN HOSPITAL BED DAYS

100% Reduction in State Hospital Bed Days



89% Reduction in Acute Psychiatric Bed Days



The background features a dark blue gradient with a series of curved, parallel lines that create a sense of depth and movement. On the right side, there is a glowing, light blue area with a fine grid pattern, resembling a tunnel or a digital interface.

ADDICTION INTERVENTION COURT OUTCOMES 2022-2023

AIC OUTCOMES: 80% REDUCTION IN ARRESTS & JAIL BED DAYS



AIC SUBSTANCE USE TREATMENT DAYS

Of Bed Days For All Participants

